



O P E L O P T I M I Z A T I O N





D E L O R E A N

1981 DE LOREAN SPORTS CAR SPECIFICATIONS

ENGINE

Type: Light-alloy 90° V6, two overhead camshafts. **Displacement:** 2.85 liters. **Bore and Stroke:** 91 x 73 mm. **Compression Ratio:** 8.8:1. **Block Construction:** Light-alloy w/cast iron cyl. liners. **Cylinder Heads:** Light-alloy, cross-flow, hemi-chambers. **Cooling System:** Water/Ethylene Glycol, radiator forward w/twin thermostatically controlled fans. **Fuel System:** C.I.S. Fuel-injection, Bosch K-Jetronic. **Ignition System:** Breakerless, electronic/Bosch. **Emission Control:** Lambda Sond/catalytic, unleaded fuel.

DRIVE TRAIN

Engine Location: Aft-mounted. **Transmission:** 5 speed, fully synchronized or 3 speed automatic. **Final Drive:** Trans-axle/dbl. univ. half-shafts, ratio 3.44:1.

BODY

Construction: Structural-composite single piece underbody w/corrosion free outer body panels; 304 stainless steel.

CHASSIS

Construction: Corrosion protected steel backbone frame w/fore and aft wishbones, supporting cross members and 4-wheel independent suspension; controlled impact crush.

SUSPENSION

Front: Compliant, unequal length wishbones and coil boxed spring, telescopic shock absorbers and anti-roll bar. **Rear:** Compliant, diagonal trailing radius arms with upper and lower links, coil spring with telescopic shock absorbers.

STEERING

Type: Rack and pinion, designed neutral to mild understeer; 10.7 m turning circle.

BRAKES

Front/Rear: Power assisted 4-wheel discs 254/267 mm diameter.

WHEELS/TIRES

Wheels Front/Rear: Cast light-alloy 357 x 152/381 x 203 mm. **Tires Front/Rear:** Steel belted radial, Goodyear Formula 1 Rain Tread, 195/60, 235/60. Sized for balanced cornering power front and rear.

DIMENSIONS & CAPACITIES

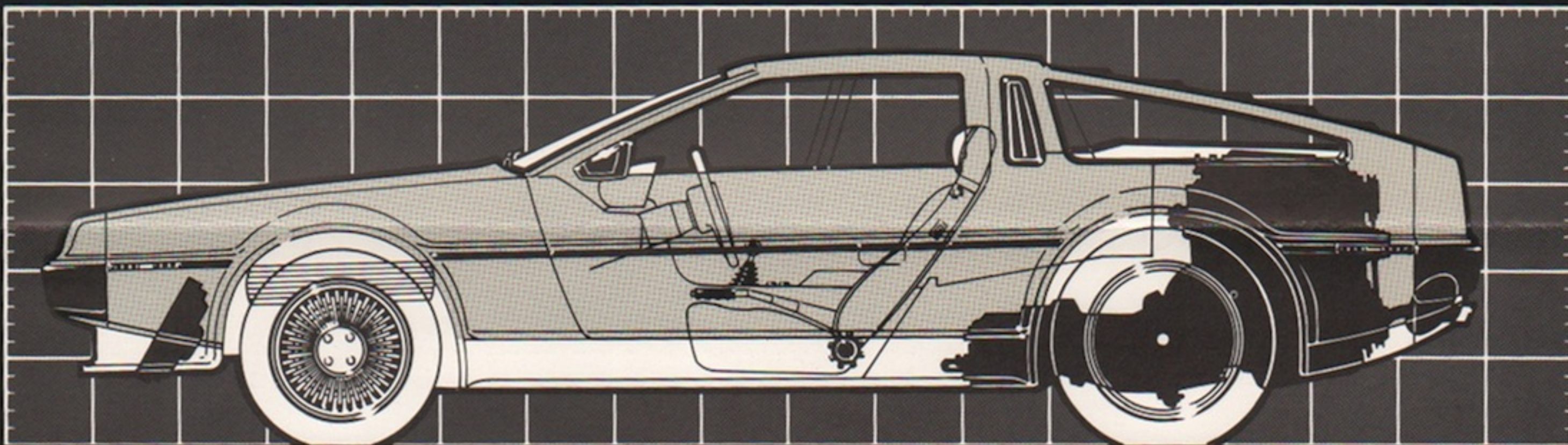
Wheelbase: 2410 mm. **Track Front/Rear:** 1661/1593 mm. **Length:** 4267 mm. **Width:** 1854 mm. **Height:** 1168 mm. **Weight:** 1065 kg. **Fuel Capacity:** 60.56 liters, 16 gal. **Luggage Capacity:** 396 liters, 14 cu. ft.

STANDARD FEATURES

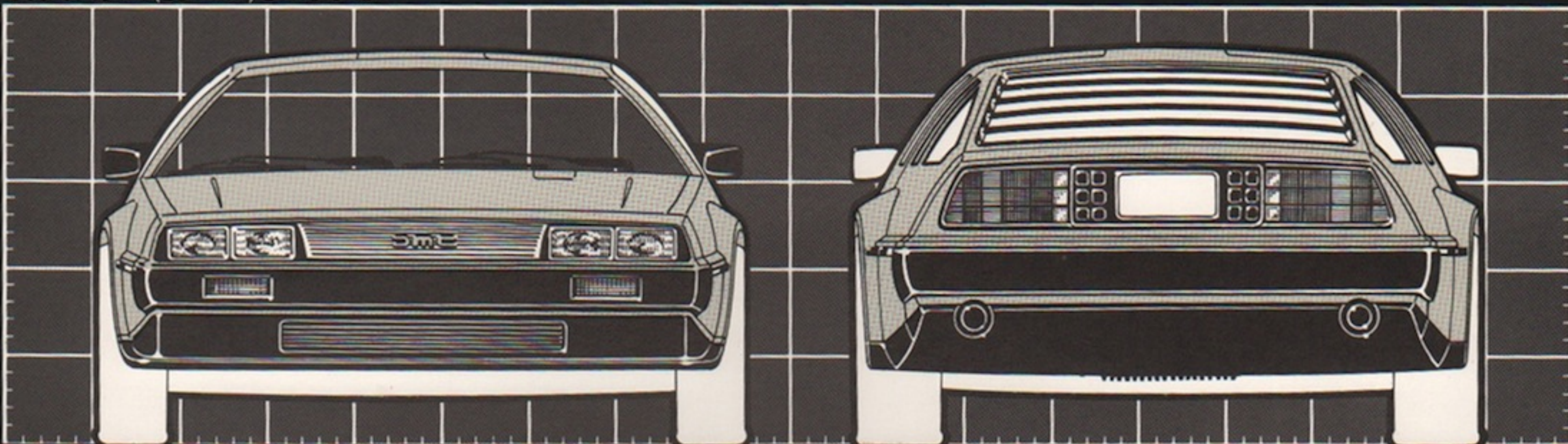
Stainless steel body panels. Counter-balanced gull-wing doors with cryogenically pre-set stainless steel torsion bars. Leather seats and trim. Air conditioning. Multi-speaker, high output stereo system. Power windows. Adjustable steering wheel. Electric door mirrors. Full instrumentation. Electrical locking system. Tinted glass.

DMC-01-0040
Litho U.S.A.

All details and specifications shown are subject to change without notice.



Scale: 10 in. (254mm) Divisions



DMC

DE LOREAN MOTOR CARS

