

# FORD RANGER



# 2

SELECT

## FORD RANGER

### THE POWER OF CHOICE

As befits such a versatile vehicle, Ford Ranger is available in a wide range of bodystyles and series, allowing you to choose the version that's right for you. Several trim levels and engines are available, as well as four cabs (including the new Chassis Cab version), plus loads of appearance and capability options. The more you have to do, the more ways Ranger can help you get it done.

BODYSTYLES



RANGER CHASSIS CAB



RANGER SINGLE CAB



RANGER SUPER CAB



RANGER DOUBLE CAB

## 2 SELECT

## XL

### Key exterior features

- 16" steel wheels
- Body colour front bumper
- Electrically-operated and heated door mirrors
- Emergency Brake Assist
- Intelligent Speed Assist/Traffic Sign Recognition
- Lane-Keeping System
- Electronic Stability Control (ESC)
- Intermittent variable windscreen wipers
- Ford Easy Fuel capless refuelling system
- Under-run bar

### Key interior features

- Auto Start-Stop
- Quickclear heated windscreen
- Manual air conditioning
- Cruise control
- DAB Radio with Bluetooth®, USB and AUX points
- Electronic shift-on-the-fly (4x4)
- Electrically-operated front windows with one-shot driver's window
- 6-way adjustable driver's seat

### Bodystyles

Chassis Cab 4x4  
Regular Cab 4x4  
Super Cab 4x4  
Double Cab 4x4

### Engines

#### Diesel

2.0L EcoBlue 130 PS (96 kW)  
2.0L EcoBlue 170 PS (125 kW)

**Note** The Bluetooth® word mark and logos are owned by the Bluetooth SIG, Inc. and any use of such marks by Ford Motor Company Limited and its associated companies is under licence. Other trademarks and trade names are those of their respective owners.



## 2 SELECT

### XLT

#### Key exterior features, additional to XL

- 16" alloy wheels
- Chrome-finish door mirror caps and door handles
- Chrome-finish grille
- Chrome rear under-run bar
- Plastic moulded side steps
- Front fog lights
- Loadbox bedliner with 12 V socket
- Power tailgate lock
- Power-operated, heated and foldable door mirrors
- Automatic headlights and rain-sensing wipers

#### Key interior features, additional to XL

- Radio/CD/DAB with 4.2" TFT screen,
- Bluetooth® and USB connectivity, SYNC with voice control, AppLink and Emergency Assistance\*
- Leather-trimmed steering wheel with remote audio controls
- Auto-dimming rear-view mirror
- Overhead console
- Illuminated vanity mirror sun visors

#### Bodystyles

Super Cab 4x4  
Double Cab 4x4

#### Engine

**Diesel**  
2.0L EcoBlue 170 PS (125 kW)



## 2 SELECT

### Limited

#### Key exterior features, additional to XLT

- 17" silver alloy wheels
- Keyless entry
- Rear-view camera
- Rear parking sensors
- Bi-xenon headlights with LED daytime running lights
- Electrically-operated and heated power-foldable door mirrors with puddle lights
- Chrome tubular sports bar
- Rear privacy glass
- EasyLift tailgate

#### Key interior features, additional to XLT

- Ford Power starter button
- SYNC 3 with 8" Touchscreen, Apple Carplay and Android Auto
- 8-way power adjustable and heated driver's seat with lumbar support (Double Cab only)
- Leather interior
- Ranger logo floor mats
- Power converter
- Cool Box in centre console


#### Bodystyles

Super Cab 4x4  
Double Cab 4x4

#### Engines

##### Diesel

2.0L EcoBlue 170 PS (125 kW)  
2.0L EcoBlue 213 PS (157 kW)



# Wildtrak

### Key exterior features, additional to Limited

- 18" alloy wheels
- Plastic moulded side steps with titanium effect inserts
- Aerodynamic sports hoop with integrated loadbox illumination
- Titanium-effect grille, door handles and rear steel step
- Aluminium-finish roof rails
- Titanium-effect, electrically-operated and heated power-foldable door mirrors with puddle lights and side indicators

### Key interior features, additional to Limited

- SYNC 3 with 8" Touchscreen and Navigation
- New partial-leather seat trim design
- Wildtrak logo floor mats
- Ambient lighting


### Bodystyles

Double Cab 4x4

### Engines

#### Diesel

2.0L EcoBlue 213 PS (157 kW)



## Raptor

### Key exterior features

- Unique 17" alloy wheels with all-terrain tyres
- Unique Raptor front grille
- Widened front and rear wheel arches with 150 mm wider track
- Aerodynamic sports hoop with integrated loadbox illumination
- Unique front and rear bumpers
- Front aluminium skid plate
- FOX Pro shock absorbers with position sensitive damping

### Key interior features

- Unique Raptor suede trim with heated and power-adjustable seats
- Unique perforated leather sports steering wheel with centre marker and Raptor logo
- Unique instrument panel cluster
- Terrain Management System with six selectable drive modes
- FordPass Connect onboard modem
- SYNC 3 with 8" Touchscreen and Navigation


### Bodystyle

Double Cab 4x4

### Engine

#### Diesel

2.0L EcoBlue 213 PS (157 kW)



## Dimensions

|   | Chassis Cab XL | Regular Cab XL | Super Cab XL | Double Cab XL | Super Cab XLT | Double Cab XLT | Super Cab Limited | Double Cab Limited | Double Cab Wildtrak | Double Cab Raptor |
|---|----------------|----------------|--------------|---------------|---------------|----------------|-------------------|--------------------|---------------------|-------------------|
| Exterior (mm)                                     |                |                |              |               |               |                |                   |                    |                     |                   |
| Overall length (with rear bumper where fitted)    | 5282           | 5282           | 5282         | 5282          | 5282          | 5282           | 5359              | 5359               | 5359                | 5363              |
| Overall width (with mirrors extended)             | 2163           | 2163           | 2163         | 2163          | 2163          | 2163           | 2163              | 2163               | 2163                | 2180              |
| Overall width (with mirrors folded)               | 1977           | 1977           | 1977         | 1977          | 1977          | 1977           | 1977              | 1977               | 1977                | 2028              |
| Overall height (unladen)                          | 1800           | 1800           | 1804         | 1815          | 1804          | 1815           | 1810              | 1821               | 1848                | 1873              |
| Track – Front and rear                            | 1560           | 1560           | 1560         | 1560          | 1560          | 1560           | 1560              | 1560               | 1560                | 1710              |
| Wheelbase   | 3220           | 3220           | 3220         | 3220          | 3220          | 3220           | 3220              | 3220               | 3220                | 3220              |
| Load box length (at floor without bedliner)       | –              | 2317           | 1847         | 1613          | 1847          | 1613           | 1847              | 1613               | 1575                | 1575              |
| Load box width (at floor without bedliner)        | –              | 1560           | 1560         | 1560          | 1560          | 1560           | 1560              | 1560               | 1560                | 1560              |
| Load box depth (without bedliner)                 | –              | 511            | 511          | 511           | 511           | 511            | 511               | 511                | 541                 | 541               |
| Loadspace between wheel arches (without bedliner) | 1139           | 1139           | 1139         | 1139          | 1139          | 1139           | 1139              | 1139               | 1139                | 1139              |
| Loading height (unladen)                          | 835            | 835            | 835          | 835           | 835           | 835            | 840               | 840                | 857                 | 906               |

**Chassis Cab**



**Super Cab**



## Dimensions

**Single Cab**



**Double Cab**



|                            | Chassis Cab XL | Regular Cab XL | Super Cab XL | Double Cab XL | Super Cab XLT | Double Cab XLT | Super Cab Limited | Double Cab Limited | Double Cab Wildtrak | Double Cab Raptor |
|----------------------------|----------------|----------------|--------------|---------------|---------------|----------------|-------------------|--------------------|---------------------|-------------------|
| Interior (mm)              |                |                |              |               |               |                |                   |                    |                     |                   |
| Front                      |                |                |              |               |               |                |                   |                    |                     |                   |
| Effective headroom         | 1024           | 1024           | 1024         | 1022          | 1024          | 1022           | 1024              | 1022               | 1022                | 1022              |
| Maximum effective leg room | 1058           | 1058           | 1058         | 1058          | 1058          | 1058           | 1058              | 1058               | 1058                | 1058              |
| Rear                       |                |                |              |               |               |                |                   |                    |                     |                   |
| Effective headroom         | –              | –              | 938          | 975           | 938           | 975            | 938               | 975                | 975                 | 975               |
| Maximum effective leg room | –              | –              | 796          | 902           | 796           | 902            | 796               | 902                | 902                 | 902               |

All dimensions are subject to manufacturing tolerances and refer to minimum specification models and do not include additional optional equipment.



## Fuel, performance and emissions

|  | 2.0L Ford EcoBlue (3.31 FDR) <sup>000</sup> | 2.0L Ford EcoBlue (3.55 FDR) <sup>000</sup> |
|--|---|---|
| Chassis Cab & Regular Cab 4x4 Diesel (Chassis Cab available in 2.0L Ford EcoBlue 170PS only) |   |   |
| Emission Standard  | EU6.2                                       | EU6.2                                       |
| Maximum Power PS (kW)  | 130 (96)                                    | 170 (125)                                   |
| Torque Nm  | 340   | 420   |
| CO <sub>2</sub> emissions NEDC – Min-Max. (g/km) <sup>0000</sup>                             | 178-188                                     | 178-188                                     |
| Transmission   | 6-Speed Man                                 | 6-Speed Man                                 |
| Fuel consumption mpg (L/100 km) NEDC – Min-Max. <sup>0000</sup>                              | 39.2 (7.2) - 40.9 (6.9)                     | 39.2 (7.2) - 40.9 (6.9)                     |
| Performance <sup>00</sup>  |   |   |
| Max. speed mph (km/h)  | 102 (165)                                   | 112 (180)                                   |
| 0-62 mph (secs)  | 11.1  | 10.9  |

|  | 2.0L Ford EcoBlue (3.55 FDR) <sup>000</sup> |
|--|---|
| Super Cab 4x4 Diesel   |   |
| Emission Standard  | EU6.2                                       |
| Maximum Power PS (kW)  | 170 (125)                                   |
| Torque Nm  | 420   |
| CO <sub>2</sub> emissions NEDC – Min-Max. (g/km) <sup>0000</sup> | 179-188                                     |
| Transmission   | 6-Speed Man                                 |
| Fuel consumption mpg (L/100 km) NEDC – Min-Max. <sup>0000</sup>  | 39.2 (7.2) - 40.9 (6.9)                     |
| Performance <sup>00</sup>  |   |
| Max. speed mph (km/h)  | 112 (180)                                   |
| 0-62 mph (secs)  | 11.1  |

|  | 2.0L Ford EcoBlue (3.55 FDR) <sup>000</sup> |
|--|---|
| Super Cab 4x4 Diesel   |   |
| Emission Standard  | EU6.2                                       |
| Maximum Power PS (kW)  | 170 (125)                                   |
| Torque Nm  | 420   |
| CO <sub>2</sub> emissions NEDC – Min-Max. (g/km) <sup>0000</sup> | 179-188                                     |
| Transmission   | 6-Speed Man                                 |
| Fuel consumption mpg (L/100 km) NEDC – Min-Max. <sup>0000</sup>  | 39.2 (7.2) - 40.9 (6.9)                     |
| Performance <sup>00</sup>  |   |
| Max. speed mph (km/h)  | 112 (180)                                   |
| 0-62 mph (secs)  | 11.1  |

## Fuel, performance and emissions

|  | 2.0L Ford EcoBlue (3.31 FDR) <sup>000</sup> | 2.0L Ford EcoBlue (3.55 FDR) <sup>000</sup> | 2.0L Ford EcoBlue Automatic (3.55 FDR) <sup>000</sup> | 2.0L Ford EcoBlue Automatic (3.55 FDR) <sup>000</sup> | 2.0L Ford EcoBlue Automatic <sup>0000</sup> (3.73 FDR) |
|--|---|---|---|---|--|
| Double Cab 4x4 Diesel  |   |   |   |   |  |
| Emission Standard  | EU6.2                                       | EU6.2                                       | EU6.2   | EU6.2   | EU6.2  |
| Maximum Power PS (kW)  | 130 (95)                                    | 170 (125)                                   | 170 (125)   | 213 (157)   | 213 (157)  |
| Torque Nm  | 340   | 420   | 420   | 500   | 500  |
| CO <sub>2</sub> emissions WLTP Overall – Min-Max. (g/km) <sup>0000</sup> | 178-188                                     | 179-188                                     | 197-201   | 201-204   | 233  |
| Transmission   | 6-Speed Man                                 | 6-Speed Man                                 | 10-Speed Auto   | 10-Speed Auto   | 10-Speed Auto  |
| Fuel consumption mpg (L/100 km) WLTP – Min-Max. <sup>0000</sup>          | 39.2 (7.2) - 40.9 (6.9)                     | 39.2 (7.2) - 40.9 (6.9)                     | 36.7 (7.7) - 37.7 (7.5)                               | 36.2 (7.8) - 36.7 (7.7)                               | 31.7 (8.9)   |
| Performance <sup>00</sup>  |   |   |   |   |  |
| Max. speed mph (km/h)  | 102 (165)                                   | 112 (180)                                   | 112 (180)   | 112 (180)   | 106 (170)  |
| 0-62 mph (secs)  | 11.1  | 11.3  | 11.4  | 9   | 10   |

<sup>000</sup>Available on Raptor only. Note for all Ford EcoBlue engines (except 213 PS manual variant and Raptor series variants): Values shown illustrate vehicles fitted with Auto Start-Stop. Auto Start-Stop system reduces CO<sub>2</sub>-emissions and fuel consumption by 6 g/km and between 0.2-0.3 L/100km respectively. <sup>000</sup>The illustrated axle ratio shown is the one available dependent upon model, GVM payload and engine/transmission combination. <sup>0000</sup>The declared fuel/energy consumptions and CO<sub>2</sub>-emissions for Stage 6c (NI) and Stage 6d-TEMP (MI) engines are measured according to the technical requirements and specifications of European Regulations (EC) 715/2007, (EC) 692/2008 and (EU) 2017/1151, as last amended. Fuel consumption and CO<sub>2</sub>-emissions may be specified for a vehicle variant and not for a single vehicle. The applied standard test procedure enables a comparison between different vehicle types and different manufacturers. In addition to the fuel efficiency of a vehicle; driving behaviour as well as other non-technical factors are very important in determining a vehicle's fuel/energy consumption and CO<sub>2</sub>-emissions. A guide on fuel economy and CO<sub>2</sub>-emissions which contain data for all new passenger carrying vehicle models is available at any point of sale free of charge or can be downloaded under <http://carfueldata.dft.gov.uk>

## Weights and loads

|  | Max. Payload Gross <sup>®</sup> | Front Axle Plated Mass | Rear Axle Plated Mass | Gross Vehicle Mass (kg) | Kerbweight (kg) <sup>♦</sup> | Axle Ratio | Max. Trailer Weight Unbraked | Max. Trailer Weight Braked | Max. GTM (kg) |
|--|---------------------------------|------------------------|-----------------------|-------------------------|------------------------------|------------|------------------------------|----------------------------|---------------|
| Chassis Cab & Regular Cab (Chassis Cab available in 2.0 Ford EcoBlue 170PS only) |                                 |                        |                       |                         |                              |            |                              |                            |               |
| 2.0 Ford EcoBlue 130 PS (96 kW) 6-speed manual <b>XL</b>                         | 1182                            | 1480                   | 1850                  | 3200                    | 2018                         | 3.31       | 750                          | 2500                       | 4800          |
| 2.0 Ford EcoBlue 170 PS (125 kW) 6-speed manual <b>XL</b>                        | 1252                            | 1480                   | 1850                  | 3270                    | 2018                         | 3.55       | 750                          | 3500                       | 6000          |
| Super Cab  |                                 |                        |                       |                         |                              |            |                              |                            |               |
| 2.0 Ford EcoBlue 170 PS (125 kW) 6-speed manual <b>XL</b>                        | 1197                            | 1480                   | 1850                  | 3270                    | 2073                         | 3.55       | 750                          | 3500                       | 6000          |
| 2.0 Ford EcoBlue 170 PS (125 kW) 6-speed manual <b>XLT</b>                       | 1179                            | 1480                   | 1850                  | 3270                    | 2091                         | 3.55       | 750                          | 3500                       | 6000          |
| 2.0 Ford EcoBlue 170 PS (125 kW) 6-speed manual <b>Limited</b>                   | 1142                            | 1480                   | 1850                  | 3270                    | 2128                         | 3.55       | 750                          | 3500                       | 6000          |
| Double Cab   |                                 |                        |                       |                         |                              |            |                              |                            |               |
| 2.0 Ford EcoBlue 170 PS (125 kW) 6-speed manual <b>XL</b>                        | 1140                            | 1480                   | 1850                  | 3270                    | 2130                         | 3.55       | 750                          | 3500                       | 6000          |
| 2.0 Ford EcoBlue 170 PS (125 kW) 6-speed manual <b>XLT</b>                       | 1121                            | 1480                   | 1850                  | 3270                    | 2149                         | 3.55       | 750                          | 3500                       | 6000          |
| 2.0 Ford EcoBlue 170 PS (125 kW) 6-speed manual <b>Limited</b>                   | 1088                            | 1480                   | 1850                  | 3270                    | 2182                         | 3.55       | 750                          | 3500                       | 6000          |
| 2.0 Ford EcoBlue 170 PS (125 kW) 10-speed automatic <b>Limited</b>               | 1068                            | 1480                   | 1850                  | 3270                    | 2202                         | 3.55       | 750                          | 3500                       | 6000          |
| 2.0 Ford EcoBlue 213 PS (157 kW) 10-speed automatic <b>Limited</b>               | 1036                            | 1480                   | 1850                  | 3270                    | 2234                         | 3.55       | 750                          | 3500                       | 6000          |
| 2.0 Ford EcoBlue 213 PS (157 kW) 10-speed automatic <b>Wildtrak</b>              | 1024*                           | 1480                   | 1850                  | 3270                    | 2246                         | 3.55       | 750                          | 3500                       | 6000          |
| 2.0 Ford EcoBlue 213 PS (157 kW) 10-speed automatic <b>Raptor</b>                | 620                             | 1550                   | 1580                  | 3130                    | 2510                         | 3.73       | 750                          | 2500                       | 5350          |

<sup>®</sup>Payload Gross = Gross vehicle mass, less kerbweight. GVM = Gross vehicle mass. The total permissible all-up weight of a rigid vehicle – i.e. with body, payload, ancillaries, fuel, oil, water, driver and crew. <sup>♦</sup>Kerbweight = The weight of the vehicle and all standard equipment including 90% fuel and liquids, but without the payload, driver or any passengers. <sup>♦</sup>All kerb masses quoted in this brochure are subject to manufacturing tolerances and are for standard models with minimum equipment. XLT, Limited and Wildtrak models will have greater kerb masses and, therefore, lower payloads due to the increased amount of standard equipment. Any additional options specified on the vehicle will reduce the payload accordingly. Note: All data in the this table is dependent on the actual specification of the vehicle and the market in which that vehicle is available. For customers intending to load the vehicle close to maximum payload, we suggest you also add a margin for error of 5% of Kerb Mass to the Kerb Mass figure before calculation, to reduce risk of overloading. Contact your local Ford Dealer for more information. **\*Note: To allow a canopy to be fit, the Sport Bar and rails are removed, effectively raising Max Gross Payload to 1045kg and allowing the canopy fitment.**

## Styling and appearance

|  | XL | XLT | Limited | Wildtrak | Raptor |
|--|----|-----|---------|----------|--------|
| Wheels   |    |     |         |          |        |
| 16"x7" Steel wheels in Silver (fitted with 255/70 R16 tyres, includes 16" Silver steel spare wheel) <sup>1)</sup>                  | ●  | –   | –       | –        | –      |
| 16"x7" Alloy wheels in Silver (fitted with 255/70 R16 tyres, includes Black steel spare wheel) <sup>1)</sup>                       | –  | ●   | –       | –        | –      |
| 17" x 7.5" Silver steel wheels (Fitted with 265/65 R17 tyres) & 17" Silver steel spare wheel                                       | –  | ○   | –       | –        | –      |
| 17"x8" Alloy wheels in Silver (fitted with 265/65 R17 tyres, includes 17" Black steel spare wheel) <sup>1)</sup>                   | –  | ○   | ●       | –        | –      |
| 17"x8" Alloy wheels in Panther Black (fitted with 265/65 R17 tyres, includes 17" Black steel spare wheel) <sup>1)</sup>            | –  | ○   | ○       | –        | –      |
| 18"x8" Alloy machined wheels in Boulder Grey (fitted with 265/60 R18 tyres, includes Boulder Grey alloy spare wheel) <sup>1)</sup> | –  | –   | –       | ●        | –      |
| 17"x8" Alloy wheels in Dyno Grey (fitted with 285/70 R17 tyres, includes Dyno Grey alloy spare wheel) <sup>1)</sup>                | –  | –   | –       | –        | ●      |
| Locking wheel nuts   | ○  | ●   | ●       | ●        | ●      |
| Spare wheel lock   | ○  | ○   | ○       | ●        | –      |
| Tyre pressure sensors  | –  | ●   | ●       | ●        | –      |

● = Standard, ○ = Option, at extra cost, □ = Part of an option pack, at extra cost.

<sup>1)</sup>The wheel you choose will be fitted with the tyre size noted, but no choice of tyre brand is available.

## Styling and appearance

|   | XL | XLT | Limited | Wildtrak | Raptor |
|---|----|-----|---------|----------|--------|
| <b>Design features</b>  |    |     |         |          |        |
| Black Sports Bar<br>Includes high mounted stop light and led load lights (within the bar).          | –  | ○   | ○       | –        | –      |
| Sports bar – Chrome, tubular, with high-mounted brake light. Deletes load rest on XLT               | –  | ○   | ●       | –        | –      |
| Sports Hoop – With load box illumination, side rails and high-mounted brake light                   | –  | –   | –       | ●        | ●      |
| Radiator grille – Self colour   | ●  | –   | –       | –        | –      |
| Radiator grille – Chrome finish   | –  | ●   | ●       | –        | –      |
| Radiator grille – Boulder Grey finish   | –  | –   | –       | ●        | –      |
| Radiator grille – Black   | –  | –   | –       | –        | ●      |
| Roof rails  | –  | –   | –       | ●        | –      |
| Door and tailgate handles – Self colour   | ●  | –   | –       | –        | –      |
| Door and tailgate handles – Chrome finish   | –  | ●   | ●       | –        | –      |
| Door and tailgate handles – Boulder Grey finish on door handles, moulded in colour tailgate handle) | –  | –   | –       | ●        | –      |
| Door and tailgate handles – Dyno Grey finish  | –  | –   | –       | –        | ●      |
| Front bumper – Body colour  | ●  | ●   | ●       | ●        | –      |
| Front bumper – Black  | –  | –   | –       | –        | ●      |
| Under-run bar – Black   | ●  | –   | –       | –        | –      |
| Under-run bar – Chrome finish   | –  | ●   | –       | –        | –      |
| Step design rear bumper – Chrome finish   | –  | □   | ●       | –        | –      |
| Step design rear bumper – Boulder Grey finish   | –  | –   | –       | ●        | –      |
| Rear bumper – Dyno Grey   | –  | –   | –       | –        | ●      |
| Raptor Decal package  | –  | –   | –       | –        | ○      |

● = Standard, ○ = Option, at extra cost, □ = Part of an option pack, at extra cost.

<sup>1)</sup>The wheel you choose will be fitted with the tyre size noted, but no choice of tyre brand is available.

## Driving experience

|  | XL | XLT | Limited | Wildtrak | Raptor |
|--|----|-----|---------|----------|--------|
| <b>Driver assistance</b>   |    |     |         |          |        |
| Cruise control with Adjustable Speed Limiter, Automatic Emergency Braking, Intelligent Speed Assist, Traffic Sign Recognition, Lane-Keeping System and Pre-Collision Assist (includes Pedestrian Protection)               | ●  | ●   | ●       | ●        | ●      |
| Adaptive Cruise Control with Forward Alert, Distance Alert, Automatic Emergency Braking, Intelligent Speed Assist, Traffic Sign Recognition, Lane-Keeping System and Pre-Collision Assist (includes Pedestrian Protection) | –  | –   | □       | □        | –      |
| Active Park Assist (Enhanced) – Including Perpendicular park assist, Park-Out Assist and Side Park Aid – Requires rear-view camera (not available on 3.2L)   | –  | –   | □       | □        | –      |
| Intelligent Speed Assist   | ●  | ●   | ●       | ●        | ●      |
| Lane-Keeping System  | ●  | ●   | ●       | ●        | ●      |
| Traffic Sign Recognition   | ●  | ●   | ●       | ●        | ●      |
| Electric power-assisted steering (EPAS)  | ●  | ●   | ●       | ●        | ●      |
| Emergency Brake Warning – Automatic flashing of indicator lights under heavy braking <sup>3)</sup>   | ●  | ●   | ●       | ●        | ●      |
| Rear Parking sensors (requires Step design rear bumper on XLT)   | –  | □   | ●       | ●        | ●      |
| Front Parking sensors  | –  | –   | ●       | ●        | –      |
| Rear-view camera (complete with Electrochromatic rear-view mirror), Rear-view camera image appears in the SYNC audio unit  | –  | –   | ●       | ●        | ●      |
| <b>Exterior lighting</b>   |    |     |         |          |        |
| Automatic headlights   | –  | ●   | ●       | ●        | ●      |
| Xenon headlights <sup>1)</sup>   | –  | –   | ●       | ●        | ●      |
| LED headlights <sup>2)</sup>   | –  | –   | ●       | ●        | ●      |
| Headlights – Daytime running lights  | ●  | ●   | ●       | ●        | ●      |
| High-mounted brake light   | ●  | ●   | ●       | ●        | ●      |
| Halogen front fog lights   | –  | ●   | ●       | –        | –      |
| LED front fog lights   | –  | –   | –       | ●        | ●      |
| Single rear fog light  | ●  | ●   | ●       | ●        | ●      |

● = Standard, ○ = Option, at extra cost, □ = Part of an option pack, at extra cost.

<sup>1)</sup>Available up to April, 2020. <sup>2)</sup>Available from April, 2020. <sup>3)</sup>Driver assistance feature.

## Driving experience

|   | XL | XLT | Limited | Wildtrak | Raptor |
|---|----|-----|---------|----------|--------|
| <b>Suspension</b>   |    |     |         |          |        |
| Performance suspension  | –  | –   | –       | –        | ●      |
| <b>Instruments and controls</b>   |    |     |         |          |        |
| Washer tank level warning light   | ●  | ●   | ●       | ●        | ●      |
| Front headlight levelling   | ●  | ●   | ●       | ●        | ●      |
| <b>Options Packs</b>  |    |     |         |          |        |
| XL Off-road Security Pack:<br>Adding Locking rear differential, Volumetric Anti-theft Alarm System and Underbody protection   | ○  | –   | –       | –        | –      |
| XL Off-road Security Pack with Power Converter:<br>Adding Locking rear differential, Volumetric Anti-theft Alarm System, Power convertor and Underbody protection (not available on Regular Cab)            | ○  | –   | –       | –        | –      |
| XLT Off-road Security Pack:<br>Adding Locking Rear Differential, Volumetric Anti-theft Alarm System and Underbody protection  | –  | ○   | –       | –        | –      |
| XLT Off-road Parking Pack with Security:<br>Adding Locking rear differential, Step design rear bumper with chrome finish, Rear parking sensors, Volumetric Anti-theft Alarm System and Underbody protection | –  | ○   | –       | –        | –      |
| XLT Premium Pack:<br>Adding Locking rear differential, Step design rear bumper with chrome finish, Rear parking sensors, Power convertor, Volumetric Anti-theft Alarm System and Underbody protection       | –  | ○   | –       | –        | –      |
| XLT Parking Sensors Pack:<br>Adding Step design rear bumper with chrome finish and Rear parking sensors   | –  | ○   | –       | –        | –      |
| Limited Off-road Pack:<br>Adding Locking rear differential and Underbody protection   | –  | –   | ○       | –        | –      |
| Limited Off-road Pack with Park Assist:<br>Adding Locking rear differential, Active park assist and Underbody protection  | –  | –   | ○       | –        | –      |
| Limited Premium Pack:<br>Adding Locking rear differential, Active park assist, Adaptive cruise control, Driver alert system, Auto High Beam, Heads up warning and Underbody protection                      | –  | –   | ○       | –        | –      |
| Active park assist  | –  | –   | ○       | ○        | –      |
| Driver Assistance Pack: Adding Adaptive cruise control, Driver alert system, Auto High Beam, Heads up warning   | –  | –   | ○       | ○        | –      |
| Wildtrak Driver Assistance Pack with Park Assist:<br>Adding Active park assist and Adaptive cruise control, Driver alert system, Auto High Beam, Heads up warning   | –  | –   | –       | ○        | –      |
| Locking Rear Axle (Standard on XL Chassis Cab, optional on XL Regular Cab, XL Super Cab and XL Double Cab)  | ○  | –   | –       | –        | –      |

● = Standard, ○ = Option, at extra cost, □ = Part of an option pack, at extra cost.

<sup>1)</sup>Available up to April, 2020. <sup>2)</sup>Available from April, 2020. <sup>3)</sup>Driver assistance feature.

## Performance and efficiency

|                              | XL | XLT | Limited | Wildtrak | Raptor |
|------------------------------|----|-----|---------|----------|--------|
| <b>Transmission</b>          |    |     |         |          |        |
| Automatic                    | –  | –   | ○       | ○        | ○      |
| Manual                       | ○  | ○   | ○       | –        | –      |
| Diesel fuel tank – 80 litres | ●  | ●   | ●       | ●        | ●      |
| AdBlue® tank – 20 litres     | ●  | ●   | ●       | ●        | ●      |

● = Available, – = Not Available.

## Comfort and convenience

|   | XL | XLT | Limited | Wildtrak | Raptor |
|---|----|-----|---------|----------|--------|
| <b>Interior convenience</b>   |    |     |         |          |        |
| Centre console – Long, double lid with 2 cup holders and coin storage   | ●  | ●   | ●       | ●        | ●      |
| Centre console – Front cool box (included in SYNC 3 ICE packs)  | –  | □   | ●       | ●        | ●      |
| Centre console – Plastic lid cover  | ●  | ●   | –       | –        | –      |
| Centre console – Premium lid cover  | –  | –   | ●       | ●        | ●      |
| Rear seat centre armrest (only for Double Cab)  | ●  | ●   | ●       | ●        | ●      |
| Driver and passenger sun visor – Vanity mirror on passenger side, ticket holder on driver side                  | ●  | –   | –       | –        | –      |
| Driver and passenger sun visor – Illuminated mirror and sliding rod on both sides, ticket holder on driver side | –  | ●   | ●       | ●        | ●      |
| Roof-mounted grab handles – Rear, two   | ●  | ●   | ●       | ●        | ●      |
| Storage pockets – Front door  | ●  | ●   | ●       | ●        | ●      |
| Storage pockets – Driver's seat   | –  | ●   | ●       | ●        | ●      |
| Manual interior rear-view mirror  | ●  | –   | –       | –        | –      |
| Electrochromatic rear-view mirror   | –  | ●   | ●       | ●        | ●      |
| Privacy glass   | –  | –   | ●       | ●        | ●      |
| Manual air conditioning   | ●  | ●   | –       | –        | –      |
| Dual-zone Electronic Automatic Temperature Control (DEATC) (included in SYNC 3 ICE packs)                       | –  | □   | ●       | ●        | ●      |
| Tachograph Prep Pack  | ○  | ○   | ○       | ○        | ○      |

● = Standard, ○ = Option, at extra cost, □ = Part of an option pack, at extra cost.

## Comfort and convenience

|   | XL | XLT | Limited | Wildtrak | Raptor |
|---|----|-----|---------|----------|--------|
| <b>Audio and communication systems</b>  |    |     |         |          |        |
| Ford DAB radio with USB and Bluetooth® connection. 3.5" Mono TFT screen and 4 speakers  | ●  | –   | –       | –        | –      |
| Ford SYNC 1.1 DAB radio with single CD Radio, USB and Bluetooth® connection. With microphone, 4.2" TFT touch screen and 6 speakers  | –  | ●   | –       | –        | –      |
| Ford SYNC 3 single CD DAB radio. USB, AUX connection and SD slot for external music devices. 8" TFT touchscreen and 6 speakers. With microphone and rear power point plug   | –  | ○   | ●       | –        | –      |
| Ford SYNC 3 single CD DAB radio, TMC and Active Noise Control. USB, AUX connection and SD slot for external music devices. 8" TFT touchscreen and 6 speakers. With Navigation, microphone and rear power point plug   | –  | ○   | ○       | ●        | ●      |
| FordPass Connect (Wi-Fi modem) – Standard with SYNC 3 systems   | ●  | ●   | ●       | ●        | ●      |
| MyKey (included with Ford SYNC 3 with Voice Control and touchscreen)  | –  | ○   | ●       | ●        | ●      |
| <b>Interior lighting</b>  |    |     |         |          |        |
| Interior ambient LED lighting   | –  | –   | –       | ●        | –      |
| <b>Seating</b>  |    |     |         |          |        |
| Front Seat Pack: Manual driver and passenger fabric seats with 4-way driver adjuster (fore/aft, recline, height and tilt), seat belt reminder and side roof-mounted grab handles  | ●  | –   | –       | –        | –      |
| Front Seat Pack: Manual driver and passenger fabric seats with driver seatback-mounted map pocket, 4-way driver adjuster (fore/aft, recline, height and tilt), seat belt reminder and side roof-mounted grab handles  | –  | ●   | –       | –        | –      |
| Front Seat Pack: Manual, heated driver and passenger seats with driver seatback-mounted map pocket, 4-way driver adjuster (fore/aft, recline, height and tilt), seat belt reminder and side roof-mounted grab handles. Limited – Full leather (only for Super Cab on Limited)   | –  | –   | ●       | –        | –      |
| Front Seat Pack: Power, heated driver and passenger seats with driver seatback-mounted map pocket, 8-way driver adjuster (fore/aft, recline, height, tilt and lumbar), seat belt reminder and side roof-mounted grab handles. Limited – Full leather, Wildtrak – Partial leather (with Wildtrak logo) (only for Double Cab) | –  | –   | ●       | ●        | –      |
| Front Seat Pack: Power, heated driver and passenger premium leather seats (with Raptor logo) with driver seatback-mounted map pocket, 8-way driver and passenger adjuster (fore/aft, recline, height, tilt and lumbar), seat belt reminder and side roof-mounted grab handles   | –  | –   | –       | –        | ●      |
| Rear Seat Pack: Fold-back second row bench seat with 2 outer inertia rear seat belts. Deletes cab back panel (only for Super Cab)   | ●  | □   | –       | –        | –      |
| Rear Seat Pack: Fold-back second row bench seat with 2 outer inertia rear seat belts and with cab back panel (only for Super Cab)   | –  | ●   | ●       | –        | –      |
| Rear Seat Pack: Second row bench seat with rear seat center armrest, three 3-point rear seat belts and ISOFIX hardpoint attachments (only for Double Cab)   | ●  | ●   | ●       | ●        | ●      |
| Front seats – Driver's manual height and tilt adjustment, with lumbar support adjustment and height-adjustable head restraints (only Super Cab on Limited)  | ●  | ●   | ●/–     | –        | –      |
| Front seats – Driver's power height, fore/aft, seatback angle and tilt adjustment (including lumbar support adjustment) (not available for Limited Super Cab)   | –  | –   | ●/–     | ●        | ●      |
| Front seats – Heated driver and passenger's   | –  | –   | ●       | ●        | ●      |
| Rear seats – Jump (less rear-centre head restraint) (only for Super Cab)  | ●  | ●   | ●       | –        | –      |
| Rear seats – Three across seating with height-adjustable head restraints and centre armrest (only for Double Cab)   | ●  | ●   | ●       | ●        | ●      |
| Seats – Fabric trim   | ●  | ●   | –       | –        | –      |
| Seats – Leather trim  | –  | –   | ●       | ●        | –      |
| Seats – Premium leather trim  | –  | –   | –       | –        | ●      |

## Comfort and convenience

|   | XL | XLT | Limited | Wildtrak | Raptor |
|---|----|-----|---------|----------|--------|
| <b>Instruments and controls</b>   |    |     |         |          |        |
| Dual power-heated mirrors – Self colour   | ●  | –   | –       | –        | –      |
| Dual power-heated fold-back mirrors – Chrome finish   | –  | ●   | –       | –        | –      |
| Dual power-heated fold-back mirrors with puddle lights and indicator – Chrome finish                    | –  | –   | ●       | –        | –      |
| Dual power-heated fold-back mirrors with puddle lights and indicator – Boulder Grey finish              | –  | –   | –       | ●        | –      |
| Dual power-heated fold-back mirrors with puddle lights and indicator – Black finish                     | –  | –   | –       | –        | ●      |
| Handbrake with black button   | ●  | –   | –       | –        | –      |
| Handbrake with chrome button  | –  | ●   | ●       | ●        | –      |
| Leather handbrake with chrome button  | –  | –   | –       | –        | ●      |
| Sunglasses holder   | –  | ●   | ●       | ●        | ●      |
| Moulded gearshift knob  | ●  | –   | –       | –        | –      |
| Leather gearshift knob (with stitching on Wildtrak only)  | –  | ●   | ●       | ●        | ●      |
| Steering column – Rake-adjustable   | ●  | ●   | ●       | ●        | ●      |
| 4-Spoke steering wheel  | ●  | –   | –       | –        | –      |
| Leather steering wheel  | –  | ●   | ●       | –        | –      |
| Stitched sport leather steering wheel   | –  | –   | –       | ●        | –      |
| Unique leather steering wheel   | –  | –   | –       | –        | ●      |
| Intermittent variable windscreen wipers   | ●  | –   | –       | –        | –      |
| Rain sensing wipers with acoustic laminated windscreen  | –  | ●   | ●       | ●        | ●      |
| Windows – Electrically-operated, with one-touch lowering/closing and anti-trap feature on driver's door | ●  | ●   | ●       | ●        | ●      |
| <b>Technology</b>   |    |     |         |          |        |
| Ford Easy Fuel capless refuelling system with misfuel inhibitor   | ●  | ●   | ●       | ●        | ●      |
| Front and rear window defroster   | ●  | ●   | ●       | ●        | ●      |

● = Standard, ○ = Option, at extra cost, □ = Part of an option pack, at extra cost.

The Bluetooth® word mark and logos are owned by the Bluetooth SIG, Inc. and any use of such marks by Ford Motor Company Limited and its associates is under licence. Other trademarks and trade names are those of their respective owners.

## Safety and security

|   | XL | XLT | Limited | Wildtrak | Raptor |
|---|----|-----|---------|----------|--------|
| <b>Safety</b>   |    |     |         |          |        |
| Seat belt reminder – Driver and front passenger's <sup>1</sup>  | ●  | ●   | ●       | ●        | ●      |
| Driver and passenger airbag restraint <sup>♦</sup>  | ●  | ●   | ●       | ●        | ●      |
| Seat-mounted thorax side airbag <sup>1</sup>  | ●  | ●   | ●       | ●        | ●      |
| Airbags – Side and curtain <sup>1</sup>   | ●  | ●   | ●       | ●        | ●      |
| Inflatable driver knee bolster <sup>1</sup>   | ●  | ●   | ●       | ●        | ●      |
| Low-speed crash foam in bumper  | ●  | ●   | ●       | ●        | ●      |
| Seat belts – Rear, three 3-point (ELR) diagonal inertia reel with grabbers (only for Double Cab)  | ●  | ●   | ●       | ●        | ●      |
| ISOFIX – Rear seats (only for Double Cab)   | ●  | ●   | ●       | ●        | ●      |
| <b>Security</b>   |    |     |         |          |        |
| Locks – Remote control double locking with 1 flip key and 1 key fob   | ●  | ●   | –       | –        | –      |
| Locks – Remote control double locking with 2 key fobs   | –  | –   | ●       | ●        | ●      |
| Childproof rear door locks (only for Double Cab)  | ●  | ●   | ●       | ●        | ●      |
| Ford KeyFree System (Keyless entry) with Ford Power starter button  | –  | –   | ●       | ●        | ●      |
| Thatcham Security System  | ●  | ●   | ●       | ●        | ●      |
| Volumetric anti-theft alarm system  | ●  | ●   | ●       | ●        | –      |
| Anti-theft alarm system – Remote control (complete with separate battery pack to avoid being disabled if main battery cable is cut)   | –  | –   | –       | –        | ●      |
| E-marked glass  | ●  | ●   | ●       | ●        | ●      |
| <b>Brakes</b>   |    |     |         |          |        |
| Electronic Stability Control (ESC) with emergency brake light <sup>1</sup> , Emergency Brake Assist (EBA) <sup>1</sup> , Load Adaptive Control (LAC) <sup>1</sup> , Hill Descent Control, Hill Start Assist <sup>2</sup> , Trailer Sway Control <sup>1*</sup> and Roll Over Mitigation (ROM) <sup>1</sup> | ●  | ●   | ●       | ●        | –      |
| Electronic Stability Control (ESC) with Terrain Management System   | –  | –   | –       | –        | ●      |
| Open style rear differential  | ●  | ●   | ●       | –        | –      |
| Locking rear differential   | □  | □   | □       | ●        | ●      |

● = Standard, ○ = Option, at extra cost, □ = Part of an option pack, at extra cost.

<sup>1</sup>Safety feature, <sup>2</sup>Driver assistance feature, \*Standard, but activated with optional Ford trailer tow attachment

**♦Note: A rear-facing child seat should never be placed in the front passenger seat when the Ford vehicle is equipped with an operational front passenger's airbag.**

## Utility

|  | XL | XLT | Limited | Wildtrak | Raptor |
|--|----|-----|---------|----------|--------|
| <b>Carpet and trim</b>   |    |     |         |          |        |
| Door handles – Black   | ●  | –   | –       | –        | –      |
| Door handles – Chrome finish   | –  | ●   | ●       | ●        | ●      |
| Non-woven carpet   | ●  | ●   | ●       | ●        | ●      |
| Front throw-in carpet floor mats   | ●  | ●   | –       | –        | –      |
| Front and rear throw-in floor mats (no rear floor mats for Super Cab)  | –  | –   | ●       | –        | –      |
| Premium front and rear floor mats (with Wildtrak logo for Wildtrak series only) (no rear floor mats for Super Cab) | –  | –   | –       | ●        | ●      |
| Premium cab back panel   | ●  | ●   | ●       | ●        | ●      |
| <b>Electrical</b>  |    |     |         |          |        |
| Accessory power socket (12 V) – Rear, one (not available for Regular Cab)  | ●  | ●   | ●       | ●        | ●      |
| Power converter (not available for Regular Cab)  | □  | □   | ●       | ●        | ●      |
| <b>Exterior function</b>   |    |     |         |          |        |
| Front mud flaps  | –  | –   | ●       | ●        | ●      |
| Rear mud flaps   | ●  | ●   | ●       | ●        | ●      |
| Side step with no inserts (not available for Regular Cab)  | ○  | –   | –       | –        | –      |
| Side step with bright-finish inserts   | –  | ●   | ●       | –        | –      |
| Side step with brushed inserts   | –  | –   | –       | ●        | –      |
| Side step incorporating Raptor logo (black)  | –  | –   | –       | –        | ●      |

● = Standard, ○ = Option, at extra cost, □ = Part of an option pack, at extra cost. \*Tie-down loops comply with DIN 75410. †Not compatible with Mountain Top Lockable Cover.

## Utility

|  | XL | XLT | Limited | Wildtrak | Raptor |
|--|----|-----|---------|----------|--------|
| <b>Loadspace compartment</b>   |    |     |         |          |        |
| Load rest (located in load box) – Deletes Chrome Sports Bar from Limited                                   | ●  | ●   | ○       | -        | -      |
| Pick-up box – DIN compliant outer tie-down hooks*  | ●  | ●   | -       | -        | -      |
| Pick-up box – DIN compliant inner tie-down hooks*  | ●  | ●   | ●       | ●        | ●      |
| Load box tie-down system – Inside tie-down hooks/rails that run along the length of the load box           | -  | -   | □       | □        | ●      |
| Cargo area management system   | -  | -   | ○       | ○        | -      |
| Cargo area management system and load rest (deletes Sports bar – Double Cab only)                          | -  | -   | ○       | -        | -      |
| Spray-in load box bedliner <sup>1</sup> (deletes Power point/hooks from XLT)                               | -  | ○   | ○       | ○        | -      |
| Load box bedliner with inside tie-down hooks and load box power point plug (not available for Regular Cab) | ○  | ●   | ○       | ○        | ●      |
| Load Box Bedliner and Cargo area management system   | -  | -   | ○       | ○        | -      |
| Mountain Top <sup>®</sup> rolling and lockable tonneau cover and chrome sports bar                         | -  | ○   | -       | -        | -      |
| Mountain Top <sup>®</sup> rolling and lockable tonneau cover and cargo area management system              | -  | -   | ○       | ○        | -      |
| Mountain Top <sup>®</sup> rolling and lockable tonneau cover with load bars                                | -  | -   | -       | -        | ●      |
| Rigid tonneau cover and chrome sports bar (only for Double Cab)  | -  | ○   | -       | -        | -      |
| Rigid tonneau cover and cargo area management system (only for Double Cab)                                 | -  | -   | ○       | -        | -      |
| 3-piece tonneau cover (only for Double Cab) – deletes Sport bar/ladder rest                                | ○  | ○   | ○       | -        | -      |
| Soft tonneau cover (not available for Regular Cab)   | ○  | ○   | -       | -        | -      |
| Soft tonneau cover and chrome sports bar   | -  | ○   | -       | -        | -      |
| Soft tonneau cover and cargo area management system  | -  | -   | ○       | -        | -      |
| Trailer Tow Pack. Contains Trailer tow hitch with 13 Pin Socket  | ○  | ○   | ○       | ○        | ●      |
| Manual locking tailgate  | ●  | -   | -       | -        | -      |
| Remote locking tailgate  | -  | ●   | ●       | ●        | ●      |
| Tailgate   | ●  | ●   | -       | -        | -      |
| Tailgate (with easy-lift/lower mechanism)  | -  | -   | ●       | ●        | ●      |
| Load Bed Divider Kit<br>Includes cargo area management system.   | -  | -   | ○       | ○        | -      |

● = Standard, ○ = Option, at extra cost, □ = Part of an option pack, at extra cost. \*Tie-down loops comply with DIN 75410. <sup>1</sup>Not compatible with Mountain Top Lockable Cover.

## Model Availability

|   | Chassis Cab (XL Only) | XL Regular Cab | Super Cab | Double Cab | XLT Super Cab | Double Cab | Limited Super Cab | Double Cab | Wildtrak Double Cab | Raptor Double Cab |
|---|-----------------------|----------------|-----------|------------|---------------|------------|-------------------|------------|---------------------|-------------------|
| <b>Ranger</b>                                     |                       |                |           |            |               |            |                   |            |                     |                   |
| 2.0L EcoBlue 130 PS (96 kW) – 6-speed manual      | -                     | ●              | -         | -          | -             | -          | -                 | -          | -                   | -                 |
| 2.0L EcoBlue 170 PS (125 kW) – 6-speed manual     | ●                     | ●              | ●         | ●          | ●             | ●          | ●                 | ●          | -                   | -                 |
| 2.0L EcoBlue 170 PS (125 kW) – 10-speed automatic | -                     | -              | -         | -          | -             | -          | -                 | ●          | -                   | -                 |
| 2.0L EcoBlue 213 PS (157 kW) – 10-speed automatic | -                     | -              | -         | -          | -             | -          | -                 | ●          | ●                   | ●                 |

● = Available, - = Not available. All models are 4x4.

## Manoeuvrability

|  | Chassis Cab XL | Regular Cab XL | Super Cab XL | Double Cab XL | Super Cab XLT | Double Cab XLT | Super Cab Limited | Double Cab Limited | Double Cab Wildtrak | Double Cab Raptor |
|--|----------------|----------------|--------------|---------------|---------------|----------------|-------------------|--------------------|---------------------|-------------------|
| Ground clearance (unladen, mm)               | 232            | 232            | 232          | 232           | 232           | 232            | 237               | 237                | 237                 | 283               |
| Angle of approach (unladen)                  | 28°            | 28°            | 28°          | 28°           | 28°           | 28°            | 29°               | 29°                | 29°                 | 32.5°             |
| Angle of departure (unladen) without tow bar | 27°            | 27°            | 27°          | 27°           | 27°           | 27°            | 27°               | 27°                | 27°                 | 27°               |
| Ramp Breakover Angle                         | 24°            | 24°            | 24°          | 24°           | 24°           | 24°            | 25°               | 25°                | 25°                 | 24°               |
| Tilt angle (unladen)                         | 35°            | 35°            | 35°          | 35°           | 35°           | 35°            | 35°               | 35°                | 35°                 | 35°               |
| Wading depth – mm                            | 800            | 800            | 800          | 800           | 800           | 800            | 800               | 800                | 800                 | 850               |
| Turning circle – Kerb to kerb, m             | 12.7           | 12.7           | 12.7         | 12.7          | 12.7          | 12.7           | 12.7              | 12.7               | 12.7                | 12.9              |

## Warranty

|   | XL | XLT | Limited | Wildtrak | Raptor |
|---|----|-----|---------|----------|--------|
| 3-year/60,000 miles* Ford Protect Classic Plan Warranty           | ●  | ●   | ●       | ●        | ●      |
| 1-year/unlimited mileage* Ford Assistance Roadside Cover (Europe) | ●  | ●   | ●       | ●        | ●      |
| 1-year/unlimited mileage* Paint Warranty                          | ●  | ●   | ●       | ●        | ●      |
| 12-year/unlimited mileage* Perforation Warranty                   | ●  | ●   | ●       | ●        | ●      |

● = Standard, ○ = Optional, at extra cost.

\*From the date of first registration. Subject to terms and conditions.



[WWW.FORD.CO.UK](http://WWW.FORD.CO.UK)

