

THE "INSIDE" STORY OF THE

Wash "600"



WHY

Nash

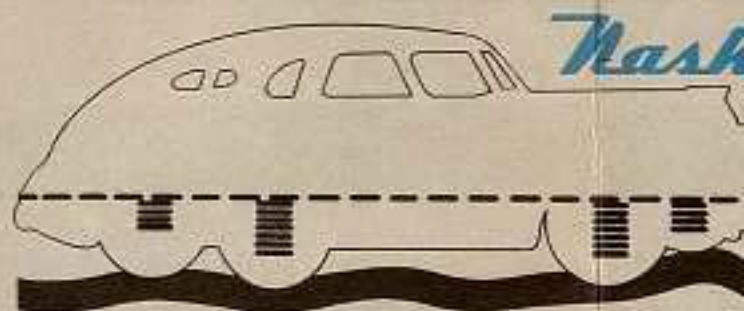
IS THE PATTERN OF CARE



Nash


ECONOMY

The Nash "600" delivers 25 to 30 miles on a gallon of gas, at moderate highway speeds. That's a 500 to 600-mile week-end trip on a tankful of gas.



Nash **"WEATHER EYE"
CONDITIONED AIR**

The Nash "600" offers the finest conditioned air system ever developed for an automobile, giving a steady change of draftless, filtered, thermostat-controlled fresh air with all windows closed!



Nash **BODY AND FRAME**

The Nash "600" has a quarter of a ton less dead weight. Instead of having a separate body and frame, bolted together, there is a single integral unit of welded steel, saving a quarter of a ton of useless weight, adding strength and safety, reducing possibility of squeaks and rattles.

YOU'LL BE AHEAD WITH

F CARS TO COME IN THE LOW PRICE FIELD

Nash

RIDE

The Nash "600's" individual coil spring suspension on all 4 wheels provides a level ride over the most rumbled road, on silent springs that need no lubrication.

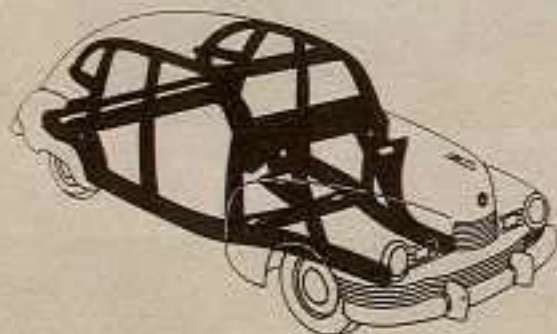


Nash

SIZE

The Nash "600" is a big car, with ample elbow-room, leg-room and head-room for six big people to ride in comfort.

on less
ite body
a single
quarter
ngth and
aks and



Nash

CONVERTIBLE BED

With the Nash "600" you can even specify that it come equipped with a built-in convertible double bed that turns car into camp for hunting, fishing or roughing it in style!



TH

Nash



1946

Nash

"600"

S P E C I F I C A T I O N S

Horsepower, Maximum—82

Horsepower, Taxable—23.4

Max. Speed and H. P. at 3,800 rpm.

Number of Cylinders—6

Bore, inches—3½

Stroke, inches—3¾

Piston Displacement, cu. in.—172.6

Comp. Ratio—7.0 to 1

Over-all Length, inches—196½

Wheelbase, inches—112

Weight (shipping, 4-Door Sedan) lbs.—2,675

Tire Size (De luxe)—6.00x16

Rear Axle Gears—Hypoid

Rear Axle Gear Ratio—4.1 to 1

Front Springs, Type—Coil

Rear Springs, Type—Coil

Ride Stabilizer, Rear

S T A N D A R D E Q U I P M E N T • S U P E R M O D E L S

Spare wheel

No-draft ventilation

Hi-test safety glass

De luxe bumpers

Dual bumper guards, front and rear

Dual horns

Dual sun visors

Dual windshield wipers

Front door arm rests

Dome light

Cigar lighter, front

Instrument panel ash tray

Ash tray—rear compartment—center

Rear fender gravel pads

Locks on both front doors

Glove compartment lock

De luxe steering wheel

Rear quarter ventilating windows

Plastic and lacquered radio grille

Rotary door locks

Sealed beam headlights

Stainless steel running-board moldings

Carpet insert in front floor mat

Voltage control generator

Clock

Assist and Roze cords

Automatic choke

E X T R A C H A R G E E Q U I P M E N T W H E N A V A I L A B L E

Foam rubber cushions

"Weather Eye" Conditioned air system

Radio and antenna

Vacuum booster pump

Oil filter

Spare Tire

Directional signals

Oil bath air cleaner

SEE YOUR NASH DEALER FOR THE FULL "INSIDE" STORY