

*Jeep of Canada
proudly presents*

'76 Jeep

*CJ-5 ★ Cherokee ★
Wagoneer ★ Pickup ★ and
introducing the new
more versatile CJ-7 ★ ★ ★*



Complete trailer towing guide

in this catalog

Introducing the new easy way to drive tough '76 Jeep CJ-7

Now available
with automatic
transmission and
Quadra-Trac
...automatic
4-wheel drive.



CJ-7 Renegade. Automatic transmission and Quadra-Trac makes driving a breeze.

The new Jeep CJ-7 is one of the most exciting vehicles to hit the 4-wheel drive market in years.

AUTOMATIC TRANSMISSION AND QUADRA-TRAC OPTION AVAILABLE FOR THE FIRST TIME EVER IN A C-J

Now anybody can enjoy the thrill of driving a Jeep CJ... even if they don't want to bother with a stick shift.

And Jeep's exclusive Quadra-Trac (automatic 4-wheel drive) helps make CJ-7 the tough son of a CJ-5 it is! CJ-7 and Quadra-Trac give you exceptional control in most kinds of situations.

SUSPENSION SYSTEM

CJ-7's suspension system means:

- Impressive handling • Smooth ride • Outstanding stability across the rough roads!

COMFORT !!! EXTRA ROOM !!!

CJ-7 gives you:

- More front and rear leg room • More cargo space
- Large 33.8" door openings for easy access
- 93.5" wheelbase.

PLUS ...

- The standard tailgate has double wall panel and dual latch construction for durability and it's flush mounted.
- An optional rear mounted swing-away spare tire carrier is also available (Standard on CJ-7 Renegade).
- Lever for optional low-range Quadra-Trac is conveniently mounted on the floor next to the driver.

AND TO "TOP IT OFF"

- You can add an optional one-piece injection-molded top. This tough new structural polycarbonate removable hardtop features steel side doors with inside vinyl trim pads, roll-down windows, and a steel liftgate. As beautiful as it is durable... available in black or white. And only Jeep CJ-7 offers it!

CJ-7 Renegade New hard top and roll-up windows.





CJ-7

CJ-7



CJ-THE LEGENDARY
4-WHEEL DRIVE
MACHINE

'76 Jeep CJ-5

CJ-5 Renegade

'76 Jeep Renegade

BRAWN WITH FLAIR

HERE'S WHAT YOU GET:

- Roll Bar • Forged aluminum styled wheels (5)
- H78 x 15 WSW Polyglas Suburbanite tires
- Padded instrument panel, simulated Levi's® seat material • Heavy duty cooling system
- Rear mounted spare tire • Wheel-lip extensions
- Passenger safety rail • Spare wheel lock • Ashtray
- and cigar lighter • Rear bench seat

New for '76

- Courtesy lights under the dash • 8" Day/Night mirror • Sports Steering wheel • Instrument Panel overlay • Bright rocker panel protection molding between front and rear wheel wells

Renegade package is available with CJ-5 or CJ-7
(CJ-7 Renegade package includes rear swing-away spare tire carrier.)





CJ-5



CJ-5
CJ-5



CJ-5 & STANDARD FEATURES CJ-7

For '76, the chassis of all CJ's have been upgraded for even greater durability and riding comfort.

- A new frame with splayed side rails (wider in back than in front) allows wider spaced rear springs for stability in tough driving situations.
- Stronger crossmembers and an integral skid plate for engine/transmission makes for a rugged frame and more under-vehicle protection.
- Longer, wider multi-leaf springs and new shocks contribute to smoother ride.
- New body hold-down mounts help minimize vibration and noise.
- Fuel tank skid plate.



✓ ELECTRONIC IGNITION SYSTEM

No points or condenser to replace—virtually maintenance free—plus fast starts in all kinds of weather.



✓ OPEN-END FRONT AXLE

Designed for tight turns and easy service.



✓ OIL GAUGE AND VOLTMETER

Lets you keep track of your engine's vital signs. Easy to read at a glance.



STANDARD CJ-5 INTERIOR

Two comfortable chair-like bucket seats in durable Wellington vinyl (black or buff) helps take the bumps out of back roads. Matching water-resistant back seat is an option. Choose your color on page 29 (2 seat belts included with front seats—2 more with back bench).



RENEGADE INTERIOR WITH SIMULATED LEVI'S®

Sporty and tough, weather-resistant Levi's® vinyl bucket seats come in blue or tan. Matching rear seats, instrument panel pad and padded sun visors are all part of the Renegade Package. Add the optional Levi's® soft top and dealer installed carpeting—and you've got a tough combination. (4 seat belts included.) Levi's® bucket seats and rear bench seat optional on CJ-5 and C-7. Choose your color on page 29.

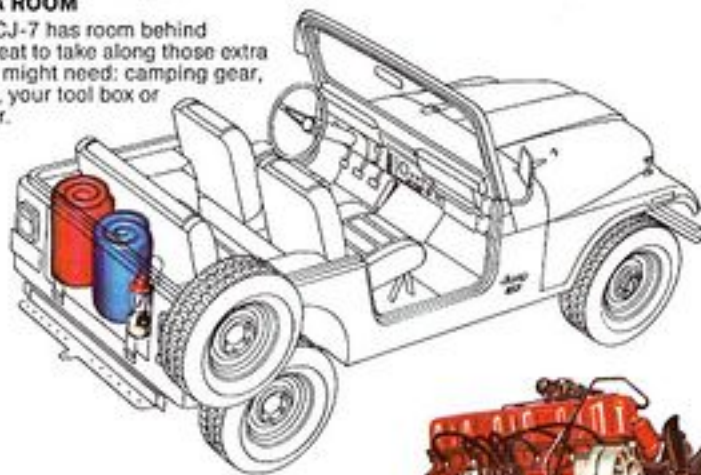
FULL FOAM PADDED BUCKET SEATS

Up to a full 5.4" of foam padding in the seat cushion helps take the bumps out of the roughest roads. New for '76, the passenger seat is hinged to tilt forward for easy access to rear of vehicle.



EXTRA ROOM

The new CJ-7 has room behind the rear seat to take along those extra items you might need: camping gear, groceries, your tool box or other gear.



3-SPEED FLOOR MOUNTED TRANSMISSION

This fully synchronized unit will get you up and over tough trails.



4-WHEEL DRIVE STANDARD

All Jeep CJ vehicles are built to face the kind of rough terrain that demands 4-wheel drive. Therefore, 4-wheel drive is standard on all CJ-5's and CJ-7's.

NEW FOR '76

- ✓ New larger and easier to see combination tail and back up lamps.
- ✓ New windshield with screw type hold-downs and inside mounted windshield wiper motor.
- ✓ New instrument panel with more conveniently located gauges and controls.
- ✓ New energy absorbing steering column with anti-theft ignition and steering lock for improved safety and protection.
- ✓ New, more attractive steering wheel.

OTHER STANDARD FEATURES:

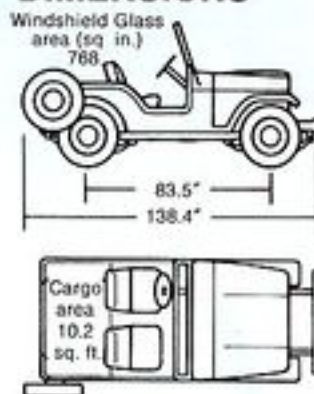
- ✓ SIDE MOUNTED SPARE TIRE
- ✓ 12.9 GALLON FUEL TANK.
- ✓ RUGGED MULTI-LEAF FRONT AND REAR SPRINGS
- ✓ SELF-ADJUSTING BRAKES
- ✓ ELECTRIC 2-SPEED WINDSHIELD WIPERS AND WASHERS.
- ✓ 54 PLATE, 50 AMP BATTERY
- ✓ 12 VOLT, 37 AMP ALTERNATOR
- ✓ RECIRCULATING BALL STEERING GEAR, 24:1 RATIO
- ✓ SEAT BELTS
- ✓ REAR TAILGATE
- ✓ DUAL PADDED SUN VISORS
- ✓ ELECTRICAL WIRING HARNESS FOR EASIER SERVICE



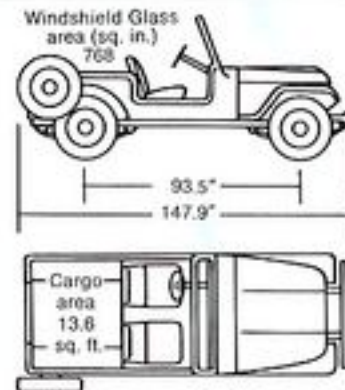
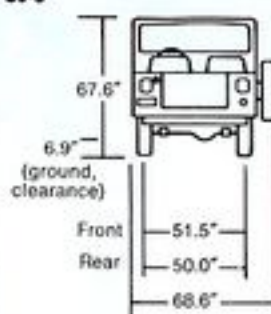
232-1bbl 6 CYLINDER ENGINE

Designed for reliable power and fuel economy.

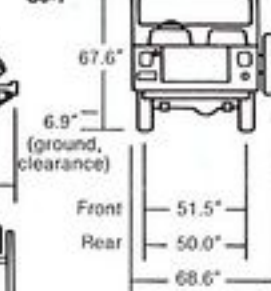
DIMENSIONS



CJ-5



CJ-7



	CJ-5	CJ-7
Turning Diameter (minimum)	33.5"	35.9"
Overhang:		
Front	23.5"	23.5"
Rear	31.4"	30.9"
Leg Room	37.9"	39.1"
Hip Room	55.4"	53.8"
Head Room (soft top)		
Front	39.8"	40.6"
Head Room (hard top)		
Front	40.8"	39.9"

1976 JEEP CJ-5 & CJ-7 SPECIFICATIONS

MODEL	CJ-5	CJ-7	MODEL	CJ-5	CJ-7
Axle, Front	Type 2200 GAW Rating lbs. 2700	Full Floating Open End 2200 2700	Tank, Fuel Transfer Case	(Gals.) Std. Opt.	12.9 Dana 20 None
Axle, Rear	3.54 (Std.), 4.09 (Opt.) Manual Drum (11" x 2") Power Drum (V8 only) 10.5-106.75 4150	3.54 (Std.), 4.09 (Opt.) Manual Drum (11" x 2") Power Drum (V8 only) 10.5-106.75 4150	Transmission	Std. Opt.	3-Speed, Floor 4-Speed, Floor
Brakes	Std. Opt. Dia. (in.)-Area (sq. in.) (lbs.) Std. deflection rate (4 leaf) Opt. deflection rate (7 leaf) Std. deflection rate (4 leaf) Opt. deflection rate (7 leaf) Std. Opt.	Std. Opt. Dia. (in.)-Area (sq. in.) (lbs.) Std. deflection rate (4 leaf) Opt. deflection rate (7 leaf) Std. deflection rate (4 leaf) Opt. deflection rate (7 leaf) Std. Opt.	Tires* Wheels	Std.	F-78 x 15-B 5-wheels 5-Bolt design
Clutch					
GVW, Maximum Springs, Front					
Springs, Rear					
Steering					

*See engine and tire charts on pages 28 and 29 for additional information.



OPTIONAL 3/4-BENCH SEAT


For comfort and additional convenience, the 3/4-bench seat is available. The extra space up front gives you more room and front-folding 1/2 seat makes for easy access to the rear seat. Available in black or buff water-resistant Wellington vinyl. Choose your color on page 29.

CJ-5 & OPTIONS & ACCESSORIES CJ-7

To fit your CJ to your needs,
check the equipment of your choice.

☐ METAL TOP CJ-5 ONLY

(Full and half cab) Solid construction and functional design offers durability and protection from severe weather.



☐ STEEL PUSH BUMPER

Strong steel bumper designed to prevent over-riding when pushing another vehicle. (Dealer installed.)

☐ SPORTS STEERING WHEEL

This sturdy 15" steering wheel gives you more leg room, comfortable grip and good looks.



☐ SOFT-FEEL SPORTS STEERING WHEEL

Same advantages as the Sports Steering Wheel plus the feel of real padded leather.

☐ REAR SEAT

Foam padded vinyl bench seat—comfortable and durable.



☐ AUTOMATIC TRANSMISSION AND QUADRA-TRAC FOR CJ-7

Available for the first time in the CJ series. No need to manually shift transmission or transfer case. When extra traction is required, you've got it, automatically. (See page 30 for additional information.)



☐ REAR STEP BUMPER

Strong, one piece bumper provides rear end protection, a 6" stepping surface and will easily accommodate a hitch ball. (Dealer Installed.)

☐ SWING OUT TIRE CARRIER

Swings out for easy access to tailgate. (Dealer installed CJ-5, factory or dealer installed CJ-7.)



☐ FORGED ALUMINUM STYLED WHEELS

A wide 7" wheel forged for strength and durability. Standard with the Renegade package.

☐ SNOW PLOW

Moldboard of high tensile alloy steel plus, electric controls, switches, wiring and plow lights. Wide variety of power lift and angling equipment available. Check your dealer for details on Jeep approved snow plow equipment and associated mandatory options.

☐ PASSENGER GRAB RAIL

For passenger convenience while entering and exiting vehicle.



☐ DASH MOUNTED TACH AND RALLY CLOCK

Conveniently located, easy to read and weatherproof.

☐ PADDED INSTRUMENT PANEL

Foam padded, weather proofed instrument panel for good looks and safety—standard on the Renegade.

☐ AM RADIO

Factory installed, panel mounted AM radio with 5 1/2" speaker. Includes a fixed length whip-type antenna.

**FOR THE CJ-7
DURABLE ONE-PIECE
INJECTION-MOLDED
STRUCTURAL POLY-
CARBONATE REMOV-
ABLE TOP**

Features metal side doors, roll-down windows, vinyl door trim panels and steel liftgate. Handsome and practical, available in black or white.



ROLL BAR

2", 11 gauge tubular steel, firmly secured to vehicle at 16 points.



FULL SOFT TOP

New design offers improved visibility and larger door openings. Available in black or white. In tan or blue with Levi's interior only.

OUTSIDE PASSENGER MIRROR

Helps eliminate blind spots, especially when trailer towing.



LOCKING HUBS

Helps reduce front drive component wear. (N.A. with Quadra-Trac.)

POWER STEERING

Takes the effort out of maneuvering your Jeep vehicle at slow speeds in rough terrain and while parking. Gives responsive road feel on highways.

304-2bbl V8 ENGINE

Increased power for driving in sand, mud or towing a trailer. (See pages 26 & 27 for full trailer towing details.)

WINCHES

Mechanical or electric winches with 150' of 5/16" wire line and hook. All parts weather protected. 8,000 lb. capacity. (Dealer installed.)

STEEL BELTED RADIAL PLY TIRES

Road-gripping traction, longer tire life. (See page 28 for details.)



CARPETING

Added good looks plus additional heat and sound insulation.

4-SPEED MANUAL TRANSMISSION

Extra low 4.02:1 first gear ratio for power and low speed situations. (Available with 258-1bbl 6 cylinder engine only.)

EXTRA-DUTY SUSPENSION SYSTEM

Heavy-duty springs and shocks (front and rear), and front frame tie bar for more load capacity.

FRONT STABILIZER BAR

For better roll stability especially in rough terrain —(required with hard tops).

POWER DRUM BRAKES

Less pedal effort and faster emergency stops. (Available with V8 only.)

**LOW RANGE FOR QUADRA-TRAC
(CJ-7 ONLY)**

Low range gives you a 2:1 reduction in gearing for low speed, high power demand situations.

CONVENIENCE GROUP

Includes: Courtesy lights, R.H. mirror, Passenger assist handle, ashtray, cigar lighter, 8" Day/Night mirror.

DECOR GROUP

Includes: Rocker panel protection molding, instrument panel overlay, instrument panel pad, sports steering wheel.

258-1bbl 6 CYLINDER ENGINE

For those who need additional power and prefer the fuel economy of a 6 cylinder engine. (See page 29 for further information.)

HEAVY-DUTY COOLING SYSTEM

Recommended for hot climates, heavy work loads or trailer towing.

REAR TRAC-LOK DIFFERENTIAL

Distributes power between rear wheels for better traction. (N/A Quadra-Trac)

70 AMP BATTERY

Heavy duty, high capacity battery. Recommended for use with accessories with high power requirements.

62 AMP ALTERNATOR

Extra power for accessories that demand high power output.

COLD CLIMATE GROUP

Includes: engine block heater, 70 amp battery, 62 amp alternator.

These are only some of the factory and dealer installed options and accessories. Ask your Jeep dealer about the complete line of available equipment and Options.

The Jeep-and-a-half for young families
on the go **'76 Jeep**
Cherokee

In most kinds of weather, on most roads, or the tough trail—Cherokee has the room to match your needs and the 4-wheel drive “get up and go” to get you where you’re going!

Cherokee “S”

Cherokee “S” Top of the line Jeep-and-a-half. Includes as standard equipment features such as • Cherokee “S” body stripes • 15” x 7” forged aluminum wheels (4) • Chrome front and rear bumpers • Sports steering wheel • “S” medallion identification • Bright windshield, vent, and rear quarter window trim • Embossed vinyl seats and color-keyed carpeting • Dual horns • Glove box lock • Rear seat ashtrays • Cigar lighter • New forward pivoting driver’s and passenger seat • New trim on seats, door and rear quarter panels.





Cherokee "S"



Cherokee "S"



Cherokee

Cherokee Chief



CHEROKEE CHIEF

Cherokee Chief gives you the tough fighting spirit of a CJ with the extra roominess of a Jeep Cherokee. It's a "custom" package filled with the features you'd choose! Standard Extras include: • Five 10 x 15 "Tracker A-T" Goodyear

tires with raised white lettering, mounted on special 8" wide slot-style wheels • A 3.54 axle ratio to get you *wherever* you're going • Flared fenders • Distinctive accent stripe with bold "Cherokee Chief" wording. The Chief: Tough styling! Tough performance! It's a Jeep and-a-half... and then some!

CHEROKEE "S" INTERIOR

Thick foam-cushioned front bucket seats and rear bench seat in easy-to-clean "Diamond Stripe" vinyl. Matching door and rear quarter trim pads, color keyed carpet and "engine turned" instrument cluster add a touch of beauty. (Shown with optional center arm rest.) (Choose your color on page 29.)



STANDARD CHEROKEE INTERIOR

Standard Cherokee model includes comfortable front bucket seats and rear bench seat in durable "Fairway" vinyl, front and rear color keyed vinyl floor and cargo area covering front and rear arm rests and much more. (Choose your color on page 29.)



STANDARD Cherokee FEATURES



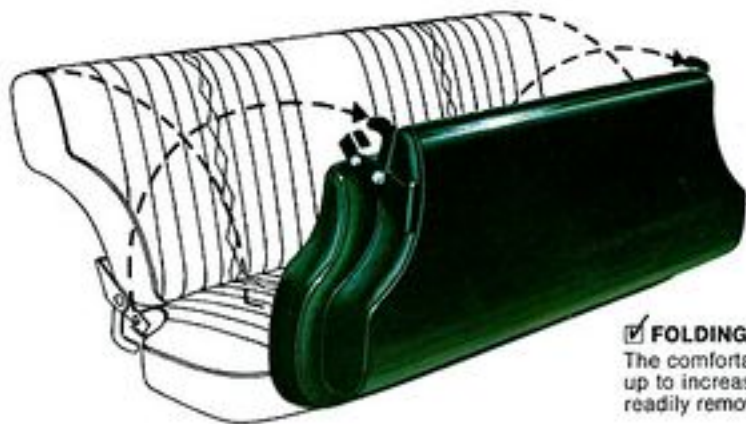
✓ ENERGY ABSORBING STEERING COLUMN

Includes anti-theft ignition and steering lock for improved safety and protection.



✓ THREE-SPEED FLOOR MOUNTED TRANSMISSION

Fully synchronized in all forward gears for ease of operation.



✓ FOLDING REAR SEAT

The comfortable foam cushioned seat folds up to increase cargo load space . . . also readily removed.



✓ INTEGRAL STEEL TOP AND HEADLINER

Strong integral steel top for strength and a cushioned headliner for added insulation and a quiet ride.



✓ FOR '76, THE CHASSIS OF ALL CHEROKEE'S HAVE BEEN UPGRADED FOR EVEN GREATER DURABILITY AND RIDING COMFORT.

- A new frame with splayed side rails allows wide spaced rear springs for greater stability around corners and in tough driving situations • Stronger crossmembers and box section side rail construction makes for a rugged frame • New multi-leaf springs and new shocks contribute to smoother ride
- Body hold-down mounts help minimize vibration and noise.

1976 JEEP CHEROKEE

MODEL		Jeep Cherokee Standard & "S"
Axle, Front	Type	Full Floating Open End
Axle, Rear	GAW Rating lbs.	3215
	GAW Rating lbs. Ratios (to 1)	3.54 std. 6 cyl. only (4.09 opt.) 3.07 std. V8 (3.54 opt.)
Brakes	Std.	Manual Drum (11"x2")
	Opt.	Front Power Disc (12" rotor)
Clutch	Std. (in.)—Area (Sq. in.)	10.5-106.75 (11"-V8 engine)
	(lbs)	6025
Standard GVW	Std. deflection rate	195 lbs./in. (215, V8)
	Opt. deflection rate	215 lbs./in. (260, V8)
Springs, Front	Std. deflection rate	165 lbs./in.
	Opt. deflection rate	165/265 lbs./in.
Springs, Rear	Std. deflection rate	165 lbs./in.
	Opt. deflection rate	165/265 lbs./in.

*See engine and tire charts on pages 28 and 29 for additional information.

✓ ELECTRONIC IGNITION SYSTEM

No points or condenser to replace—virtually maintenance free—plus fast starts in all kinds of weather.



✓ OPEN-END FRONT AXLE

Designed for tight turns and easy service.



✓ 258-1 bbi 6 CYLINDER ENGINE

Designed to be rugged, dependable and light-weight for fuel economy without sacrificing power. (See page 29 for engine selection.)



SPECIFICATIONS

	MODEL	Jeep Cherokee Standard & "S"
Steering	Std. Opt. (Gals.)	Recirculating Ball Variable Ratio Power
Tank, Fuel Transfer Case	Std. Opt.	18.3 Dana 20 Quadra-Trac (Avail. auto. trans. only)
Transmission	Std. Opt.	3-Speed, Floor Turbo Hydra-Matic™ Column (Avail. Quadra-Trac only) or 4-Speed, (Floor)
Tires* Wheels	Std.	H-78 x 15-B 5 Wheels, 6-bolt design

✓ 4-WHEEL DRIVE STANDARD

All Jeep Cherokees are built to face the rough terrain and most difficult driving situations. Therefore, 4-wheel drive is standard on all Cherokees.

OTHER STANDARD FEATURES

✓ TWO-SPEED DANA 20 TRANSFER CASE

Low range gives a 2:1 reduction in gearing for low speed, high power demand situations.

✓ IMPROVED WINDSHIELD WASHER SYSTEM

With dual spray nozzles for better performance.

✓ H78 x 15 BLACK POLYESTER POWER CUSHION TIRES

(For tire selection information see page 28.)

✓ REAR FLIPPER WINDOWS

For improved ventilation. (Standard on Cherokee "S" only.)

✓ NEW FORWARD PIVOTING FRONT PASSENGER BUCKET SEAT

For improved ease of entry for your rear seat passengers.

✓ LARGE CARGO CAPACITY

The Jeep Cherokee can carry up to 2000 lbs. of people and cargo. (Check those numbers against the competition.)

✓ COLOR KEYED VINYL FLOOR COVERING

✓ ROLL-UP TAILGATE WINDOW (Manual)

✓ 12" INSIDE DAY/NIGHT REAR VIEW MIRROR

✓ COLOR KEYED CARGO AREA COVERING

✓ QUIET, EFFICIENT MUFFLERS

✓ 18.3 GALLON FUEL TANK

✓ PADDED INSTRUMENT PANEL

✓ PADDED SUN VISORS

✓ OIL, AMP AND TEMPERATURE GAUGES

✓ 12-VOLT, 37 AMP ALTERNATOR

✓ 50 AMP BATTERY

✓ HEAVY-DUTY AIR CLEANER

✓ PARKING BRAKE & BRAKE FAILURE WARNING LIGHT

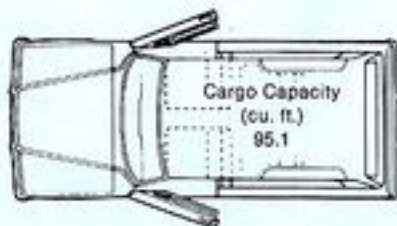
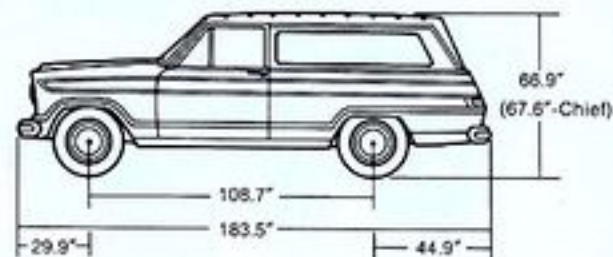
✓ "CAREFUL DEALER PRE-DELIVERY SERVICING"

Helps provide you with trouble free driving right from the beginning. See page 31 for details.

✓ NEW FORWARD PIVOTING DRIVER'S BUCKET SEAT

New for '76, the driver's seat is hinged to pivot well forward for easy access to rear seat. (Standard on Cherokee "S").

DIMENSIONS



Total Glass Area 4438.0 (sq. in.)

Turning Diameter (minimum)	37.7"
	39.4" (Chief)
Leg Room	
Front	39.4"
Rear	37.0"
Hip Room	
Front	60.5"
Rear	60.9"
Head Room	
Front	38.0"
Rear	37.2"

OPTIONS & Accessories

Cherokee

To fit your Cherokee to your needs, check the equipment of your choice.



☐ AIR CONDITIONING

Powerful, compact unit with individually adjustable louvers. Gives you control of your environment.

☐ AM/FM STEREO RADIO

True stereo sound. Wider selection of stations, push-button and manual tuning, stereo balance control. Speakers are flush mounted.



☐ QUADRA-TRAC AND AUTOMATIC TRANSMISSION

4-Wheel Drive when you need it... automatically. See page 30.



☐ WINCHES

Mechanical or 12-Volt Electric Winch with 150' of 5/16" wire line and hook. All parts weather protected. 8,000 lb. capacity. (Dealer installed.)



☐ STEEL BELTED RADIAL PLY TIRES

Road-gripping traction, longer tire life. (See page 28 for details.)



☐ FRONT POWER DISC BRAKES

Fade and water resistant for surer stops in all kinds of weather, with all kinds of loads.



☐ LOW PROFILE MIRRORS

Large chrome plated mirrors mount below eye level for maximum vision.

☐ SPORTS STEERING WHEEL

This sturdy 15" steering wheel gives you more leg room, comfortable grip and good looks.



☐ POWER STEERING

Takes the effort out of maneuvering your Jeep Cherokee at slow speeds in rough terrain and while parking. Gives responsive road feel on highways.

☐ TILT STEERING WHEEL

Swings up for ease of entry or exit. A variety of positions allows you to fit the steering wheel to your driving style.

☐ SOFT-FEEL SPORTS STEERING WHEEL

Same advantages as the Sports Steering Wheel plus the feel of real padded leather.



- ☐ 401-4bbl V8 ENGINE
- ☐ 360-4bbl V8 ENGINE
- ☐ 360-2bbl V8 ENGINE

A wide variety of engines are available to fit your power and economy needs. (See page 29 for full details.)



☐ TRAILER TOWING PACKAGE

See pages 26 & 27 for complete Trailer Towing Information.

☐ CENTER ARM REST

Foam padded center arm rest makes long trips even more comfortable.



☐ POWER REAR WINDOW

Electrically raise and lower rear window from the driver's seat or rear of vehicle.



☐ LUGGAGE RACK

Sturdy corrosion resistant construction, built to take a heavy load. Ideal for the camping family.

☐ SNOW PLOW

Moldboard of high tensile alloy steel plus electric controls, switches, wiring and plow lights. A wide variety of power lift and angling equipment available. Check your dealer for details on Jeep approved snow plow equipment and associated mandatory options.



☐ FRONT BUMPER GUARDS AND FRONT & REAR BUMPER NERF STRIPS

Designed to give bumpers extra protection from scratches and slight bumps.

☐ FUEL TANK SKID PLATE

Heavy-duty steel plate bolted under gas tank for extra protection when driving over rocks, stumps, and rough terrain.



☐ CARGO AREA CARPETING AND INSULATION PAD

Cut pile carpeting and rubber insulation pad add beauty and provide additional heat and sound insulation.



☐ 4-SPEED TRANSMISSION

Extra low 6:32:1 first gear ratio for power and low speed situations. (Available with 360-2bbl. V8 engine or 360-4bbl. V8 engine.)

☐ HEAVY DUTY SPRINGS

Recommended for towing, heavy cargos, plowing snow and driving over rugged terrain.

☐ HEAVY DUTY SHOCKS (FRONT & REAR)

For trailer-towing, heavy cargo hauling, plowing and rough terrain driving.

☐ TINTED GLASS—ALL WINDOWS

Helps cut the sun's glare for daytime driving and keeps interior cooler.

☐ HEAVY DUTY COOLING SYSTEM

Recommended for hot climates, heavy work loads or trailer towing.

☐ HEAVY DUTY 62 AMP ALTERNATOR

Extra power for accessories that demand high power output.

☐ HEAVY DUTY 70 AMP BATTERY

Heavy duty, high capacity battery. Recommended for use with accessories with high power requirements.

☐ FORGED ALUMINUM STYLED WHEELS(4)

A wide 7" wheel forged for strength and durability. Standard with Cherokee S.

☐ CRUISE CONTROL

Keeps you at constant speed automatically for effortless driving and fuel economy. Disengages at the touch of your brake pedal. (avail. w/V8 and auto. trans. only.)

☐ AM RADIO

All transistor. Five push buttons for preselecting your favorite stations. Whip antenna included.

☐ CONVENIENCE GROUP

Includes: left remote control mirror, visor vanity mirror, electric clock.

☐ LOW RANGE FOR QUADRA-TRAC

Low range gives you a 2:1 reduction in gearing for low speed, high power demand situations.

☐ LIGHT GROUP

Illuminates cargo area, under dash, glove box and ashtray.

☐ ELECTRIC REAR WINDOW DEFOGGER

Quickly defogs and clears snow and ice from rear window for better visibility.

☐ OUTSIDE PASSENGER MIRROR

Helps avoid blind spots and makes passing easier.

These are only some of the factory and dealer installed options and accessories. Ask your Jeep dealer about the complete line of factory and dealer installed equipment and Options.

The 'ultimate' 4-wheel drive experience '76 Jeep Wagoneer

Wagoneer is luxury in a 4-door, 4-wheel drive vehicle! Many of the "convenience items" that are optional on competitive 4-wheel drive vehicles are standard on Wagoneer. Plus, you get toughness to get you where you're headed...in style.

Custom Wagoneer

CUSTOM WAGONEER

All the 'most wanted' options are standard equipment:

- Quadra-Trac... automatic 4-wheel drive • Automatic transmission • 360-2bbl V8 engine • Power steering • Power front disc brakes • Pleated fabric seat trim
- Woodgrain instrument panel overlay • Custom door trim panels with woodgrain trim and carpet on floor and wheel housings • Exterior bright window moldings • Wheel covers • Light Group • Cigar lighter • Bright exterior body side moldings • Interior pillar cover • Vinyl floor covering in cargo area.





Custom Wagoneer



Wagoneer



Custom Wagoneer



CUSTOM WAGONEER INTERIOR

The Custom Wagoneer with front and rear bench seats in long-wearing "Potomac Stripe" fabric lets you seat six. Color-keyed cut-pile carpets and woodgrain trim add elegance. Bench or bucket seats also available with Sof Touch vinyl. (For complete fabric and color information see page 29.)



STANDARD WAGONEER INTERIOR

For 1976 these rugged and practical front and rear Fairway vinyl bench seats are available in your choice of blue, green, black or buff. (Choose your colors on page 29.)

STANDARD Wagoneer FEATURES



✓ INTEGRAL STEEL TOP AND HEADLINER

Strong integral steel top for strength and a cushioned headliner for added insulation and a quieter ride.



✓ BENCH SEATS AND FLOOR COVERING

Comfortable foam bench seats. The rear seat folds forward and is readily removable for additional cargo space. Vinyl cargo area covering adds sound and heat insulation.



✓ FOR '76, THE CHASSIS OF ALL WAGONEERS HAVE BEEN UPGRADED FOR EVEN GREATER DURABILITY AND RIDING COMFORT.

• A new frame with splayed side rails allows wider spaced rear springs for stability in tough driving situations. • Stronger crossmembers and box section side rail construction makes for a rugged frame. • New multi-leaf springs and shocks contribute to smoother ride. • Body hold-down mounts help minimize vibration and noise.

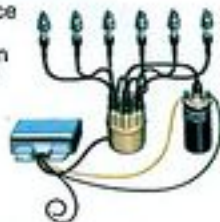


✓ FRONT POWER DISC BRAKES

Fade and water resistant for surer stops in all kinds of weather, with all kinds of loads.

✓ ELECTRONIC IGNITION SYSTEM

No points or condenser to replace—virtually maintenance free—plus fast starts in all kinds of weather.



1976 JEEP WAGONEER

MODEL	Jeep Wagoneer Standard & Custom
Axle, Front	Full Floating Open End
Type	3215
GAW Rating lbs.	3215
Axle, Rear	307 (Std.), 3.54 (Opt.)
GAW Rating lbs.	307 (Std.), 3.54 (Opt.)
Brakes	Power Disc
GVW Standard	6025
Springs, Front	Std. deflection rate 215 lbs./in.
	Opt. deflection rate 260 lbs./in.
Springs, Rear	Std. deflection rate 165 lbs./in.
	Opt. deflection rate 165/265 lbs./in.

* See engine and tire charts on pages 28 and 29 for additional information.



✓ ENERGY ABSORBING STEERING COLUMN

Includes anti-theft ignition and steering lock for improved safety and protection.



✓ QUADRA-TRAC AND AUTOMATIC TRANSMISSION

No need to manually shift transmission or transfer case. When extra traction is required, you've got it automatically. (See page 30 for further details.)



✓ 360-2bbl V8 ENGINE

Lightweight, rugged and dependable. (See page 29 for further information.)

✓ AUTOMATIC 4-WHEEL DRIVE STANDARD

For tough 4-wheel drive situations in the back country or rough weather highway travel, all Wagoneers have Quadra-Trac automatic 4-wheel drive, standard.

OTHER STANDARD FEATURES

✓ POWER STEERING

Takes the effort out of maneuvering your Jeep Wagoneer at slow speeds in rough terrain and while parking. Gives responsive road feel on highways.

✓ OIL, AMP, AND TEMPERATURE GAUGES

Helps you to constantly monitor your engine's performance and avoid possible problems.

✓ DUAL NOZZLE WINDSHIELD WASHER

With dual spray nozzle for better performance.

✓ LIGHT GROUP (STANDARD ON CUSTOM ONLY)

✓ 4-DOOR STYLING AND CONVENIENCE

✓ 18.3 GALLON FUEL TANK

✓ CHROME BUMPERS, FRONT AND REAR

✓ CARPETING: SEATING AREA, WHEEL HOUSINGS (STANDARD ON CUSTOM ONLY)

✓ 12" DAY/NIGHT REAR VIEW MIRROR

✓ PADDED INSTRUMENT PANEL

✓ PADDED SUN VISORS

✓ HEAVY DUTY 60-AMP BATTERY

✓ ROLL-UP TAILGATE WINDOW (Manual)

✓ DUAL ELECTRIC HORNS

✓ HEAVY DUTY AIR CLEANER

✓ UNDER-HOOD INSULATION

✓ "TOLL-FREE OWNER HOTLINE"

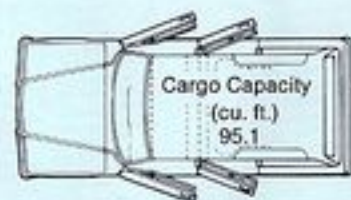
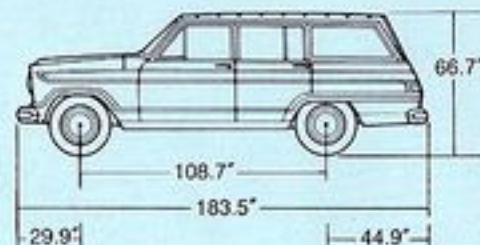
Your problem is our problem, so we provide you a toll-free phone number to help get it solved. See page 31 for details.

✓ OPEN-END FRONT AXLE

Designed for tight turns and easy service.



DIMENSIONS



Total Glass Area 5142.5 (sq. in.)

SPECIFICATIONS

	MODEL	Jeep Wagoneer Standard & Custom
Steering	Std. Opt.	Variable Ratio Power
Tank, Fuel	(Gals.)	18.3
Transfer Case	Std. Opt.	Quadra-Trac Quadra-Trac with low range
Transmission	Std. Opt.	Turbo Hydra-Matic™
Tires*	Std.	H78 x 15B
Wheels	Std.	5 Wheels, 6-Bolt

Turning Diameter (minimum)	37.7"
Leg Room front	38.8"
Leg Room rear	37.0"
Hip Room front	60.5"
Hip Room rear	60.9"
Head Room front	38.0"
Head Room rear	37.2"

OPTIONS & Wagoneer ACCESSORIES

To fit your Wagoneer to your needs, check the equipment of your choice.



☐ AIR-CONDITIONING

Powerful, compact unit with individually adjustable louvers. Gives you control of your environment.

☐ LOW PROFILE MIRRORS

Large chrome plated mirrors mount below eye level for maximum vision.



☐ WINCHES

Mechanical or 12-Volt Electric Winch with 150' of 5/16" wire line and hook. All parts weather protected. 8,000 lb. capacity. (Dealer installed.)



☐ 360-4bbl V8 ENGINE ☐ 401-4bbl V8 ENGINE

Extra power for extra-heavy loads. (See page 29 for full details.)

☐ AM/FM STEREO RADIO

True stereo sound. Wider selection of stations, push-button and manual tuning, stereo balance control. Speakers are flush mounted. Includes 4 speakers.

☐ CRUISE CONTROL
Keeps you at constant speed automatically for effortless driving and fuel economy. Disengages at the touch of your brake pedal.

☐ TILT STEERING WHEEL

A variety of positions allows you to fit the steering wheel to your driving style.



☐ SPORTS STEERING WHEEL

This sturdy 15" steering wheel gives you more leg room, comfortable grip and good looks.

☐ SOFT-FEEL SPORTS STEERING WHEEL

Same advantages as the sports steering wheel plus the feel of padded leather.



☐ BUCKET SEATS WITH CENTER ARM REST

Get added back and thigh support with comfort designed full-foam front bucket seats in easy to care for Sof Touch vinyl. Arm rests are included. (Full choice of colors on page 29.)


☐ FORGED ALUMINUM STYLED WHEELS (4)

A wide 7" wheel forged for strength and durability.



□ CARGO AREA CARPETING AND INSULATION PAD

Cut pile carpeting and rubber insulation pad adds beauty and provides additional heat and sound insulation.



□ FUEL TANK SKID PLATE

Heavy-duty steel plate bolted under gas tank for extra protection when driving over rocks, stumps, and rough terrain.



□ LUGGAGE RACK

Sturdy corrosion resistant construction, built to take a heavy load. Ideal for the camping family.



□ POWER REAR WINDOW

Electrically raise and lower rear window from the driver's seat or rear of vehicle.



□ FRONT BUMPER GUARDS AND FRONT & REAR BUMPER NERF STRIPS

Designed to give bumpers extra protection from scratches and slight bumps.



□ TRAILER TOWING PACKAGE
(See pages 26 & 27 for complete Trailer-Towing details.)

□ WOODGRAIN TRIM

High quality Woodgrain applique trimmed with chrome adds a touch of styling elegance.



□ RADIAL PLY TIRES

Road gripping traction and longer tire life. (See page 28 for details.)

□ ELECTRIC REAR WINDOW DEFOGGER

Quickly defogs and clears snow and ice from rear window for better visibility.

□ FRONT STABILIZER BAR

Recommended with radial tires, gives improved road handling. Required with trailer towing packages.

□ HEAVY DUTY COOLING SYSTEM

Recommended for hot climates, heavy work loads or trailer towing.

□ HEAVY DUTY SPRINGS

Recommended for towing, heavy cargos, plowing snow and driving over rugged terrain.

□ LOW RANGE FOR QUADRA-TRAC

Low range gives you a 2:1 reduction in gearing for low speed, high torque demand situations.

□ HEAVY DUTY SHOCKS (FRONT & REAR)

For trailer-towing, heavy cargo hauling, plowing and rough terrain driving.

□ CONVENIENCE GROUP

Left outside remote control mirror, visor vanity mirror, electric clock.

□ TINTED GLASS—ALL WINDOWS

Helps cut the sun's glare for daytime driving and keeps interior cooler.

□ COLD CLIMATE GROUP

Includes: engine block heater, 70 amp battery, 62 amp alternator.

□ LIGHT GROUP

Illuminate cargo area, under dash, glove box and ashtray. (Standard on Custom Wagoneer.)

□ AM RADIO

All transistor. Five push buttons for preselecting your favorite stations. Whip antenna included.

□ HEAVY DUTY 62 AMP ALTERNATOR

Extra power for accessories that demand high power output.

□ HEAVY DUTY 70 AMP BATTERY

Heavy duty, high capacity battery. Recommended for use with accessories with high power requirements.

□ OUTSIDE PASSENGER MIRROR

Helps avoid blind spots and makes passing easier.

These are only some of the factory and dealer installed options and accessories. Ask your Jeep dealer about the complete line of factory and dealer installed equipment and Options.

The hardworking recreation vehicle '76 Jeep Pickup

Jeep Pickup Truck is the
hardworking 4-wheel drive fun
machine that's rugged from the
bottom up.
It plays hard. It works hard. And
Jeep Pickup is made even
tougher for '76!

J-20 Pioneer

'76 PIONEER

This rugged beauty includes:

- Woodgrain exterior trim
- Deep pile carpeting • Pleated fabric seats • Chrome front bumper • Bright exterior moldings • Deluxe door trim pads
- Bright wheel covers (J-10)
- Bright hub caps (J-20)
- Dual horns • Glove box lock
- Cigar lighter • Woodgrain instrument cluster trim
- Bright armrest overlays.





J-10 with Snow Plow For additional information on plow package see page 24.



J-10

J-10 Custom



CUSTOM AND PIONEER PICKUP INTERIOR

The Custom and Pioneer Pickup bench seat in long-wearing "Potomac Stripe" fabric lets you seat three. Color-keyed cut-pile carpets and woodgrain trim add elegance (Pioneer only). Bench seat also available in Sof Touch vinyl. (For complete fabric and color information see page 29.)



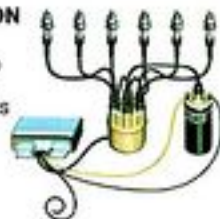
STANDARD PICKUP INTERIOR

Tough, roomy, easy to care for Fairway vinyl bench seat with plenty of comfort, plus color keyed interior gives you a cab as practical as it is comfortable. (Full choice of colors on page 29.)

STANDARD Pickup FEATURES

✓ ELECTRONIC IGNITION SYSTEM

No points or condenser to replace—virtually maintenance free—plus fast starts in all kinds of weather.



✓ OPEN-END FRONT AXLE

Designed for tight turns and easy service.



✓ ENERGY ABSORBING STEERING COLUMN

Includes anti-theft ignition and steering lock for improved safety and protection.



✓ THREE-SPEED FLOOR MOUNTED TRANSMISSION

Fully synchronized in all forward gears for ease of operation.

✓ FRONT POWER DISC BRAKES

Fade and water resistant for surer stops in all kinds of weather, with all kinds of loads. (Std. on J-20.)



FOR '76, THE CHASSIS OF ALL PICKUPS HAVE BEEN UPGRADED FOR EVEN GREATER DURABILITY AND RIDING COMFORT.

- A new frame with splayed side rails allows wider spaced rear springs for stability in tough driving situations.
- Stronger crossmembers and box section side rail construction makes for a rugged frame.
- New multi-leaf springs and shocks contribute to smoother ride.
- Body hold-down mounts help minimize vibration and noise.

1976 JEEP PICKUP

MODEL		J-10	J-20
Axle, Front	Type	Full Floating Open End	Full Floating Open End
	GAW Rating lbs.	3200	3500
Axle, Rear	Type	Semi-Floating	Full Floating
	GAW Rating lbs.	3200	4090, (6500 GVW)
Brakes	Ratios (to 1)	3.54 (V8), 4.09 (6 cyl.)	3.73, (Std.), 4.09 (Opt)
	Std.	Manual Drum, 11" x 2"	Front Power Disc, 12V rotor
	Opt.	Front Power Disc, 12" rotor	—
	Clutch	10.5-108.75	11.0-110.96
GVW, Maximum	Dia. (in.)-Area (Sq. in.)	10.5-108.75	11.0-110.96
	(lbs)	6025	8000

NOTE: WIDE VARIETY OF SPRINGS AVAILABLE. (Consult your dealer for additional information.)

*See engine and tire charts on pages 28 and 29 for additional information.



DOUBLE WALL CONSTRUCTION

The Townside Pickup box has double wall construction. This protects the outside wall from dents due to shifting cargo.

TOWNSIDE BOX

The 7 ft. box gives you 67 cu. ft. of cargo space with the 119" wheelbase. With the 131" wheelbase the 8 ft. box holds 76.6 cu. ft. of cargo. Easy loading with removable tailgate.

258-1 bbi 6 CYLINDER ENGINE

Designed for reliable power and fuel economy. (Standard on J-10.)



SPECIFICATIONS

	MODEL	J-10	J-20
Steering	Std.	Recirculating Ball	Recirculating Ball
Tank, Fuel	Opt.	Variable Ratio Power	Variable Ratio Power
Transfer Case	(Gas)	15.8	15.8
	Std.	Dana 20	Dana 20
	Opt.	Quadra-Trac™	Quadra-Trac™
		(Avail. Auto. Trans. only)	(Avail. Auto. Trans. only)
Transmission	Std.	3-speed, Floor	3-speed, Floor
	Opt.	Turbo Hydra-Matic™	Turbo Hydra-Matic™
		(Avail. Quadra-Trac only) or 4-speed, Floor	(Avail. Quadra-Trac only) or 4-speed, Floor
Tires*	Std.	H78x15B (6025 GVW)	8.00x16.5 (6500 GVW)
			9.50 x 16.5 (7200 GVW & 8000 GVW)
Wheels	Std.	5-Wheels 6-Bolt	5 wheels 8-Bolt

4-WHEEL DRIVE STANDARD

All Jeep Pickups are built to face rough terrain and difficult driving situations. Therefore, 4-wheel drive is standard on all Jeep Pickups.

OTHER STANDARD FEATURES:

OIL, AMP, AND TEMPERATURE GAUGES

Helps you to constantly monitor your engine's performance and avoid possible problems.

TWO-SPEED DANA 20 TRANSFER CASE

Low range gives a 2:1 reduction in gearing for low speed, high power demand situations.

IMPROVED WINDSHIELD WASHER SYSTEM

With dual spray nozzles for better performance.

QUIET, EFFICIENT MUFFLERS

PARK BRAKE & BRAKE FAILURE WARNING LIGHT

15.8 GALLON FUEL TANK

50 AMP BATTERY, J-10—60 AMP, J-20

VINYL COVERED HEADLINER

VINYL FLOOR COVERING

12" DAY/NIGHT REAR VIEW MIRROR

PADDED INSTRUMENT PANEL

DUAL PADDED SUN VISORS

HEAVY-DUTY AIR CLEANER

12 VOLT, 37 AMP ALTERNATOR

"VEHICLE IDENTIFICATION CARD"

Identifies you and your vehicle to speed warranty service from any authorized Jeep dealer. See page 31 for details.

DUAL NOZZLE WINDSHIELD WASHER WITH DUAL SPRAY NOZZLE FOR BETTER PERFORMANCE

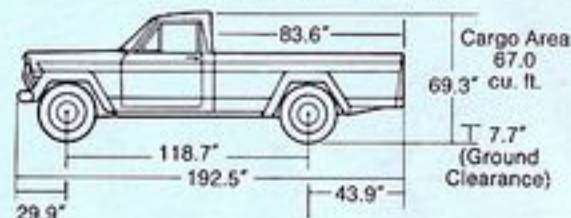


360-2 bbi V8 ENGINE

Lightweight, rugged and dependable. (Standard on J-20 only.) (See page 29 for further information.)

DIMENSIONS

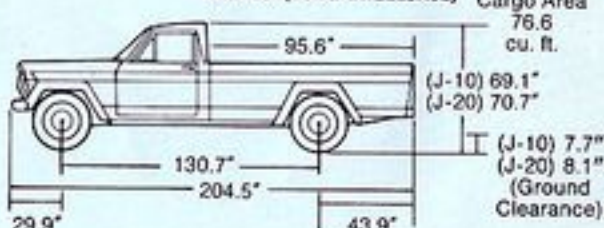
J-10 (SHORT WHEELBASE)



J-10/J-20 Tailgate Opening



J-10/J-20 (LONG WHEELBASE) Cargo Area



Between Wheelhouses — 50.0"

Turning Circle (minimum)

J-10 — (Short wb) 40.6'

(Long wb) 44.5'

J-20 — 44.5'

Leg Room — 38.8"

Hip Room — 60.5"

Head Room — 40.2"

Total Glass Area — 2882.5 (sq. in.)

OPTIONS & Accessories

To fit your pickup to your needs, check the equipment of your choice.



□ QUADRA-TRAC AND AUTOMATIC TRANSMISSION
4-Wheel Drive when you need it... automatically. See page 30.



□ FORGED ALUMINUM STYLED WHEELS
(4) wide 7" wheels forged for strength and durability. (J-10 only.)

□ POWER DISC BRAKES

12-inch power front disc brakes on the J-10 are fade and water resistant for surer stops in all kinds of weather, with all kinds of loads. (12½" standard on J-20.)



□ BUCKET SEATS CUSTOM & PIONEER ONLY

Get added back and thigh support with comfort designed full-foam front bucket seats in easy to care for Soft-Touch vinyl. Arm rest is included. (Full choice of colors on page 29.)



□ AM/FM STEREO RADIO
True stereo sound. Wider selection of stations, push-button and manual tuning, stereo balance control. Speakers are flush mounted.



□ AIR CONDITIONING

Powerful, compact unit with individually adjustable louvers. Gives you control of your environment.

□ SNOW PLOW

Moldboard of high tensile alloy steel plus electric controls, switches, wiring and plow lights. A wide variety of power lift and angling equipment available. Check your dealer for details on Jeep approved snow plow equipment and associated mandatory options.



□ CRUISE CONTROL

Keeps you at constant speed automatically for fuel economy. Disengages at the touch of your brake pedal.



□ POWER STEERING

Takes the effort out of maneuvering your Jeep Pickup at slow speeds in rough terrain and while parking. Gives responsive feel on highways.

□ TILT STEERING WHEEL

Swings up for ease of entry or exit. A variety of positions allows you to fit the steering wheel to your driving style.

□ SPORTS STEERING WHEEL

This sturdy 15" steering wheel gives you more leg room, comfortable grip and good looks.

□ SOFT-FEEL STEERING WHEEL

Same advantages as the Sports Steering Wheel plus the feel of real padded leather.



☐ **SLIDING REAR WINDOW**

Gives you added ventilation in the cab.

☐ **DUAL LOW PROFILE MIRRORS**

Large chrome plated mirrors mount below eye level for maximum vision.



☐ **ALUMINUM CARGO CAP**

Protects the contents of your pickup box. Includes 45" jalousie windows and screens, lockable liftgate and safety glass.



☐ **WHEEL COVERS (4) 15" WHEELS ONLY**

Bright corrosion resistant wheel covers for added wheel protection. Special wheel covers for Quadra-Trac equipped vehicles are available. (Illustrated in Wagoneer section.)



☐ **WINCHES**

Mechanical or 12-volt electric winch with 150' of 5/16" wire line and hook. All parts weather protected. 8,000 lb. capacity. (Dealer installed.)

☐ **AUXILIARY FUEL TANK**

Extra capacity of 16.6 gallons for greater driving range. Available on 131" wheelbase models only.



☐ **FUEL TANK SKID PLATE**

Heavy-duty steel plate bolted under gas tank for extra protection when driving over rocks, stumps and rough terrain.



☐ **REAR STEP BUMPER**

Strong, one piece bumper provides rear end protection, a 6" stepping surface and will easily accommodate a hitch ball.

- ☐ **401-4 bbi V8 ENGINE**
- ☐ **360-4 bbi V8 ENGINE**
- ☐ **360-2 bbi V8 ENGINE (STANDARD ON J-20)**

A wide variety of engines are available to fit your power and economy needs. (See page 29 for full details.)

☐ **REAR TRAC-LOK DIFFERENTIAL**

Distributes power between rear wheels for better traction. (N.A. QUADRA-TRAC)

☐ **CAMPER SPECIAL PACKAGE**

See page 27.

☐ **HEAVY DUTY BATTERY AND ALTERNATOR**

For increased power needs, recommended for heavy work options and trailer-towing.

☐ **HEAVY DUTY SHOCKS**

For trailer-towing, heavy cargo hauling, plowing and rough terrain driving.

☐ **HEAVY DUTY SPRINGS**

Recommended for towing, heavy cargos, plowing snow and driving over rugged terrain.

☐ **HEAVY DUTY COOLING SYSTEM**

Recommended for hot climates, heavy work loads or trailer towing.

☐ **CUSTOM TRIM PACKAGE**

Includes: chrome bumper, bright exterior window and body side moldings, cigar lighter, glove box lock, pleated seat fabric.

☐ **LIGHT GROUP**

Illuminates: pickup box, under dash, glove box, ashtray.

☐ **CONVENIENCE GROUP**

Includes: electric clock, visor vanity mirror, dual low profile mirrors.

☐ **COLD CLIMATE GROUP**

Includes: engine block heater, 70 amp battery, 62 amp alternator.

☐ **FRONT BUMPER GUARDS WITH NERF STRIPS**

Designed to give bumpers extra protection from scratches and slight bumps.

☐ **LOCKING HUBS**

Helps reduce front drive component wear. (N.A. with Quadra-Trac.)

☐ **AM RADIO**

All transistor. Five push buttons for pre-selecting your favorite stations. Whip antenna included.

These are only some of the Factory and dealer installed options and accessories. Your dealer can show you the complete line of available Jeep equipment and Options.



Custom Wagoner

Jeep vehicles are the ideal "tow-anything" machines.

Cherokee "S"



- Famous Jeep 4-wheel drive traction
- Low profiles for easy coupling, greater stability
- Easy-loading
- High ground clearance
- Rugged suspension
- Special towing packages

1976 Jeep Cherokee/Wagoner Trailer Towing Requirements and Recommendations

Trailer specifications				
Class	I	II	III	IV
Maximum loaded trailer weight	2,000	3,500	5,000	7,500
Tongue load limit	200	350	750	750
Package includes:	Medium duty		Heavy duty	
Extra-duty cooling package	•	•	•	•
Heavy-duty flasher	•	•	•	•
Trailer wiring harness (5-wire)	•	•	•	•
Heavy-duty trailer wiring harness (7-wire)			•	•
Frame mounted hitch	•	•		
Equalizing hitch receptacle			•	•
70 amp/hr. battery			•	•
62 amp alternator			•	•
Extra-duty springs & shocks front and rear			•	•
Required minimum equipment				
Engine	360-2bbl V8 (Opt. Cherokee)	360-2bbl V8 (Opt. Cherokee)	360-2bbl V8 (Opt. Cherokee)	360-2bbl V8 (Opt. Cherokee)
Transmission/Transfer case	Automatic w/Quadra-Trac (Opt. Cherokee)	Automatic w/Quadra-Trac (Opt. Cherokee)	Automatic w/Quadra-Trac (Opt. Cherokee)	Automatic w/Quadra-Trac (Opt. Cherokee)
Brakes	Power Front Disc (Opt. Cherokee)	Power Front Disc (Opt. Cherokee)	Power Front Disc (Opt. Cherokee)	Power Front Disc (Opt. Cherokee)
Cargo Area	Cargo Area Carpet and Insulation Pad	Cargo Area Carpet and Insulation Pad	Cargo Area Carpet and Insulation Pad	Cargo Area Carpet and Insulation Pad
Steering	Variable Ratio Power (Opt. Cherokee)	Variable Ratio Power (Opt. Cherokee)	Variable Ratio Power (Opt. Cherokee)	Variable Ratio Power (Opt. Cherokee)
Tires—H78 x 15—B load range	Std.	Std.	Std.	Std.
Front Stabilizer Bar	Opt.	Opt.	Opt.	Opt.
Hitch	frame	frame	equalizing	equalizing
Front and rear springs	Std.	Std.	Heavy-duty (Opt.)	Heavy-duty (Opt.)
Front and rear shocks	Std.	Std.	Heavy-duty (Opt.)	Heavy-duty (Opt.)
Cooling	Extra-duty (Opt.)	Extra-duty (Opt.)	Extra-duty (Opt.)	Extra-duty (Opt.)
Alternator	Std.	Std.	62 amp (Opt.)	62 amp (Opt.)
Battery	Std.	Std.	70 amp/hr. (Opt.)	70 amp/hr. (Opt.)
Axle Ratio	3.07 (Std.)	3.07 (Std.)	3.54:1 (Opt.)	3.54:1 (Opt.)
Recommended additional equipment:				
Quadra-Trac with low range			•	•
Axle ratio of 3.54:1	•	•		
360-4bbl V8			•	•
401-4bbl V8			•	•

1976 Jeep Townside Camper Requirements and Recommendations

Camper Type				
Townside Model	J-10	J-20	J-20	J-20
Camper Body Length	6-8 ft.	8 ft.	8 ft.	11 ft.
Gross Vehicle Weight requirement	6,025 lbs.	6,500 lbs.	7,200 lbs.	8,000 lbs.
Gross Axle Weight Rating Front	3,200 lbs.	3,500 lbs.	3,500 lbs.	3,500 lbs.
Rear	3,200 lbs.	4,050 lbs.	4,700 lbs.	5,500 lbs.
Required optional equipment				
Engine		360-2bbl V8 (Std.)	360-2bbl V8 (Std.)	360-2bbl V8 (Std.)
Engine cooling		Extra-duty*	Extra-duty*	Extra-duty*
Transmission		4-spd. or automatic w/Quadra-Trac	4-spd. or automatic w/Quadra-Trac	4-spd. or automatic w/Quadra-Trac
Steering		Variable ratio power	Variable ratio power	Variable ratio power
Alternator		62-amp*	62-amp*	62-amp*
Battery		70-amp/hr.*	70-amp/hr.*	70-amp/hr.*
Shocks, front and rear		Heavy-duty	Heavy-duty	Heavy-duty
Springs				Heavy-duty rear (8000 GVW)
Stabilizer bar		Front	Front	Front
Tires	H78 x 15-B	7.50 x 16-C 8.00 x 16 5-0	7.50 x 16-D 9.50 x 16 5-0	7.50 x 16-E 9.50 x 16 5-0
Recommended optional equipment				
Engine	360-2bbl V8	401-4bbl V8	401-4bbl V8	401-2bbl V8
Engine cooling	Extra-duty			
Transmission	4-spd. or automatic w/Quadra-Trac	Automatic w/Quadra-Trac	Automatic w/Quadra-Trac	Automatic w/Quadra-Trac
Brakes	Power front disc	Power front disc (Std. J-20)	Power front disc (Std. J-20)	Power front disc (Std. J-20)
Alternator	62-amp			
Battery	70-amp			
Sliding rear window*	•	•	•	•
Mirror arm extensions*	•	•	•	•
Dual low profile mirrors*	•	•	•	•
Auxiliary fuel tank	•	•	•	•
Air conditioning	•	•	•	•
Dual electric horns	•	•	•	•
Custom or Pioneer packages	•	•	•	•

* Included in Camper Special Package (8000 GVW)

Whatever kind of 'rig' you tow, there's a Jeep vehicle made for the job:

- Jeep CJ-5, CJ-7. Great for pulling light trailers or campers to the isolated spots.
- Jeep Cherokee. For the family who enjoys finding their own private vacation spot. Two trailer towing packages are available.
- Jeep Wagoneer. The 'ultimate' 4-wheel drive machine gives you a choice of two towing packages and the luxury you want.
- Jeep Pickup. An extra-hardworking recreation machine. Use it to haul a couple of motorcycles, cab-over camper or a massive fifth-wheeler trailer.

Jeep vehicles are hard to beat for towing a trailer... whether on road or off the beaten track.



CJ-5



J-20

Use these charts to find the Jeep vehicle that's right for you:

Camper Special Package Option

To set you up in style, this special package is available with the J-20 (8,000 GVW) Townside. You'll appreciate the 70 amp/hr. battery and 62 amp alternator that can handle the increased electrical demands on your vehicle.

Plus there's an extra duty cooling system, long-arm dual mirrors and a sliding rear window.

The minimum required equipment includes a 360-2bbl V8 engine (Std.), front stabilizer bar, heavy-duty front and rear shocks, heavy-duty rear springs, 9.50 x 16.5D or 7.50 x 16E tires and a 4-speed manual or 3-speed automatic transmission.

For the "Fifth-Wheeling" Fans

If you want to haul a roomy fifth-wheeler trailer—the J-20 Jeep Pickup with GVW rating of 6,500 to 8,000 lbs. will take it in style. (See chart.)

Recommended options include: 360-4bbl V8 or 401-4bbl V8 engine, automatic transmission with the Quadra-Trac system, and trailering equipment or the camper package. The "fifth-wheeler" has the room you'll need—but be careful not to exceed the GVW and front and rear axle load ratings when you pack it for your vacation adventure.

1976 Jeep CJ-5 & CJ-7 Trailer Towing Requirements and Recommendations

Trailer specifications			
Class	I	II	III*
Maximum loaded trailer weight	2,000	3,500	5,000
Tongue load limit	300	500	750
Required equipment	Frame or draw bar	Equalizing	Equalizing
Recommended equipment			
Engine	258-1bbl Six (Opt.)	304-2bbl V8 (Opt.)	304-2bbl V8 (Opt.)
Cooling	Std.	Extra-duty (Opt.)	Extra-duty (Opt.)
Transmission	Std.	Std.	Std.
Rear axle ratio	3.54:1	4.09:1 (Opt.)	4.09:1 (Opt.)
Steering	Constant ratio power (Opt.)	Constant ratio power (Opt.)	Constant ratio power (Opt.)
Brakes	Std.	Power (Opt.)	Power (Opt.)
Alternator	Std.	62-amp	70-amp/hr.
Battery	Std.	70 amp/hr.	70 amp/hr.

*Jeep CJ-5 & CJ-7 not recommended for towing Class III trailers at highway speeds.

1976 Jeep Vehicle Design Weight Capacities (pounds)

NEVER OVERLOAD YOUR VEHICLE BEYOND THESE DESIGN CAPACITIES

Model	Gross Vehicle Weight Rating	Front Gross Axle Weight Rating	Rear Gross Axle Weight Rating
CJ-5	3750*	2200	2700
CJ-7	3750*	2200	2700
CHEROKEE	6025	3215	3215
WAGONEER	6025	3215	3215
J-10 PICKUP	6025	3200	3200
J-20 PICKUP	6500	3500	4090
	7200	3500	4700
	8000	3500	5500

*4150 is standard with hardtop, optional for open body or soft top models.


Caution: Jeep will not be responsible for brake performance if the Jeep vehicle and trailer hydraulic brake systems are in any way connected. A separate brake system for all trailers weighing over 1,000 pounds gross is recommended (Local laws should be checked for trailer brake requirements).

1976 Jeep Pickup Trailer Towing Requirements and Recommendations

Trailer specifications					
Model	J-10 & J-20	J-10 & J-20	J-10 & J-20	J-10 & J-20	J-20
Class	I	II	III	IV	5th Wheel
Maximum loaded trailer	2,000	3,500	5,000	7,000*	7,000*
Tongue load limit	300	500	750	1,000*	1,450*
Required minimum equipment					
Hitch	Frame or rear step bumper	Frame or rear step bumper	Equalizing	Equalizing	Cargo bed mounted
Cooling Extra Duty (Opt.)	•	•	•	•	•
Alternator	Std.	Std.	62-amp (Opt.)	62-amp (Opt.)	62-amp (Opt.)
Battery	Std.	Std.	70-amp/hr. (Opt.)	70-amp/hr. (Opt.)	70-amp/hr. (Opt.)
Engine 360-2 bbl V8 (Opt. J-10)	•	•	•	•	•
Axle ratio J-10	3.54 (std.)	3.54 (std.)	4.09 (Opt.)	4.09 (Opt.)	N.A.
J-20	3.73 (std.)	3.73 (std.)	4.09 (Opt.)	4.09 (Opt.)	4.09 (Opt.)
			3.73 (w/401)	3.73 (w/401)	3.73 (w/401)
Steering Variable ratio power (Opt.)	•	•	•	•	•
Brakes Power front disc (Opt. J-10)	•	•	•	•	•
Front and rear springs	Std.	Std.	Heavy-duty (Opt.)	Heavy-duty (Opt.)	Heavy-duty (Opt.)
Front and rear shocks	Std.	Std.	Heavy-duty (Opt.)	Heavy-duty (Opt.)	Heavy-duty (Opt.)
Tires J-10 H78 x 15—"B" load range	Std.	Std.	Std.	Std.	Std.
J-20 8.00 x 16.5 Cushion Miller	Std.	Std.	Std.	Std.	Std.
Recommended equipment	I	II	III	IV	5th Wheel
360-4bbl V8	•	•	•	•	•
401-4bbl V8	•	•	•	•	•
Transmission Automatic w/Quadra-Trac	• (Opt.)	• (Opt.)	• (Opt.)	• (Opt.)	• (Opt.)
4-speed manual	•	•	•	•	•
70-amp/hr. battery	•	•	•	•	•
62-amp alternator	•	•	•	•	•
Quadra-Trac with low range	•	•	•	•	•
Axle ratio 4.09:1	•	•	•	•	•

*J-20 (8000 GVW): Maximum loaded trailer weight 10,000 lbs. Tongue load limit 1,200 lbs. for conventional rear mounted trailer. Tongue load limit 2,850 lbs. for bed mounted 5th wheel trailer.

For your selection: 1976 Jeep vehicle exterior colors



1976 JEEP VEHICLE TIRE OPTIONS



A Steel Belted Radials
A tough combination of road gripping traction, stability and puncture protection. Plus long tire mileage and fuel economy.



B Custom Power Cushion Polyglas & Power Cushion '78'
In black wall and white wall respectively, both tires offer good traction, steering and road stability.



C Steel Belted Radial Mud & Snow
All the benefits of steel belted radial tires—long tire mileage, excellent stability and handling—plus the extra traction in snow and mud of this aggressive tread pattern.



D Suburbanite Polyglas and Suburbanite XG Polyglas
Designed for strength this triple tempered polyester cord tire gives good pulling power in mud or snow.



E Cushion Miler
Made with Tufsyn, the toughest, strongest wearing rubber ever used in Goodyear truck tires. The Cushion Miler RV is designed for stability and resistance to side sway.



F Custom Xtra Grip Hi-Miler
A high performance, traction tire with wide lugs for extra pulling power in ice and snow.

1976 JEEP VEHICLE TIRE OPTIONS

	CJ-5/CJ-7	CHEROKEE	WAGONEER	J-10 PICKUP	J-20 PICKUP
Rim size (in.)	6.00 (7.00 with aluminum wheels)	6.00 (7.00 with aluminum wheels)	6.00 (7.00 with aluminum wheels)	6.00 (7.00 with aluminum wheels)	6.00, 6.50 and 6.75
Tire:					
<input type="checkbox"/> A	HR78x15, 1/2 ply, W/W	HR78x15, 1/2 ply, W/W	HR78x15, 1/2 ply, W/W	HR78x15, 1/2 ply, W/W	N/A
<input type="checkbox"/> B	F78x15, 4 ply, B/W*	H78x15, 4 ply, B/W* & W/W	H78x15, 4 ply, B/W* & W/W	H78x15, 4 ply, B/W* & W/W	N/A
<input type="checkbox"/> C	HR78x15, W/W	HR78x15, W/W	HR78x15, W/W	HR78x15, W/W	N/A
<input type="checkbox"/> D	H78x15, 2/4 ply(1)	H78x15, 2/4 ply	H78x15, 2/4 ply	H78x15, 2/4 ply	N/A
<input type="checkbox"/> E	N/A	N/A	N/A	N/A	8.00x16.5, 8 ply, B/W*
<input type="checkbox"/> F	N/A	N/A	N/A	N/A	9.50x16.5, 8 ply

Unless otherwise indicated the tires are available in both white wall and black wall.

*standard tire

1. White wall standard on Renegade

This folder does not constitute an offer or commitment to sell. In order that product improvements may be made at any time, specifications and other data are subject to change without notice. Jeep vehicles meet or exceed all applicable Federal Motor Vehicle Safety Standards at time of manufacture. Some of the Jeep vehicles shown and described in this brochure have optional equipment, available

at extra cost. See your authorized Jeep dealer for prices and model availability for this optional equipment. Jeep does not make the camper bodies or trailers illustrated on these pages. Nor does Jeep do the conversion work illustrated. But your Jeep dealer should know who the manufacturers are and can help you select camper units and the right Jeep vehicle and options to fit

your budget, work specifications and your travel plans.

JEEP, CHEROKEE, QUADRA-TRAC, RENEGADE and WAGONEER are trademarks of Jeep Corporation. Jeep of Canada is a division of American Motors (Canada) Limited.

For your selection: 1976 Jeep vehicle fabric colors

Dark Cocoa Metallic
(N.A. Cherokee Chief)

Classic Black
(N.A. Cherokee Chief)

CJ-5/CJ-7

Wellington Vinyl (Standard.)

Cherokee,
Wagoneer,
and Pickup

Fairway Vinyl (Standard.)

Cherokee
"S"

Diamond Stripe (Standard.)

Pioneer,
Custom Pickup,
and Custom
Wagoneer

Potomac Stripe Fabric (Standard.)

Pioneer,
Custom Pickup,
and Custom
Wagoneer

Sof Touch Vinyl (Optional.)

Levi® Vinyl (Opt. on CJ & standard with Renegade package.)

SELECT THE RIGHT ENGINE

A wide range of engines with two six cylinder and four eight cylinder versions are offered. All powerplants utilize overhead valve configurations, lightweight compact engine block castings and improved intake and exhaust flow designs, just a few reasons why Jeep vehicles can carry the big payload.

Efficient, functional and rugged best describe every 1976 CJ, Cherokee, Wagoneer, and Pickup engine. And that means pound for pound Jeep vehicles have the versatility, maneuverability and excellent performance/economy potential for almost every recreational and work application. Use the following chart to help you decide which engine best suits your particular requirements.

Engine Availability	Pickups				
	CJ-5 & CJ-7	Cherokee	Wagoneer	J-10	J-20
<input type="checkbox"/> 232-1bbl 6 cylinder	Std.	N.A.	N.A.	N.A.	N.A.
<input type="checkbox"/> 258-1bbl 6 cylinder	Opt.	Std.	N.A.	Std.	N.A.
<input type="checkbox"/> 304-2bbl V8	Opt.	N.A.	N.A.	N.A.	N.A.
<input type="checkbox"/> 360-2bbl V8	N.A.	Opt.	Std.	Opt.	Std.
<input type="checkbox"/> 360-4bbl V8	N.A.	Opt.	Opt.	Opt.	Opt.
<input type="checkbox"/> 401-4bbl V8	N.A.	Opt.	Opt.	Opt.	Opt.

Quadra-Trac... Automatic 4-wheel drive

(Questions & Answers)

Quadra-Trac is Jeep's exclusive automatic 4-wheel drive system. No other vehicles have it . . . no other system works quite like it.

How does Quadra-Trac work?

Let's assume you're driving in bad weather or in an off-road situation. You begin to lose traction in one or more wheels and start to get stuck or skid. Quadra-Trac with its unique controlled-slip differential—reacts by automatically distributing engine torque to the axle that has the most traction. These wheels can push or pull your vehicle out of danger. So you have better control, handling and stability:

- On bad roads and slippery surfaces
- In crosswinds and turbulence
- In off-road situations

Is "Quadra-Trac" difficult to operate?

Quadra-Trac is completely automatic. In conventional systems you have to shift levers and get out of the vehicle to "lock wheel hubs" when you want to switch over to 4-wheel drive.

With Quadra-Trac, you have 4-wheel drive when you need it . . . automatically.

Is "Quadra-Trac" noisy?

Quadra-Trac is so smooth and quiet running, you'd probably forget it was there . . . if it wasn't for the improved handling.

What if I pull a trailer?

Great! You'll be amazed at the added stability Quadra-Trac automatically delivers in crosswinds and turbulence caused when trucks or other large vehicles pass you at high speeds. And nothing beats it up steep hills.

(NOTE: An optional low range is available and is recommended for low speeds, high torque demand situations.)

Quadra-Trac could be the most significant option you choose to help you get the most from your 4-wheel drive experience. Naturally, Quadra-Trac is standard equipment on Jeep Wagoneer.



Rear wheels on icy patch?



Front wheels automatically pull you off.



Front wheels in mud?



Rear wheels automatically push you out or back you up.



Driving on slippery wet road?



Traction is automatically distributed to all four wheels.

Jeep "wrote the book" on 4-wheel drive.

CHAPTER ONE



Over 30 Years' Experience

Jeep vehicles were born to tough times. And that earned them a reputation for rugged dependability that's lasted 30 years. When it comes to 4-wheel drive firsts, Jeep vehicles have always been way out front. We still are!

For '76 Jeep introduces: • the new CJ-7 • The tough Cherokee Chief. Jeep "wrote the book" on 4-wheel drive and we're still writing.

CHAPTER TWO



Tough Reputation

Jeep vehicles are built for a hard working life, and that's on some of the world's most rugged terrain. What better recommendation could we make?

We build Jeep vehicles strong with brawny frames, rugged axles, husky springs and suspension, tough transfer cases.

We build them to last and that's why Jeep vehicle resale value has always been high.

And since all Jeep vehicles are 4-wheel drive vehicles, you can be sure that keeping our reputation high is mighty important to us.

CHAPTER THREE



The Jeep Dealer

When you buy a Jeep vehicle, you deal with a man who understands 4-wheeling. Your Jeep Dealer's been there. He's dedicated to the 4-wheel drive experience. And it shows! It shows in service. In his willingness to stand behind each vehicle he sells. And it shows in the care he takes to make

sure your vehicle is prepared—for your needs! He earned his 4-wheel drive expertise by working hard at it.

And he knows how to work hard at making things easier for you!

CHAPTER FOUR



Jeep Vehicle Parts and Service

Your Jeep dealer is dedicated to you, the Jeep vehicle owner. So he's constantly:

- Upgrading shop equipment.
- Keeping up on latest 4-wheel drive innovations and maintenance techniques.

- Taking advantage of Jeep's special mechanic training program.

And if you need a replacement part, it'll be a Jeep approved replacement part—to match your tough machine. When you own a Jeep vehicle you've got an expert at your service!

CHAPTER FIVE



Jeep Owner Care Plan

You have every right to expect your Jeep vehicle to deliver good performance. So your Jeep Dealer promises:

- Careful pre-delivery servicing; road testing for starting, handling, braking and overall performance. And a signed report before he delivers your vehicle.

Jeep Promises:

- Vehicle Identification Card: Identifies you and your vehicle for warranty service from any authorized Jeep dealer. Makes it fast and easy.

- Toll-Free Owner Hotline: We've promised you service and satisfaction. If you have a problem that can't be resolved by your dealer . . . we give you a toll-free number—if you need to use it, you'll get results!

CJ-5
CJ-7



Cherokee
Cherokee "S"
Cherokee Chief



Wagoneer
Custom Wagoneer



Standard Pickup
Custom Pickup
Pioneer

