

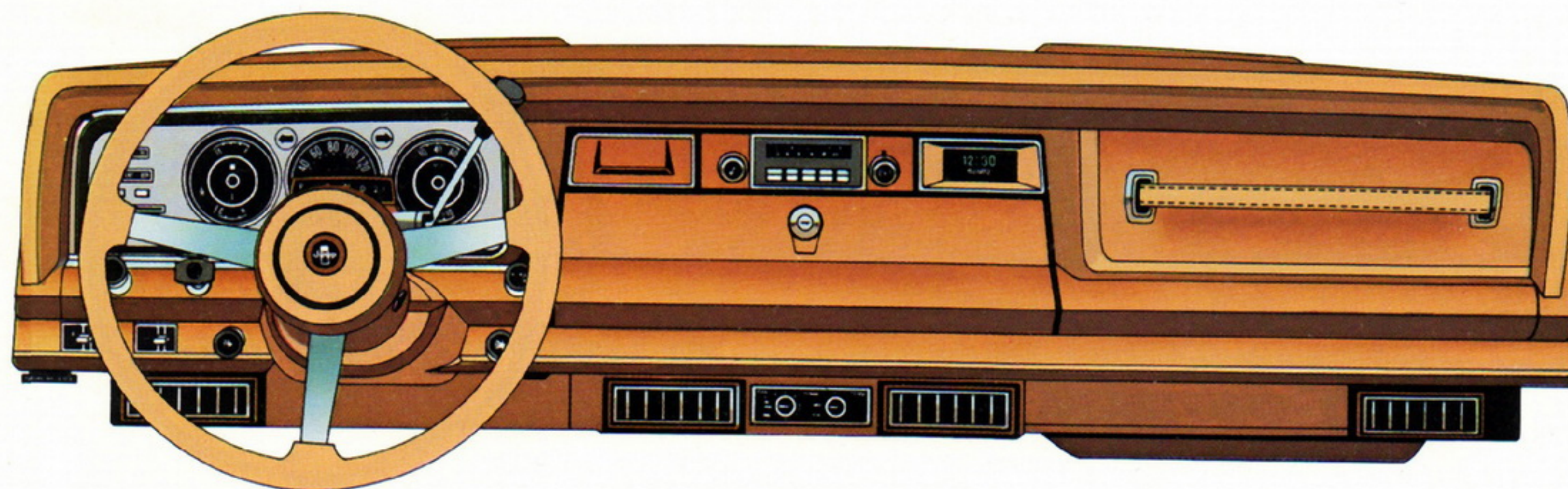
# JEEP CHEROKEE

**T**he six-passenger workhorse,  
built by the unquestioned leader  
in 4-wheel drive vehicles.  
Doing the work that must get done.





## The world's most experienced builder of 4-wheel drive vehicles.



Electronic ignition system (requires no points or condenser)


5.9 litre V-8 (360 CID)\* — 4.2 litre Six (std.)

Automatic transmission with full-time 4-wheel drive transfer case — NP 219 (Quadra-Trac®)\*

Power steering with energy-absorbing steering column\*

Fuel tank — 76.8 litre capacity with standard skid plate

Heavy-duty ladder-type frame



\*Optional

Air conditioning\*

Front stabilizer bar

Power front disc brakes

Massive suspension rated at 2810 kg GVW

Power rear drum brakes

### Durability

Every Jeep Cherokee is designed and built to function well and last under extreme conditions. Durability is built-in, starting with engineering that stresses proven mechanical components and resistance to the corrosive effects of all-condition usage.

Frame and suspension parts are massive and designed for off-road use. Vulnerable areas such as the fuel tank and lines are protected by a steel skid plate. Care and

attention have been given to improving corrosion resistance of critical sheet metal panels. For example, one- or two-sided galvanized steel has been used to form front side sills, lower quarter panels, body hinge pillars, lower body rocker panels, inner and outer wheelhouse panels, front and rear fenders, taillamp mounting plates, inner and outer tailgate and door panels and cowl top ventilator grille. Hot waxes are

applied in hard-to-paint boxed sections on each vehicle. After painting, the body is baked to thoroughly bond the paint to the body surfaces. Even frame and suspension parts are heavily coated to minimize corrosion.

The world of the 4-wheel drive vehicle is a harsh one. Jeep Cherokee, from the ground up, is constructed in the tradition of every Jeep ever made — strong, dependable, and proud.

**T**he original Jeep® was conceived and built to do the work of war. Tough, hard, dirty work, with little time to be spared on tricky maintenance. Today's Jeep Cherokee remains true to that heritage of durability and dependability and benefits from 40 years of continuous 4-wheel drive development by Jeep Corporation.

If you need a rugged, dependable 4-wheel drive utility vehicle, Jeep Cherokee is the answer. Engineered and built to endure the extreme conditions expected of a working tool, Cherokees are built with a massive frame which supports the world's most sophisticated, yet rugged, drivetrain and suspension. The frame is of welded and riveted construction so it can flex and not break under heavy use. The heavy gauge body panels are simple in shape, stamped with reinforcements, precision mounted to the frame, and thickly coated with corrosion inhibitors. Another measure of the dependable character and durability of Jeep Cherokee is the fact that 96% of all Jeep vehicles built in the last 10 years are still on the road in the U.S. And, to help insure that your Cherokee conforms to Jeep Corporation's exacting quality standards, every Jeep vehicle undergoes a 162-point inspection at the factory.

You can choose from a wide range of driver-passenger comforts, from the basic utility Cherokee, to models with a full range of comfort. Cherokees come in 2-door, 2-door wide-wheel and 4-door models with a choice of engine and transmission combinations. There's a complete list of power assisted and heavy-duty equipment on the adjoining page so you can tailor a Jeep Cherokee to fit your exact needs.

Jeep, for 40 years the recognized leader in hard work vehicles. The Jeep Cherokee — room for 6 plus enclosed cargo area and built in the Jeep tradition.

- 1 Vinyl bucket seats.
- 2 Cherokee snow plow.
- 3 Available tool kit.
- 4 Free wheeling front hubs.
- 5 Brush guard and halogen fog lamps.
- 6 Electric winch.
- 7 Cherokee roof rack.



## Options

### Handling and Performance

- 5.9 litre (360 CID) V-8 engine
- Automatic transmission (available with full- or part-time 4-WD)
- Power steering
- Rear Trac-Lok® differential
- Free wheeling hubs

### Interior and Convenience

- Air conditioning
- Electric rear window defroster
- Tilt steering wheel (automatic transmission)
- Convenience Group: includes digital clock, underhood light, "headlights-on" warning buzzer
- Light Group: includes interior cargo-area light, courtesy lights, glove box light, ashtray light, lighted visor mirror, dome reading light
- Visibility Group: includes remote control (left and right) mirrors and intermittent wipers

- Power tailgate window
- Seat belts
- Cargo area cover, retractable
- Cargo area carpeting and insulation
- Heater and defroster
- Rear-quarter vent windows (2-door)
- "Soft-feel" steering wheel
- Leather-wrapped steering wheel
- Cruise control (requires V-8 engine with automatic transmission)
- Inside spare tire mount and cover
- AM radio
- AM/FM stereo radio
- AM/FM/CB stereo radio
- AM/FM/cassette stereo radio

### Exterior and Appearance

- Luggage rack
- Dual, low-profile mirrors
- Bumper guards (front and rear)
- Bumper guards with nerfing strips (front and rear)
- Brush guard (na – with bumper guards)
- Chrome styled steel wheels
- Forged aluminum styled steel wheels
- Halogen fog lamps

## Heavy-Duty Equipment

- Heavy-duty cooling
- Cold Climate Group
- Heavy-duty suspension
- Soft-ride suspension
- Heavy-duty shocks
- Dual front and heavy-duty rear shocks

## Tire Options

**Suburbanite X-Grip** H78 x 15B tubed blackwall

**Highway** (radial) HR78 x 15B whitewall tubeless

**Ice and Snow** (radial) HR78 x 15C

steel-belted radial whitewall, tubeless

**Tiempo** (radial) P225/75R x 15B steel-belted radial whitewall, tubeless

**Wrangler** (radial) 10R x 15B outline white letter tubeless radials (2-door); P235/75R15 outline white letter tubeless radial (4-door)

## Special Models

Chief and Laredo comfort/trim packages are available on selected Cherokee models. See your authorized Jeep dealer for model availability and prices.

## Trailer Towing

Trailer towing packages are available for your Jeep Cherokee. Your dealer has a list of required and recommended equipment. He can help ensure that your Cherokee is in compliance with all local trailering regulations and requirements.



## Exterior and Interior Colors and Seat Trims

### Standard Exterior Colors

Olympic White	Classic Black	Steel Grey Metallic	Montana Blue
Moonlight Blue	Sherwood Green Metallic	Cameo Tan	Copper Brown Metallic
Autumn Gold	Chestnut Brown Metallic	Dark Brown Metallic	Oriental Red
Vintage Red Metallic	Deep Maroon Metallic		

### Interior Seat Trims (optional trims are available – see your dealer for details)

#### Cara Vinyl – std.

Black	Blue	Beige

#### Coventry Check Fabric – opt. Base 4-Door model (na – all other models)

Black	Blue	Beige	Nutmeg



# S

## pecifications.

Jeep® Cherokee specifications are the result of 40 years' development by Jeep – the world's best known manufacturer of 4-wheel drive vehicles. Each Cherokee is engineered, tested and built

from the ground up to meet specific requirements in 4-wheel drive vehicles and can be configured to meet widely varying requirements, from maximum utility to the most comfort-

able people carrier. Complete vehicle specifications follow.

Not every Cherokee model is available in every country. Talk with your Jeep dealer to determine specific model availability.

### Cherokee Standard Features

#### Exterior

- Bumpers – front and rear, chrome-plated aluminum
- Lights – head, parking, tail and stop, backup, directional signals (with lane changer feature), side safety markers and 4-way hazard flashers
- Mirror – outside (left)
- Trim moldings – bright vent window, windshield, tailgate opening
- Windshield – high-impact resistant glass
- Tinted glass – all windows

#### Interior

- Ashtray – front
- Armrests – front and rear
- Cigar lighter
- Floor covering – color-keyed vinyl (front and rear seat floor area), vinyl cargo area mat
- Gauges – oil, ammeter, temperature, fuel
- Glove box lock
- Mirror – 30.5 cm inside day/night rearview
- Padded instrument panel
- Padded sun visors(2)
- Seats – bucket seats front and full bench rear, 2-door models
- Seats – bench front and rear, 4-door model

#### Functional

- Air cleaner – cellulose-fiber
- Alternator – 12-volt, 63 amp.
- Battery – 12-volt (55-380 cold crank)
- Brakes, service – self-adjusting with split hydraulic system
- Brakes, parking – foot-lever actuated with warning light, operates on rear wheels
- Coolant (engine) – permanent type (50/50 mixture)
- Electronic ignition system
- Exhaust system – single
- Fuel filters – tank and in line at carburetor
- Fuel tank skid plate


- Horns – dual
- Oil filter
- Shocks – front and rear
- Stabilizer bar – front
- Steering column – energy-absorbing with anti-theft ignition, steering and transmission lock (automatic)
- Tools – bumper-type jack, 680 kg capacity; combined wheel wrench and jack handle
- Washers – electric and 2-speed electric wipers
- Wheel trim – full wheel covers (narrow wheel)
- Wide wheels and tires (includes wider axles and flared fenders) (wide-wheel Cherokee)

### Cherokee Standard Specifications

Axle, front	Full floating open end; Gross axle weight rating: 1451 kg (1588 kg wide-wheel Cherokee)
rear	GAWR: 1451 kg
Brakes	Power disc front (30.5 cm rotor); rear drum (27.9 x 5.08 cm)
Clutch	27.9 cm diameter; 716 sq. cm area
Engine	Standard – 4.2 litre (258 CID) OHV Six; 8.0:1 compression ratio Optional – 5.9 litre (360 CID) OHV V-8; 8.25:1 compression ratio
Fuel tank	76.8 litres; 20.3 gallons (skid plate std.)
Glass area	2.86 sq. m (2-dr.); 3.32 sq. m (4-dr.)
Gross vehicle weight	2810 kg
Springs, front	5 leaf 37.7 KiloNewtons/meter rate standard
rear	5 leaf 28.9 KiloNewtons/meter rate standard
Steering	Recirculating ball standard, 24:1 ratio; Variable ratio power optional
Tires	Five H78 x 15B Suburbanite X-Grip blackwall tubeless; wide-wheel 2-door model has five 10 x 15 Tracker A/T outline white letter; wide-wheel 4-door Chief model has five P235/75R15 Wrangler radials
Transfer case	2-speed NP 208 standard with 2.62:1 low range gear reduction; Quadra-Trac® full-time automatic 4-wheel drive optional
Transmission	Fully synchronized 4-speed floor shift (manual) standard; column-mounted automatic optional
Wheels	Five 38.1 x 15.2 cm 6-bolt, 14 cm circle standard; 38.1 x 20.3 cm 6-bolt, 14 cm circle white painted spoked steel wheels standard on wide-wheel models

### Cherokee Dimensions

(Centimeters unless otherwise noted)



#### Exterior

Length	466
Wheelbase	276
Width/ (wide-wheel 2-dr. model)	192/(200)
Height/ (wide-wheel 2-dr. model)	170/(172)
Tread (front/rear)	150/147
(wide-wheel 2-dr. model)	166/158
Overhang (front/rear)	76/114
Min. ground clearance	20
(wide-wheel 2-dr. model)	22
Tailgate opening width	139
Curb to curb turning diameter (meters)/ (wide-wheel 2-dr. model)	11.49/(12.01)

#### Interior

Head room (front/rear)	97/94
Leg room (front/rear)	105/94
Hip room (front/rear)	154/155
Shoulder room (front/rear)	148/148
Cargo volume (m³)	2.69*
Payload capacity (kg):	
2-Door	1090
Wide-wheel	1034
4-Door	1062

\*Rear seat removed

**There's only one Jeep®. We build it.**

**Jeep Corporation**

This folder does not constitute an offer or commitment to sell. In order that product improvements may be made at any time, specifications and other data are subject to change without notice. Some of the Jeep Cherokees shown and described in this brochure have optional equipment, available at extra cost. See your authorized Jeep dealer for prices and model availability for this optional equipment. In order to conform to local regulations, your Jeep® vehicle may differ slightly from those shown in this brochure. Jeep®, Cherokee®, and Quadra-Trac® are trademarks of Jeep Corporation. JEEP CORPORATION, 27777 Franklin Rd., Southfield, Michigan 48034 U.S.A. Telex No. 023-1255, Cable Code AMCENTRINT. 81-CHR-2E.