

Introducing the New Beetle Convertible.

Drivers wanted.® 

Let the outside in.





Comes in extrovert and super-extrovert.

Share the space.





**A** ..... Boot for cloth top



**B** ..... Rear windscreen




**C** ..... Roof activation switch



**D** ..... Top release handle

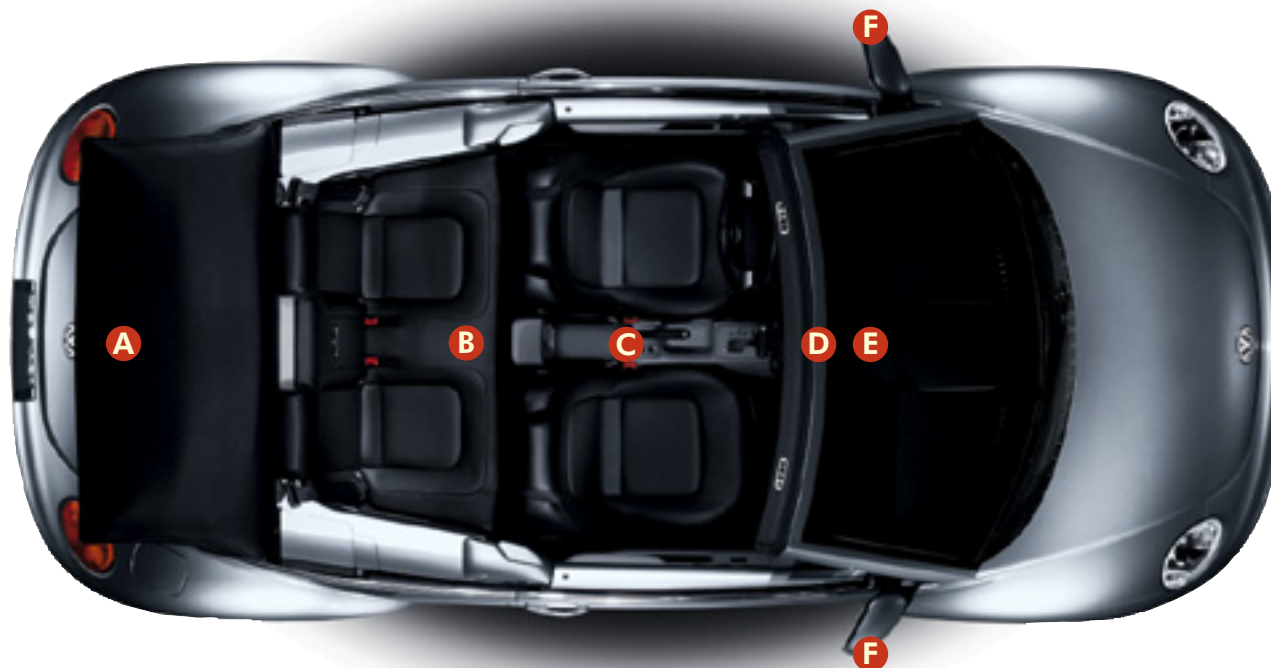


**E** ..... Roof status  
animated display




**F** ..... Side mirrors with  
integrated blinkers


Nothing to hide here.




Drivers wanted.® 




Harvest Moon with  
Cream or Black Leatherette



Sundown Orange with  
Black Leatherette




Galactic Blue with  
Cream or Black Leatherette




Aquarius Blue with Black Leatherette


Color




All tops are black except when open.



Black with Cream or Black Leatherette



Mellow Yellow with Black Leatherette



Reflex Silver with  
Gray or Black Leatherette

Everything  
else.

## NEW BEETLE CONVERTIBLE

### Key features

- Integrated antenna in front windshield
- Exterior chrome applications
- Side mirrors with integrated blinkers
- Semi-automatic, power-operated convertible cloth top with defoggable rear glass window
- Driver's side door window switch for simultaneous operation of all windows
- Rearview mirror with integrated clock, temperature and roof active animated display
- Leatherette seating surfaces
- Lockable center armrest
- Lockable rear cargo pass-through
- Rear seat Automatic Rollover Supports™
- Preparation for wind blocker
- Preparation for ski sack

### Optional features

- Monsoon® sound system
- Center armrest 6-disc CD changer (dealer installed option)
- 6-speed automatic transmission with Tiptronic®
- ESP (Electronic Stabilization Program)
- Ski sack
- Windblocker

### COLD WEATHER PACKAGE

- Heatable front seats and heated windshield washer nozzles

### LEATHER PACKAGE

- Cold weather package, three-spoke padded leather-wrapped steering wheel, leather-trimmed seating surfaces, hand brake grip, and shift knob

### TECH SPECS

- 2.0L, 8-valve, 115 hp, 125 lbs-ft torque, 4-cylinder engine
- 1.8L, 20-valve, 150 hp, 162 lbs-ft torque, 4-cylinder Turbo engine (see local dealer for availability)
- 5-speed manual transmission
- 205/55R16H all-season tires on 16-inch alloy wheels

### FUEL CONSUMPTION

(EPA fuel mileages are estimates only)

- |               |                |
|---------------|----------------|
| 2.0 Manual    | 24 city/30 hwy |
| 2.0 Automatic | 22 city/29 hwy |

Drivers wanted.®







Take back the sky.

Check out [vw.com](http://vw.com).

Drivers wanted.® 

Let the sun shine on the legal copy. Volkswagen of America, Inc. believes the information and specifications in this brochure to be correct at the time of viewing. Specifications, standard features, options, fabrics, and colors are subject to change without notice. Some features may be unavailable when your vehicle is built. Some vehicles are pictured with options that may be available at extra cost or may not be available on some models. Ask your dealer about the availability of options and verify that the vehicle you ordered includes the equipment you ordered. Tires are supplied and warranted by their manufacturer. EPA fuel mileages are estimates only. Your fuel consumption may vary. "Volkswagen," the Volkswagen logo, and "New Beetle" are all registered trademarks of Volkswagen AG. "Drivers wanted.®" is a registered trademark of Volkswagen of America, Inc. "Tiptronic" is a registered trademark of Dr. Ing. h.c. F. Porsche AG. For further information regarding the New Beetle Convertible, please call 1-800 DRIVE VW or, like we said above, peruse [vw.com](http://vw.com) some more. It's a pretty cool site. There, that's all corners (un)covered. ©2002 Volkswagen of America, Inc. Printed in U.S.A.