

BMW 6 Series  
Gran Coupé

650i xDrive



The Ultimate  
Driving Experience.®



# THE ALL-NEW BMW 6 SERIES GRAN COUPÉ.

**BMW EfficientDynamics**  
Less emissions. More driving pleasure.



Information Provided by:

**DEALER**  
E-PROCESS

# A SPECIAL MOMENT OF RARE BEAUTY.

The all-new BMW 6 Series Gran Coupé is the expression of nothing less than a desire for perfection. The driving force: curiosity, the courage to think anew and unconditional will. The result: a car that has never been seen in this form, combining pioneering design, uncompromising sportiness and exclusive elegance.



## Editorial

# A PHENOMENON FOR ALL THE SENSES.

The mystical light of the corona, the spellbinding silence of nature – a total solar eclipse stirs all the senses. A magical effect can also be experienced in the new BMW 6 Series Gran Coupé. The flowing lines fascinate the beholder. The high-quality materials cast a beguiling spell. The sound of the powerful engine sets the acoustic tone for the future. Elegance, exclusivity and sportiness combine in a way that can only be described as pioneering – and the effect is impossible to resist.

One thing is immediately apparent. This car is for people who appreciate something special.

For them, BMW has reinvented the coupé, creating a four-door car with irresistible dynamics and aesthetics that re-awaken the joy of driving every day.

➔ [www.bmw.ca/6seriesgrancoupe](http://www.bmw.ca/6seriesgrancoupe)

### Equipment of model shown: BMW 650i Gran Coupé

Engine: BMW TwinPower Turbo eight-cylinder engine	Exterior colour: BMW Individual Frozen Bronze Metallic
Output: 445hp	Upholstery: BMW Individual Opal White
Wheels: 19" W Spoke alloy wheels - Style 423	Full Merino Leather

European model shown.





## TOTALLY EXCEPTIONAL.

**An encounter of timeless fascination.** True beauty is a rarity. When it does reveal itself, it is usually only for a fleeting moment, and often only in special places. The following pages reveal minute-by-minute examples of these phenomena: a total solar eclipse viewed from an observatory and an

automotive dream – the new BMW 6 Series Gran Coupé. Both are unique. The natural wonder, because only in the rarest instances does it appear in complete perfection. And the four-door Coupé, because its sensual lines create such an impressively elegant design.

14:18:19



# SHARP PROFILE.

**A clearly contoured character.** The new BMW 6 Series Gran Coupé is the first four-door coupé from BMW, combining exclusive elegance with agile dynamics in a way that has never been seen before. With this car, BMW is setting a new benchmark in the luxury class. Artfully presented design features such as

the flat proportions, long hood and set-back passenger compartment accentuate the sporty personality of the Gran Coupé – forming a complete work of art that exudes pure individuality.



14:25:01





## FORCE OF ATTRACTION.

**Dynamics that inspire.** One look at the rear section and the sporty genes of the new BMW 6 Series Gran Coupé reveal themselves in all their nuances. The visually low-lying centre of gravity combines with the horizontal and V-shaped lines to create an image of powerful elegance and exciting dynamics.

The light design is equally striking, with the third brake light integrated across the entire width of the rear window. Together with the clearly contoured rear lights, the vehicle is instantly recognizable as the BMW 6 Series Gran Coupé.



Information provided by  
**DEALER**  
BMW PROCESS

14:26:29





## PERFECT FORM.

**Elegant in even the smallest detail.** The stylish lines of the new BMW 6 Series Gran Coupé lead the eye on a journey of discovery. From the dynamic sweep of the Coupé lines and the characteristic BMW Hofmeister kink, your gaze flows through to the sporty rear light design. A further refinement

is the optional matte paintwork in BMW Individual Frozen Bronze Metallic. This gives a very personal touch, harmonizing perfectly with both the lightness of design and the commanding presence of the new BMW 6 Series Gran Coupé.

14:28:41





## STRENGTH IN SILENCE.

**Time for exclusive comfort.** The interior leaves no sense unstimulated. The use of premium materials and first-class workmanship create an exclusive, and very private, space that invites you to linger. The BMW 6 Series Gran Coupé also impresses when it comes to functionality, as demonstrated by the versatility

of the rear. The sporty back seats offer comfortable space for two people and, as a 4+1-seater, the BMW 6 Series Gran Coupé can even carry up to three people for short distances. If required, the back rests of the rear seats can be folded down in a 60:40 configuration.

Information Provided by



14:30:18



## FORWARD VISION.

**The art of the overview.** From the moment you experience the new BMW 6 Series Gran Coupé, you will not want to settle for anything less than its individual luxury and perfect ergonomics. Drivers as well as passengers are entirely at one with the sensual interior design. At the same time, the elegantly

curved centre console divides the space into two private areas for optimum comfort. Comfort that is further increased, for example, by the optional full-colour Head-Up Display. Overall, this car presents a vision of the perfect interior – with a clear view on maximum safety.

14:35:20





## LEADING LIGHT.

**Resolutely forward looking.** Clear structures distinguish the face of the new BMW 6 Series Gran Coupé. Wherever the eye may roam – every square centimetre exudes pure authority. Dynamic flowing lines, the low-lying front and the prominent, centrally located double grille emphasise the self-confident

appearance. Optional Adaptive LED headlights with integrated turning lights and the High Beam Assistant also underscore the typical character of BMW, giving the face a purposeful presence.



## TECHNOLOGY AS ART.

### ■ V8 engine.

BMW engineers have almost achieved the impossible with the newly developed BMW TwinPower Turbo eight-cylinder gasoline engine. Thanks to a combination of two turbochargers, Valvetronic, Double VANOS and High Precision Injection, along with the optimization of further engine components, they have managed to increase performance by over 10% to 445hp. This allows the BMW to develop 480 lb-ft of torque, using this enormous power to accelerate the 650i xDrive Gran Coupé from 0 to 100 km/h in just 4.5 seconds. Equipping it with the Auto Start/Stop function and other BMW EfficientDynamics measures has reduced average fuel consumption by around 17%.



### ■ Adaptive LED headlights.

The new BMW 6 Series Gran Coupé offers an altogether new visual experience with its optional Adaptive LED headlights. The striking, sporty BMW design with the 3D light rings allows light architecture with unique functionality. Double-round headlights project low and high LED beams from the two rings of light. Additionally, the new LED headlights incorporate the mobility of adaptive turning lights and their various illumination options. The integrated High Beam Assistant and the extremely white, high-contrast light generated by LED technology ensure a highly comfortable and safe driving experience.



### ■ Bang & Olufsen Surround Sound system.

On request, the leading name for hi-fi enthusiasts brings sound to the interior of the new BMW 6 Series Gran Coupé that excites and inspires. A total of 16 loudspeakers ensure an overwhelming surround sound experience and revolutionary Dirac Dimensions technology delivers brilliant and impressively natural depth. Additionally, intelligent Acoustic Lens technology creates an audio image that offers a listening experience just like being in a concert hall, from any seat in the car. Your eyes are also treated to the design of the anodized aluminum loudspeaker frames with their special light orchestration.



### ■ A spacious feel.

Exclusive, high-quality, inviting – the interior of the new BMW 6 Series Gran Coupé exudes a sporty and luxurious ambience. Flowing lines give the four-door Coupé a special elegance and the high-quality, detailed workmanship impresses time and again, whether you sit in the front or the rear. And because it is designed as a 4+1-seater, the new BMW 6 Series Gran Coupé can even accommodate five for short journeys. All, of course, enjoy a unique driving experience.



### ■ Full-colour BMW Head-Up Display.

This innovative BMW ConnectedDrive option projects all important information, such as navigation instructions, into the driver's direct field of vision so that an eye can be kept on the traffic at all times. Information is projected with crisp clarity and in full colour. In addition to speed and navigation instructions, data from driver assistance systems, such as Lane Departure Warning and Night Vision with Pedestrian Recognition, can also be displayed. The Head-Up Display reduces the frequency with which the driver looks away from the road and to the instrument panel by up to 90 %. In this way, the full-colour Head-Up Display makes an important contribution to active safety in traffic.



## VERSATILE WITH ITS EQUIPMENT, UNIQUE IN ITS DRIVING DYNAMICS – THE NEW BMW 6 SERIES GRAN COUPÉ.



### M Sport package.

The M Sport package offers sportiness in a class of its own with exterior features that emphasize the dynamic heritage of the BMW 6 Series Gran Coupé even further. The front and rear bumpers and side sills of the M Aerodynamics package, for instance, create a particularly sporting impact when combined with 20" M alloywheels, special bodywork colours, dark chrome tailpipes and black painted brake calipers. The M Sport package also has a sport exhaust system that reinforces the powerful overall impression. The sporting character is evident in the passenger compartment, too, with features such as a grippy M leather steering wheel and additional trim elements in aluminum or a distinctive black.



### Wide range of equipment.

The new BMW 6 Series Gran Coupé is a vehicle that meets almost every need. Configure your own new BMW 6 Series Gran Coupé from a wide range of equipment, finishes, upholstery, interior trim and BMW alloy wheels. And should you want your BMW to be even more distinctive when it comes to its equipment, take a look at the tailor-made BMW Individual Composition.

NOTE: Cinnamon Brown Nappa Leather only available with Comfort Seats.



### Wide range of equipment.

20" Double Spoke alloy wheels - Style 373M.



**BMW 650i – BMW TwinPower Turbo eight-cylinder gasoline engine.**

This newly developed BMW engine combines two turbochargers with Valvetronic, Double VANOS and High Precision Injection. The engine has extremely deep power reserves, with torque of 480 lb-ft. With output of 445hp, the new BMW takes just 4.5 seconds\* to accelerate from 0 to 100 km/h.

\*Preliminary information.



**BMW EfficientDynamics.**

This multi-award winning technology package incorporates a host of innovative measures for production models. It reduces fuel consumption and CO<sub>2</sub> emissions, while at the same time increasing performance and dynamics. This is ensured by the 8-speed sport automatic transmission equipped with the Auto Start/Stop function and further measures such as ECO PRO mode and Brake Energy Regeneration.

**Chassis.**

The intelligent xDrive All-Wheel Drive system allows the new BMW 6 Series Gran Coupé 650i xDrive to adapt perfectly to difficult road conditions by always offering maximum traction and directional stability. The optional Adaptive Drive system combines the two active chassis control systems, Active Roll Stabilization and Dynamic Damp Control. These ensure the greatest travelling comfort thanks to reduced body roll and shock absorber settings that are individually selectable via the Driving Experience button.



## Exterior colours.



■ **Non-metallic** 668 Jet Black



□ **Metallic** A52 Space Grey



■ **Non-metallic** 300 Alpine White



□ **Metallic** A92 Orion Silver



□ **Non-metallic** 405 Imola Red<sup>1</sup>



□ **Metallic** A82 Vermilion Red



□ **Metallic** A96 Mineral White



□ **Metallic** A76 Deep Sea Blue



□ **Metallic** 475 Sapphire Black



□ **Metallic** A17 Havanna



□ **Metallic** 354 Titanium Silver



□ **Metallic** 416 Carbon Black<sup>1</sup>



BMW Individual




□ **BMW Individual**  
X02 Citrin Black Metallic



□ **BMW Individual**  
X03 Ruby Black Metallic



□ **BMW Individual**  
X10 Tanzanite Blue Metallic



□ **BMW Individual**  
X04 Moonstone Metallic



□ **BMW Individual**  
X11 Frozen Bronze Metallic

## Interior colours/ BMW Individual roofliner.



□ Black




□ Ivory White



BMW Individual




□ **BMW Individual roofliner**  
X05 Alcantara Platinum or  
Champagne



□ **BMW Individual roofliner**  
X05/776 Alcantara Amaro  
Brown or Anthracite

## Contrasting stitching.



□ **Contrasting stitching**  
4KS Vermilion Red



□ **Contrasting stitching**  
4KS Ivory White



□ **Contrasting stitching**  
4KS Cinnamon




□ **Contrasting stitching**  
4KS Grey

## Upholstery colours.




■ **Dakota Leather**  
LCSW Black



□ **Extended Nappa Leather**  
NASW Black



■ **Dakota Leather**  
LCEX Ivory White



□ **Extended Nappa Leather**  
NAEV Ivory White



■ **Dakota Leather**  
LCEZ Cinnamon



□ **Extended Nappa Leather**  
NAEZ Cinnamon



□ **Extended Nappa Leather**  
NABY Vermilion Red



BMW Individual



□ **BMW Individual**  
**Full Merino Leather**  
ZBOB²/ZBOW Opal White



□ **BMW Individual**  
**Full Merino Leather**  
ZBC8 Platinum



□ **BMW Individual**  
**Full Merino Leather**  
ZBP6 Champagne



□ **BMW Individual**  
**Full Merino Leather**  
ZBP5 Amaro Brown



□ **BMW Individual**  
**Full Merino Leather**  
ZBWT Chihua Brown

## Interior trim.



■ 4AT Black, high-gloss



BMW Individual



□ 4AS Fine-wood trim  
Poplar Grain Grey




□ **BMW Individual**  
XEX Fine-wood trim  
Ash Grain White



□ 4CV Fine-wood trim  
American Oak



□ **BMW Individual**  
XE5 Fine-wood trim  
Plane Auburn, dark



□ 4MR Aluminum Hexagon¹



□ **BMW Individual**  
XE7 Piano Black

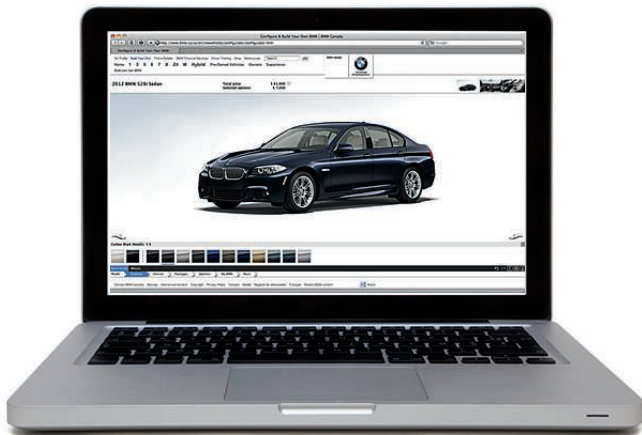
<sup>1</sup> Only available in conjunction with M Sport package.

<sup>2</sup> Contrasting stitching, piping, upper instrument panel, upper door trim, lower door panels and centre armrest in Amaro Brown.

The following pages show the colours and materials available for the new BMW 6 Series Gran Coupé. Use them to identify your favourite colours or compare various combinations. These colour samples are meant to give a first impression of paints and materials. Experience has shown, however, that printed versions of paint, upholstery colours and interior trims cannot in all cases faithfully reproduce the appearance of the originals. We therefore recommend that you consult your BMW Retailer on your preferred colour choices. They will be happy to show you samples and assist with special requests.



## BUILD YOUR OWN BMW – AT BMW.CA/BYO.



At BMW, we believe that the Ultimate Driving Experience is unique. That's why BMW offers one of the widest model ranges of any luxury automotive manufacturer. And each BMW model offers its own universe of personalizing possibilities.

Want to learn more? It's easy to get the latest information on your favourite BMW model. Simply visit **bmw.ca** and click on the BMW model of your choice. Select **Downloads** to see all the standard features and available options and packages, as well as technical specifications.

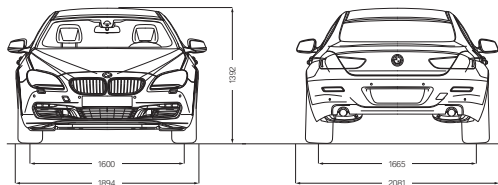
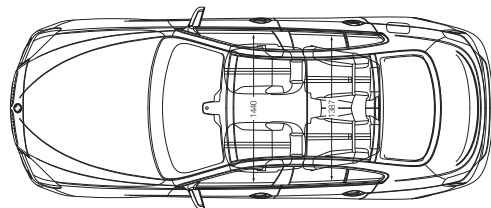
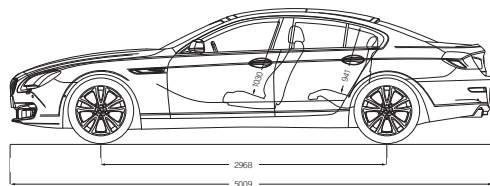
You can customize the exact BMW model that fulfills your needs by clicking on **"Build Your Own."** Here you'll be able to select from among the many interior and exterior colours and trims, personalizing options and value-added packages. Build a BMW model that reflects your style, then view it in 360° detail. At the press of a button, see payment and financing options, get a same-day quote, download a product brochure and even schedule a test drive. BMW makes it easier than ever to make your ultimate driving dreams come true, at **bmw.ca/byo**.



Technical Data		650i xDrive
<b>Engine</b>		
Cylinders/valves		8/4
Capacity	cm <sup>3</sup>	4395
Stroke/bore	mm	88.3/89.0
Maximum output/speed	hp/rpm	445/5500–6000
Maximum torque/speed	lb-ft/rpm	480/2000–4500
Compression ratio	:1	10.0

<b>Performance</b>		
Top speed	km/h	250 <sup>1</sup>
Acceleration 0–100 km/h	s	4.5 <sup>2</sup>

<sup>1</sup> Electronically limited.  
<sup>2</sup> Preliminary information.



Information provided by BMW Group USA, LLC. All dimensions in the technical drawings are given in millimetres.  
 Luggage compartment capacity approximately 460 litres.





The Ultimate  
Driving Experience.®

[www.bmw.ca](http://www.bmw.ca)



All specifications, standard features, accessories, equipment, options, fabrics, and colours are based on product information available at the time of printing. BMW reserves the right to revise specifications at any time, without notice. Illustrations are representative only. BMW may determine the Model Year designation of its vehicles. Models may be shown with features, accessories, equipment, options, fabrics, and/or colours not available in Canada, or available only at extra cost, or available only on particular models. While BMW takes care to ensure that the information contained in this brochure is accurate, it cannot guarantee complete accuracy. BMW is not responsible for errors or omissions contained in this brochure. Further information about the products shown in this brochure can be obtained from your authorized BMW Retailer and at [www.bmw.ca](http://www.bmw.ca). Printed 2012.

©2012 BMW Canada Inc. "BMW", the BMW logo, BMW model designations and all other BMW related marks, images and symbols are the exclusive properties and/or trademarks of BMW AG, used under licence.

BMW recommends **Castrol** **EDGE**



411006 409 261 2012 BB. Printed in Germany 2012.

