

SC 400 ENGINE

Type	90° V8, aluminum block and heads
Displacement	4.0 liters (242 cubic inches)
Valvetrain	Four cam, four valves per cylinder
Compression Ratio	10.0:1
Horsepower at RPM	250 hp @ 5,600
Torque at RPM	260 lb-ft @ 4,400

SC 300 ENGINE


Type	In-line 6, iron block, aluminum head
Displacement	3.0 liters (183 cubic inches)
Valvetrain	Twin cam, four valves per cylinder
Compression Ratio	10.0:1
Horsepower at RPM	225 hp @ 6,000
Torque at RPM	210 lb-ft @ 4,800

DRIVETRAIN

Transmission	SC 400: Four-speed automatic Electronically Controlled Transmission with intelligence (ECT-i). Overdrive fourth gear, dual shift programs, engine/transmission networking, torque converter. SC 300: Five-speed manual overdrive transmission. Optional: Four-speed automatic Electronically Controlled Transmission (ECT). Overdrive fourth gear, dual shift programs, engine/transmission networking, torque converter.
Drive Wheels	Rear, with optional Traction Control (TRAC) (automatic transmission only)
Final Drive Ratio	3.92:1 (SC 400) 4.08:1 (SC 300 manual transmission) 4.27:1 (SC 300 automatic transmission)

BODY,
DIMENSIONS

Type	Four-passenger luxury sport coupe
Construction	Welded-steel unibody
Overall Length	191.1 in
Width	70.5 in
Height	52.6 in
Wheelbase	105.9 in
Ground Clearance	4.9 in
Curb Weight	3,616 lb (SC 400) 3,506 lb (SC 300 manual transmission) 3,528 lb (SC 300 automatic transmission)
Fuel-tank Capacity	20.6 gallons
Trunk Capacity	9.3 cubic feet
Headroom	38.3/36.1 in (front/rear) 36.9/35.6 in (front/rear) with available moonroof
Legroom	44.1/27.2 in (front/rear)
Shoulder Room	56.0/52.7 in (front/rear)



1994 LEXUS **SC** Specifications (Continued)

CHASSIS

Suspension	<p>Front: Independent, double-wishbone, coil springs, gas-pressurized shock absorbers, stabilizer bar. Anti-dive and anti-squat geometry.</p> <p>Rear: Independent, double-wishbone, coil springs, gas-pressurized shock absorbers, strut rods, stabilizer bar. Anti-dive and anti-squat geometry.</p>
Steering	Vehicle-speed-sensing, progressive power-assisted rack-and-pinion. 3.1 turns, lock to lock.
Brakes	Four-wheel vented, power-assisted discs, with four-sensor, three-channel Anti-lock Braking System (ABS) (Four-sensor, 4-channel with optional Traction Control). SC400: 11.7-in (front), 12.1-in (rear) discs. SC 300: 10.8-in (front), 11.5-in (rear) discs.
Wheels	<p>SC 400: 16 x 7.0-in alloy wheels</p> <p>SC 300: 15 x 6.5-in alloy wheels</p>
Original Equipment Tires	<p>SC 400: Summer Bridgestone Potenza RE93 P225/55R16 94V (Code: 021-172) or Summer Goodyear Eagle GS-D P225/55R16 93V (Code: 739-424-524-03) or All-Season Goodyear Eagle GT +4A P225/55R16 94V (Code: 104-085-424-00). Full-size spare with steel wheel.</p> <p>SC 300: Summer Bridgestone Potenza RE88 3WTL P215/60R15 93V (Code: 135-402). Full-size spare with steel wheel.</p>

PERFORMANCE

0-60 MPH Acceleration	SC 400: 6.9 seconds ¹ SC 300: 7.4 seconds ¹
1/4-Mile Acceleration	SC 400: 15.3 seconds ¹ SC 300: 15.6 seconds ¹
Top Track Speed	SC 400: 150 mph ¹ SC 300: 146 mph ¹
Estimated Fuel Consumption	SC 400: 18/23 mpg city/highway ² SC 300 Manual: 18/23 mpg city/hwy ² SC 300 Automatic: 17/23 mpg city/hwy ²
Aerodynamic Drag Coefficient	0.32 (0.31 with rear spoiler)
Turning Circle (curb-to-curb)	36.1 ft

TOTAL UNITS PRODUCED

SC 400	3,675
SC 300 Manual Transmission	227
SC 300 Automatic Transmission	1,978
Total	<u>5,880</u>


DISCLAIMERS

1994 LEXUS **SC** Original Pricing and Options

PRICING	<u>Code</u>	<u>Description</u>	<u>Manufacturer's Suggested Retail Price (MSRP) ⁴</u>
	9220	SC 400 Luxury Sport Coupe, 4-Speed Automatic Transmission	\$ 45,570
	9230	SC 400 Luxury Sport Coupe, 4-Speed Automatic Transmission, equipped with CA/NY Emissions	45,570
	9200	SC 300 Luxury Sport Coupe, 4-Speed Automatic Transmission	39,370
	9210	SC 300 Luxury Sport Coupe, 4-Speed Automatic Transmission, equipped with CA/NY Emissions	39,370
	9201	SC 300 Luxury Sport Coupe, 5-Speed Manual Transmission	38,470
	9211	SC 300 Luxury Sport Coupe, 5-Speed Manual Transmission, equipped with CA/NY Emissions	38,470
		Options	
	DC	Remote 12-CD Auto-Changer	1,000
	FT	All-Season Tires	No Charge
	HH	SC 300 Manual: Heated Front Seats, requires LA	400
	LA	SC 300: Leather Trim Package and Memory System	1,800
	NK	Lexus/Nakamichi® Premium Audio System, SC 300 requires DC and LA, SC 400 requires DC	1,100
	RF	SC 400: Color-Keyed Rear Spoiler with LED High-Mount Stop Lamp	400
	SR	Power Moonroof	900
	TN	SC 300 Automatic: Traction Control System (TRAC) with Heated Front Seats, requires LA	1,800
	TN	SC 400: Traction Control System (TRAC) with Heated Front Seats	1,800

⁴The vehicle MSRP at launch included Delivery, Processing, and Handling fee. The Delivery, Processing, and Handling Fee was based on the value of the processing, handling and delivery services provided by Lexus and Lexus' overall pricing strategy. Federal, state, and local taxes, and advertising fees, if any, were additional. Prices included pre-delivery services. Suggested prices: These guidelines were provided by Lexus. The dealer was free to establish its own selling price, margin, or profit level.


EXTERIOR COLORS




DIAMOND WHITE PEARL
051



GARNET PEARL
3K3




GRAPHITE METALLIC
182



SANDSTONE BEIGE METALLIC
4K9



ROYAL JADE PEARL
6M2



SILVER SPRUCE METALLIC
6M3



MIDNIGHT INDIGO PEARL
8J5



BLACK ONYX
202

Color information courtesy of BASF Corporation.