

**SC 400 ENGINE**

<b>Type</b>	90° V8, aluminum block and heads
<b>Displacement</b>	4.0 liters (242 cubic inches)
<b>Valvetrain</b>	Four cam, four valves per cylinder
<b>Compression Ratio</b>	10.4:1
<b>Horsepower at RPM</b>	260 hp @ 5,300
<b>Torque at RPM</b>	270 lb-ft @ 4,500

**SC 300 ENGINE**


<b>Type</b>	In-line 6, iron block, aluminum head
<b>Displacement</b>	3.0 liters (183 cubic inches)
<b>Valvetrain</b>	Twin cam, four valves per cylinder
<b>Compression Ratio</b>	10.0:1
<b>Horsepower at RPM</b>	225 hp @ 6,000
<b>Torque at RPM</b>	210 lb-ft @ 4,800

**DRIVETRAIN**

<b>Transmission</b>	SC 400: Four-speed automatic Electronically Controlled Transmission with intelligence (ECT-i). Overdrive fourth gear, dual shift programs, engine/transmission networking, lockup torque converter.  SC 300: Five-speed manual overdrive transmission. Optional: Four-speed automatic Electronically Controlled Transmission (ECT). Overdrive fourth gear, dual shift programs, engine/transmission networking, lockup torque converter.
<b>Drive Wheels</b>	Rear, with optional Traction Control (TRAC). (TRAC not available with manual transmission)
<b>Final Drive Ratio</b>	3.92:1 (SC 400) 4.08:1 (SC 300 manual transmission) 4.27:1 (SC 300 automatic transmission)

**BODY, DIMENSIONS**

<b>Type</b>	Four-passenger luxury sport coupe
<b>Construction</b>	Welded-steel unibody
<b>Overall Length</b>	191.1 in
<b>Width</b>	70.5 in
<b>Height</b>	53.2 in
<b>Wheelbase</b>	105.9 in
<b>Ground Clearance</b>	5.1 in
<b>Curb Weight</b>	3,610 lb (SC 400) 3,549 lb (SC 300 manual transmission) 3,560 lb (SC 300 automatic transmission)
<b>Fuel-tank Capacity</b>	20.6 gallons
<b>Trunk Capacity</b>	9.3 cubic feet
<b>Headroom</b>	38.3/36.1 in (front/rear) (36.7/36.1 in with available moonroof)
<b>Legroom</b>	44.1/27.2 in (front/rear)
<b>Shoulder Room</b>	56.0/52.7 in (front/rear)



CHASSIS

<b>Suspension</b>	<p>Front: Independent, double-wishbone, coil springs, gas-pressurized shock absorbers, stabilizer bar. Anti-dive and anti-squat geometry.</p> <p>Rear: Independent, double-wishbone, coil springs, gas-pressurized shock absorbers, dual links, strut rods, stabilizer bar. Anti-dive and anti-squat geometry.</p>
<b>Steering</b>	Vehicle-speed-sensing, progressive power-assisted rack-and-pinion. 3.1 turns, lock to lock.
<b>Brakes</b>	Four-wheel vented, power-assisted discs, with four-sensor, three-channel Anti-lock Braking System (ABS). SC 400: 11.6-in (front), 12.0-in (rear) discs. SC 300: 10.8-in (front), 11.4-in (rear) discs.
<b>Wheels</b>	SC 400: 16 x 7.0-in alloy wheels SC 300: 16 x 6.5-in alloy wheels
<b>Original Equipment Tires</b>	<p>SC 400: Summer Bridgestone Potenza RE93 P225/55R16 94V (Code: 021-172) or Summer Goodyear Eagle GS-D P225/55R16 93V (Code: 739-424-524-05) or All-Season Goodyear Eagle GT +4A P225/55R16 94V (Code: 104-085-424-00). Full-size spare with steel wheel.</p> <p>SC 300: Summer Bridgestone Potenza RE93 P225/55R16 94V (Code: 021-172) or Summer Goodyear Eagle GS-D P225/55R16 94V (Code: 739-424-524-05) or Summer Michelin HX MXM P225/55R16 94V (Code: 64654) or All-Season Goodyear Eagle GT +4A P225/55R16 94V (Code: 104-085-424-OW). Full-size spare with steel wheel.</p>

PERFORMANCE

<b>0-60 MPH Acceleration</b>	SC 400: 6.8 seconds <sup>1</sup> SC 300: 7.5 seconds <sup>1</sup>
<b>1/4-Mile Acceleration</b>	SC 400: 15.3 seconds <sup>1</sup> SC 300: 15.7 seconds <sup>1</sup>
<b>Top Track Speed</b>	SC 400: 149 mph <sup>1</sup> SC 300: 146 mph <sup>1</sup>
<b>Estimated Fuel Consumption</b>	SC 400: 18/23 mpg city/highway <sup>2</sup> SC 300 Manual: 19/24 mpg city/hwy <sup>2</sup> SC 300 Automatic: 18/24 mpg city/hwy <sup>2</sup>
<b>Aerodynamic Drag Coefficient</b>	0.32 (0.31 with optional rear spoiler)
<b>Turning Circle (curb-to-curb)</b>	36.1 ft

TOTAL UNITS PRODUCED

<b>SC 400</b>	2,413
<b>SC 300 Manual Transmission</b>	232
<b>SC 300 Automatic Transmission</b>	<u>2,118</u>
<b>Total</b>	<u><u>4,763</u></u>

DISCLAIMERS

<sup>1</sup>Performance capacity figures are for comparison only and were obtained with prototype vehicles by professional drivers using special safety equipment and procedures. Do not attempt.

<sup>2</sup>SC 400: Actual mileage will vary with options, driving conditions, driving habits and vehicle's condition. Results reported to EPA indicate that the majority of vehicles with these estimates will achieve between 15 and 21 mpg in the city and between 19 and 27 mpg on the highway. (See [www.fueleconomy.gov](http://www.fueleconomy.gov).)


SC 300 (manual transmission/automatic transmission) : Actual mileage will vary with options, driving conditions, driving habits and vehicle's condition. Results reported to EPA indicate that the majority of vehicles with these estimates will achieve between 16/15 and 22/21 mpg in the city and between 20 and 28 mpg on the highway. (See [www.fueleconomy.gov](http://www.fueleconomy.gov).)

PRICING


<u>Code</u>	<u>Description</u>	<u>Manufacturer's Suggested Retail Price (MSRP)<sup>4</sup></u>
9220	SC 400 Luxury Sport Coupe, 4-Speed Automatic Transmission	\$ 52,895
9230	SC 400 Luxury Sport Coupe, 4-Speed Automatic Transmission, equipped with CA/NY Emissions	52,895
9200	SC 300 Luxury Sport Coupe, 4-Speed Automatic Transmission	44,795
9210	SC 300 Luxury Sport Coupe, 4-Speed Automatic Transmission, equipped with CA/NY Emissions	44,795
9201	SC 300 Luxury Sport Coupe, 5-Speed Manual Transmission	43,895
9211	SC 300 Luxury Sport Coupe, 5-Speed Manual Transmission, equipped with CA/NY Emissions	43,895
<b>Options</b>		
CW	Chrome Wheels	1,700
DC	Remote 12-CD Auto-Changer	1,050
FK	Chrome Wheels with All-Season Tires	1,700
FT	All-Season Tires	No Charge
HH	SC 300 Manual: Heated Front Seats, requires LA	420
LA	SC 300: Leather Trim Package, with Electrochromic Outside Mirrors and Memory System	1,950
NK	Lexus/Nakamichi® Premium Audio System, SC 300 requires DC and LA, SC 400 requires DC	1,200
RF	SC 400: Color-Keyed Rear Spoiler with LED High-Mount Stop Lamp	420
SR	Power Moonroof	950
TN	SC 300 Automatic: Traction Control System (TRAC) with Heated Front Seats, requires FT and LA	1,870
TN	SC 400: Traction Control System (TRAC) with Heated Front Seats, requires FT	1,870

<sup>4</sup>The vehicle MSRP at launch included Delivery, Processing, and Handling fee. The Delivery, Processing, and Handling Fee was based on the value of the processing, handling and delivery services provided by Lexus and Lexus' overall pricing strategy. Federal, state, and local taxes, and advertising fees, if any, were additional. Prices included pre-delivery services. Suggested prices: These guidelines were provided by Lexus. The dealer was free to establish its own selling price, margin, or profit level.

EXTERIOR COLORS



DIAMOND WHITE PEARL  
051



EBONY TEAL PEARL  
6N9




RUBY PEARL  
3L3



STAR SAPPHIRE PEARL  
8L1



MOONSTONE PEARL  
6N0



ALPINE SILVER METALLIC  
199



CASHMERE BEIGE METALLIC  
4M9



BLACK ONYX  
202