

ENGINE

Type	In-line 6, iron block , aluminum head
Displacement	4.5 liters (273 cubic inches)
Valvetrain	Twin cam, four valves per cylinder
Compression Ratio	9.0:1
Horsepower at RPM	212 hp @ 4,600
Torque at RPM	275 lb-ft @ 3,200

DRIVETRAIN

Type	Full-time four-wheel drive with locking center differential. Limited-slip rear differential. Optional locking front and rear differentials.
Transmission	Four-speed automatic Electronically Controlled Transmission (ECT). Overdrive fourth gear, dual shift programs, engine/transmission networking, lockup torque converter, second-gear start switch.
Transfer Case	Two-speed, 1.00:1/2.49:1, viscous coupling
Final Drive Ratio	4.10:1

BODY,  
DIMENSIONS

Type	Seven-passenger luxury sport-utility
Construction	Welded-steel body on box-section ladder frame
Overall Length	189.8 in
Width	76.0 in
Height	73.6 in
Wheelbase	112.2 in
Ground Clearance	10.8 in
Approach Angle	33 degrees
Departure Angle	22 degrees
Cargo Capacity (max)	90.9 cubic feet (middle seat folded, rear seat removed) <sup>1</sup>
Curb Weight	4,971 lb.
Vehicle Capacity Weight	1,155 lb. <sup>1</sup>
Gross Vehicle Weight Rating	6,400 lb. <sup>1</sup>
Tow Rating (max)	5,000 lb. <sup>2</sup>
Fuel-tank Capacity	25.1 gallons
Headroom	39.1/38.9/36.3 in (front/middle/third row with available moonroof)
Legroom	42.3/34.3/27.3 in (front/middle/third row)
Shoulder Room	61.3/61.1/61.1 in (front/middle/third row)



## 1997 LEXUS **LX** Specifications (Continued)

### CHASSIS

<b>Suspension</b>	Front: Live axle, coil springs, gas-pressurized shock absorbers with rebound springs, stabilizer bar, leading arms, lateral rod.  Rear: Live axle, four trailing links, coil springs, gas-pressurized shock absorbers, stabilizer bar.
<b>Steering</b>	Power-assisted recirculating ball. 3.4 turns, lock to lock.
<b>Brakes</b>	Four-wheel vented, power-assisted discs, with four-sensor Anti-lock Braking System (ABS) and Load Sensitive Proportioning Valve (LSPV). 12.3-in (front), 113.2-in (rear) discs.
<b>Wheels</b>	16 x 8.0-in alloy wheels
<b>Original Equipment Tires</b>	All-Season Michelin LTX M/S P275/70R16 114H (Code: 98835). Full-size spare with alloy wheel.

### PERFORMANCE

<b>0-60 MPH Acceleration</b>	10.8 seconds <sup>3</sup>
<b>1/4-Mile Acceleration</b>	18.1 seconds <sup>3</sup>
<b>Top Track Speed</b>	109 mph (electronically limited) <sup>3</sup>
<b>Estimated Fuel Consumption</b>	13/15 mpg (city/highway) <sup>4</sup>
<b>Aerodynamic Drag Coefficient</b>	Not available
<b>Turning Circle (curb-to-curb)</b>	40.4 ft.

### TOTAL UNITS PRODUCED

<b>Total</b>	9,186
--------------	-------

### DISCLAIMERS


- <sup>1</sup> Cargo and load capacity limited by weight and distribution.
- <sup>2</sup> Before towing, confirm your vehicle and trailer are compatible, hooked up properly and you have all necessary additional equipment. Do not exceed any Weight Ratings and review all instructions and cautions from your trailer hitch manufacturer and Lexus vehicle *Owner's Manual*. Note that the maximum amount you can tow depends on the total weight of any cargo, occupants and available equipment in the vehicle.
- <sup>3</sup> Performance capacity figures are for comparison only and were obtained with prototype vehicles by professional drivers using special safety equipment and procedures. Acceleration times per *Car and Driver* magazine road test, August, 1996. Do not attempt.
- <sup>4</sup> Actual mileage will vary with options, driving conditions, driving habits and vehicle's condition. Results reported to EPA indicate that the majority of vehicles with these estimates will achieve between 11 and 15 mpg in the city and between 12 and 18 mpg on the highway.

## 1997 LEXUS **LX** Original Pricing and Options

PRICING	<u>Code</u>	<u>Description</u>	<u>Manufacturer's Suggested Retail Price (MSRP)<sup>5</sup></u>
	9600	LX 450 Luxury Sport Utility	\$ 48,945
	9610	LX 450 Luxury Sport Utility, equipped with CA/NY Emissions	48,945
		<b>Options</b>	
	DC	Console-Mounted 6-CD Auto-Changer	1,050
	DL	Front and Rear Locking Differentials	900
	SR	Power Moonroof	1,300

<sup>5</sup>The vehicle MSRP at launch included Delivery, Processing, and Handling fee. The Delivery, Processing, and Handling Fee was based on the value of the processing, handling and delivery services provided by Lexus and Lexus' overall pricing strategy. Federal, state, and local taxes, and advertising fees, if any, were additional. Prices included pre-delivery services. Suggested prices: These guidelines were provided by Lexus. The dealer was free to establish its own selling price, margin, or profit level.


**EXTERIOR COLORS**




**CHAMPAGNE PEARL**  
**1B1**



**DARK EMERALD PEARL**  
**6M1**



**CASHMERE BEIGE METALLIC**  
**4M9**



**WHITE**  
**045**



**BLACK ONYX**  
**202**