

GS 400 ENGINE

Type	90° V8, aluminum block and heads, certified Transitional Low Emission Vehicle (T-LEV)
Displacement	4.0 liters (242 cubic inches)
Valvetrain	Four cam, four valves per cylinder, with continuously Variable Valve Timing with intelligence (VVT-i)
Compression Ratio	10.5:1
Horsepower at RPM	300 hp @ 6,000
Torque at RPM	310 lb-ft @ 4,000

GS 300 ENGINE


Type	In-line 6, iron block, aluminum head, certified Low Emission Vehicle (LEV)
Displacement	3.0 liters (183 cubic inches)
Valvetrain	Twin cam, four valves per cylinder, with continuously Variable Valve Timing with intelligence (VVT-i)
Compression Ratio	10.5:1
Horsepower at RPM	220 hp @ 5,800
Torque at RPM	220 lb-ft @ 3,800

DRIVETRAIN

Transmission	Five-speed automatic Electronically Controlled Transmission with intelligence (ECT-i). E-shift (GS 400 only) with controls on steering wheel. Overdrive fifth gear, auto-select shift program, engine/transmission networking, flex-lockup torque converter.
Drive Wheels	Rear, with standard Traction Control (TRAC).
Final Drive Ratio	3.27:1 (GS 400) 3.92:1 (GS 300)

**BODY,
DIMENSIONS**

Type	Five-passenger luxury sedan
Construction	Welded-steel unibody
Overall Length	189.2 in
Width	70.9 in
Height	55.9 in
Wheelbase	110.2 in
Ground Clearance	5.3 in
Curb Weight	3,693 lb (GS 400) 3,638 lb (GS 300)
Fuel-tank Capacity	19.8 gallons
Trunk Capacity	14.8 cubic feet
Headroom	39.0/37.4 in (front/rear) 37.6/36.4 in (front/rear) with available moonroof
Legroom	44.5/34.3 in (front/rear)
Shoulder Room	57.7/56.6 in (front/rear)



CHASSIS

Vehicle Stability Control (VSC)	Integrates Anti-lock Braking System (ABS), Brake Assist and Traction Control (TRAC).
Suspension	<p>Front: Independent, double-wishbone with high-mount upper arm, coil springs, gas-pressurized shock absorbers with internal rebound springs, stabilizer bar.</p> <p>Rear: Independent, double-wishbone with aluminum upper arm and toe-control arm, coil springs, gas-pressurized shock absorbers, stabilizer bar.</p>
Steering	Vehicle-speed-sensing, progressive power-assisted rack-and-pinion. 3.4 turns, lock to lock.
Brakes	Four-wheel power-assisted discs, with four-sensor, four-channel Anti-lock Braking System (ABS) with Brake Assist 11.6-in vented (front), 12.0-in solid (rear) discs.
Wheels	<p>16 x 7.5-in alloy wheels</p> <p>Optional (GS 400): 17 x 8.0-in alloy wheels</p>
Original Equipment Tires¹	<p>GS 400: Summer Michelin Pilot HX MXM P225/55R16 94V (Code: 64654) or All-Season Eagle GT +4A P225/55R16 94V (Code: 104-085-424-OW).</p> <p>Optional: Summer Bridgestone Potenza RE030 P235/45ZR17 (Code: 061-034). Full-size spare with alloy wheel.</p> <p>GS 300: Summer Bridgestone Turanza ER30 P215/60R16 94V (Code: 005-088) or Summer Goodyear Eagle GA P215/60R16 94V (Code: 113-080-440-00). Full-size spare with alloy wheel.</p> <p>Optional: All-Season Dunlop SP Sport 4000 P215/60R16 94V (Code: 0216-54) or All-Season Goodyear Invicta GA-L P215/60R16 94V (Code: 778-080-505).</p>

PERFORMANCE

0-60 MPH Acceleration	GS 400: 5.7 seconds ² GS 300: 7.8 seconds ²
1/4-Mile Acceleration	GS 400: 14.3 seconds ² GS 300: 15.8 seconds ²
Top Track Speed	GS 400: 149 mph (electronically limited) ² GS 300: 144 mph
Estimated Fuel Consumption	GS 400: 17/24 mpg city/highway ³ GS 300: 19/24 mpg city/highway ³
Aerodynamic Drag Coefficient	0.29
Turning Circle (curb-to-curb)	37.1 ft

TOTAL UNITS PRODUCED

GS 400	5,089
GS 300	21,616
Total	<u>26,705</u>

DISCLAIMERS

- ¹17 in. tires are expected to experience greater wear than conventional tires. Tire life may be substantially less than 15,000 miles, depending on driving conditions.
- ²Performance capacity figures are for comparison only and were obtained with prototype vehicles by professional drivers using special safety equipment and procedures. Do not attempt.
- ³GS400: Actual mileage will vary with options, driving conditions, driving habits and vehicle's condition. Results reported to EPA indicate that the majority of vehicles with these estimates will achieve between 14 and 20 mpg in the city and between 20 and 28 mpg on the highway. (See www.fueleconomy.gov.)
- ³GS 300: Actual mileage will vary with options, driving conditions, driving habits and vehicle's condition. Results reported to EPA indicate that the majority of vehicles with these estimates will achieve between 16 and 22 mpg in the city and between 20 and 28 mpg on the highway. (See www.fueleconomy.gov.)

PRICING	Code	Description	Manufacturer's Suggested Retail Price (MSRP) ⁴
	9320	GS 400 Luxury Performance Sedan	\$ 46,500
	9300	GS 300 Luxury Performance Sedan	38,100
		Options	
	CW	Chrome Wheels	1,700
	DC	In-Dash 6-CD Auto-Changer	1,080
	FK	Chrome Wheels with All-Season Tires	1,700
	FT	All-Season Tires	No Charge
	HH	GS 300: Heated Front Seats, requires PM	440
	LA	GS 300: Leather Trim Package with Memory System	1,760
	ND	GS 300: Navigation Package, includes Navigation System, Leather Trim Package with Memory System, 6-CD Auto-Changer, Power Moonroof, Heated Front Seats, Outside Mirrors, Electrochromic Outside Mirrors, and High Intensity Discharge (HID) Headlamps	7,065
	ND	GS 400: Navigation System Package, includes Navigation System, 6-CD Auto-Changer, Power Moonroof, Heated Front Seats, and HID Headlamps	5,305
	NI	GS 300: Nakamichi® Audio System Package, includes Nakamichi Premium Audio, 6-CD Auto-Changer, Leather Trim Package with Memory System, Power Moonroof, Heated Front Seats, Electrochromic Outside Mirrors, and HID Headlamps	6,015
	NI	GS 400: Nakamichi Audio System Package, includes Nakamichi Premium Audio, 6-CD Auto-Changer, Power Moonroof, Heated Front Seats, and HID Headlamps	4,255
	PM	GS 300: Premium Package, includes Leather Trim Package with Memory System, 6-CD Auto-Changer, Electrochromic Outside Mirrors, and Power Moonroof	3,860
	PM	GS 400: Premium Package, 6-CD Auto-Changer, Power Moonroof, Heated Front Seats, and HID Headlamps	3,055
	RF	GS 400: Rear Spoiler, requires PM, NI, or ND	440
	SE	Platinum Series, includes Perforated Leather Trim with Memory System, Bird's-Eye Maple Interior and Shift Knob Trim, 6-CD Auto-Changer, Power Moonroof, Electrochromic Outside Mirrors, Special 7-Spoke Alloy Wheels, Special Chrome Exhaust Tips, Black Pearl Badging, and Special Floor Mats	4,539
	SF	Platinum Series, includes items in SE, plus Heated Front Seats, Nakamichi Premium Audio, HID Headlamps	6,694
	GS	Platinum Series, includes items in SE, plus Heated Front Seats, Navigation System, HID Headlamps	7,744
	SR	Power Tilt and Slide Moonroof with Sunshade	1,020
	TI	GS 400: Upgraded Tire Package with 17" Chrome Wheels	1,915
	TU	GS 400: Upgraded Tire Package with 17" Wheels	215

⁴The vehicle MSRP at launch included Delivery, Processing, and Handling fee. The Delivery, Processing, and Handling Fee was based on the value of the processing, handling and delivery services provided by Lexus and Lexus' overall pricing strategy. Federal, state, and local taxes, and advertising fees, if any, were additional. Prices included pre-delivery services. Suggested prices: These guidelines were provided by Lexus. The dealer was free to establish its own selling price, margin, or profit level.

EXTERIOR COLORS



ANTIQUE BRONZE MICA
4P1




BURNISHED GOLD METALLIC
4P2



CINNABAR PEARL
3N1



SPECTRA BLUE MICA
8M6




MILLENNIUM SILVER METALLIC
1C0



IMPERIAL JADE MICA
6Q7



BLACK ONYX
202



CRYSTAL WHITE
062