

4-Door shown in Alpine Silver Metallic

WHEREVER LIFE LEADS, ECHO CAN GET YOU THERE WITH ADVANCED TECHNOLOGY.

Comfortable to sit in. Lots of fun to drive. Toyota has taken what you want in a car and put it all together — at a surprisingly affordable price. One drive and you'll see for yourself.

HAVE A LOOK AROUND. YOU'LL SEE ECHO IS NOT LIKE OTHER CARS.

ECHO is different. Just look at the dash. The gauges are strategically placed high in a center-mounted instrument cluster so you can find what you need without searching.

STANDARD FEATURES

- Aerodynamic multi-reflector halogen headlamps
- Color-keyed front and rear bumpers and door handles
- Dual black outside mirrors
- Windshield wipers with mist feature
- Tinted glass
- P175/65R14 tires on steel wheels with full wheel covers
- Center instrument cluster with speedometer, fuel gauge, digital LCD odometer with twin tripmeters and warning lights
- Dual sun visors with driver's vanity mirror
- Fabric-trimmed 4-way adjustable front seats with adjustable headrests
- Fabric-trimmed rear seat with adjustable headrests
- Dual sun visors with driver's vanity mirror
- Fabric-trimmed rear seat with adjustable headrests
- Tilt steering wheel
- Driver and front passenger air bag Supplemental Restraint System (SRS)⁴
- Center console storage compartments
- Dual glove compartments
- Dual front and rear cup holders
- Tinted glass
- Deluxe AM/FM ETR with 4 speakers


OPTION PACKAGES

- Upgrade Package #1 — sport fender and rocker panel extensions, black painted B-pillar (4-door models), dual remote outside mirrors, intermittent windshield wipers, digital quartz clock, 60/40 split/fold-down rear seat and power steering
- Upgrade Package #2⁵ — Deluxe 3-in-1 AM/FM ETR/Cassette/CD with 6 speakers, power door locks and CFC-free air conditioning
- All-Weather Guard Package — heavy-duty battery and rear defogger, and rear-seat heater ducts


ADDITIONAL OPTIONS

- Rear spoiler⁶
- Anti-lock Brake System (ABS) — includes Daytime Running Lights (DRL)⁷
- Power steering
- CFC-free air conditioning
- Digital quartz clock
- Power door locks⁵
- Deluxe AM/FM ETR/Cassette with 6 speakers⁵
- Deluxe 3-in-1 AM/FM ETR/Cassette/CD with 6 speakers⁵

COLORS



Satin Gold Metallic



Absolutely Red




Alpine Silver Metallic



Brilliant Blue Pearl




Super White with Warm



Black Sand Pearl



Seafoam Blue Metallic



Electric Green Mica

⁴The Toyota driver, front passenger and front seat-mounted side-impact air bags are Supplemental Restraint Systems (SRS). The driver and front passenger air bags are designed to inflate in a severe frontal collision. The side-impact air bags are designed to inflate in severe side-impact collisions. In all other accidents, the air bags will not inflate. To decrease the risk of injury from a deploying air bag, always wear seatbelts, sit upright in the middle of the seat as far back as possible from the air bag modules and do not lean against the door. Do not put objects in front of an air bag or around the seat-back. Do not use rearward-facing child seats in any front passenger seat. The force of a deploying air bag SRS may cause serious injury or death. Please see your Owner's Manual for further instructions.

⁵Requires Upgrade Package #1.

⁶Requires Upgrade Package #1 or #2.

⁷Requires Upgrade Package #2 or All-Weather Guard Package.

SPECIFICATIONS
Engine

Double overhead cam (DOHC) 16-valve VVT-i 4-cylinder

Displacement 1.5 liters (1,496 cc)

Bore x stroke 75 mm x 84.7 mm

Compression ratio 10.5:1

Valvetrain Double overhead cam (DOHC) 16-valve with Variable Valve Timing with intelligence (VVT-i)

Induction system Multi-point EFI

Ignition system Electronic, with Toyota Direct Ignition system (TDI)

Horsepower 108 hp @ 6,000 rpm

Torque 105 lb.-ft. @ 4,000 rpm

Transmission

5-speed manual overdrive Standard

4-speed electronically controlled transmission (ECT) Available

Suspension

Front Independent MacPherson strut front suspension

Rear Torsion beam rear suspension

Steering Rack-and-pinion with available power-assist

Turning circle 32.6 ft.

Brakes Power-assisted ventilated front disc/rear drum Available Anti-lock Brake System (ABS) — includes Daytime Running Lights (DRL)

Exterior Dimensions (in.)

Overall height 59.4

Overall width 65.4

Overall length 163.2

Wheelbase 93.3

Tread width (front/rear) 56.7/55.9

Ground clearance 5.1

Interior Dimensions front/rear (in.)

Head room 39.8/37.8

Shoulder room

4-Door 51.8/50.7

2-Door 52.3/51.0

Hip room 51.1/51.0

Leg room 41.1/35.2

Seating capacity 5

Weights and Capacities

Curb weight, manual/automatic (lbs.)

4-Door 2,030/2,080

2-Door 2,020/2,070

Passenger volume (cu. ft.)

4-Door 87.4

2-Door 88.0

Cargo volume (cu. ft.) 13.6

Tires

Standard P175/65R14 All-Season tires on steel wheels with full wheel covers

Spare Temporary

Mileage Estimates (mpg city/highway)

Manual 34/41

Automatic 31/38

Some vehicles are shown with available equipment.

Seatbelts should be worn at all times. For details on vehicle specifications, standard features and available equipment in your area, contact your Toyota dealer. A vehicle with particular equipment may not be available at the dealership. Ask your Toyota dealer to help locate a specifically equipped vehicle.

Specifications, standard features and available equipment are based upon information available at the time of printing, are subject to change without notice, are for mainland U.S.A. vehicles only and may differ in the state of Hawaii and in other regions.

1-800-GO-TOYOTA

©1999 Toyota Motor Sales, U.S.A., Inc.