

GS 430 ENGINE

Type	90° V8, aluminum block and heads, certified Ultra-Low Emission Vehicle (U-LEV)
Displacement	4.3 liters (262 cubic inches)
Valvetrain	Four cam, four valves per cylinder, with continuously Variable Valve Timing with intelligence (VVT-i)
Compression Ratio	10.5:1
Horsepower at RPM	300 hp @ 5,600
Torque at RPM	325 lb-ft @ 3,400

GS 300 ENGINE


Type	In-line 6, iron block, aluminum head, certified Low Emission Vehicle (LEV)
Displacement	3.0 liters (183 cubic inches)
Valvetrain	Twin cam, four valves per cylinder, with continuously Variable Valve Timing with intelligence (VVT-i)
Compression Ratio	10.5:1
Horsepower at RPM	220 hp @ 5,800
Torque at RPM	220 lb-ft @ 3,800

DRIVETRAIN

Transmission	Five-speed automatic Electronically Controlled Transmission with intelligence (ECT-i). E-shift (GS 300 only) with controls on steering wheel. Overdrive fifth gear, auto-select shift program, engine/transmission networking, flex-lockup torque converter.
Drive Wheels	Rear, with standard Traction Control (TRAC).
Final Drive Ratio	3.27:1 (GS 430) 3.92:1 (GS 300)

**BODY,
DIMENSIONS**

Type	Five-passenger luxury sedan
Construction	Welded-steel unibody
Overall Length	189.2 in
Width	70.9 in
Height	55.9 in
Wheelbase	110.2 in
Ground Clearance	5.3 in
Curb Weight	3,715 lb (GS 430) 3,650 lb (GS 300)
Fuel-tank Capacity	19.8 gallons
Trunk Capacity	14.8 cubic feet
Headroom	39.0/37.4 in (front/rear) 37.6/36.4 in (front/rear) with available moonroof
Legroom	44.5/34.3 in (front/rear)
Shoulder Room	57.7/56.6 in (front/rear)



CHASSIS

Vehicle Stability Control (VSC)	Integrates Anti-lock Braking System (ABS), Brake Assist and Traction Control (TRAC).
Suspension	<p>Front: Independent, double-wishbone with high-mount upper arm, coil springs, gas-pressurized shock absorbers with internal rebound springs, stabilizer bar.</p> <p>Rear: Independent, double-wishbone with aluminum upper arm and toe-control arm, coil springs, gas-pressurized shock absorbers, stabilizer bar.</p>
Steering	Vehicle-speed-sensing, progressive power-assisted rack-and-pinion. 3.38 turns, lock to lock.
Brakes	Four-wheel power-assisted discs, with four-sensor, four-channel Anti-lock Braking System (ABS) with Brake Assist 11.6-in vented (front), 12.0-in solid (rear) discs.
Wheels	<p>16 x 7.5-in alloy wheels</p> <p>Optional (GS 430): 17 x 8.0-in alloy wheels</p>
Original Equipment Tires¹	<p>GS 430: Summer Michelin Pilot HX MXM P225/55R16 94V (Code: 64654).</p> <p>All-Season Eagle GT +4A P225/55R16 94V (Code: 104-085-424-OW).</p> <p>Optional: Summer Bridgestone Potenza RE030 P235/45ZR17 (Code: 061-034). Full-size spare with alloy wheel.</p> <p>GS 300: Summer Bridgestone Turanza ER30 P215/60R16 94V (Code: 005-088) or Summer Goodyear Eagle GA P215/60R16 94V (Code: 113-080-440-00). Full-size spare with alloy wheel.</p> <p>Optional: All-Season Dunlop SP Sport 4000 P215/60R16 94V (Code: 0216-54) or All-Season Goodyear Invicta GA-L P215/60R16 94V (Code: 778-080-505).</p>

PERFORMANCE

0-60 MPH Acceleration	GS 430: 5.8 seconds ² GS 300: 7.8 seconds ²
1/4-Mile Acceleration	GS 430: 14.3 seconds ² GS 300: 15.8 seconds ²
Top Track Speed	GS 430: 149 mph (electronically limited) ² GS 300: 144 mph ²
Estimated Fuel Consumption	GS 430: 18/23 mpg city/highway ³ GS 300: 18/24 mpg city/highway ³
Aerodynamic Drag Coefficient	0.30
Turning Circle (curb-to-curb)	37.1 ft

TOTAL UNITS PRODUCED

GS 430	5,982
GS 300	23,733
Total	<u>29,715</u>

DISCLAIMERS

- ¹17 in. tires are expected to experience greater wear than conventional tires. Tire life may be substantially less than 15,000 miles, depending on driving conditions.
- ²Performance capacity figures are for comparison only and were obtained with prototype vehicles by professional drivers using special safety equipment and procedures. Do not attempt.
- ³GS430: Actual mileage will vary with options, driving conditions, driving habits and vehicle's condition. Results reported to EPA indicate that the majority of vehicles with these estimates will achieve between 15 and 21 mpg in the city and between 19 and 27 mpg on the highway. (See www.fueleconomy.gov.)
- ³GS 300: Actual mileage will vary with options, driving conditions, driving habits and vehicle's condition. Results reported to EPA indicate that the majority of vehicles with these estimates will achieve between 15 and 21 mpg in the city and between 20 and 28 mpg on the highway. (See www.fueleconomy.gov.)

PRICING	Code	Description	Manufacturer's Suggested	
			Retail Price (MSRP) ⁴	
	9320	GS 430 Luxury Performance Sedan	\$	47,880
	9300	GS 300 Luxury Performance Sedan		39,080
		Options		
	CW	Chrome Wheels		1,700
	DC	In-Dash 6-CD Auto-Changer		1,080
	FK	Chrome Wheels with All-Season Tires		1,700
	FT	All-Season Tires	No Charge	
	HH	GS 300: Heated Front Seats, requires PM		440
	LA	GS 300: Leather Trim Package with Memory System		1,660
	LI	GS 300: Mark Levinson® Premium Audio System Package, includes Mark Levinson Premium Audio, 6-CD Auto-Changer, Leather Trim Package with Memory System, Power Moonroof, Heated Front Seats, and High Intensity Discharge (HID) Headlamps		5,965
	LI	GS 430: Mark Levinson Audio System Package, includes Mark Levinson Premium Audio System, 6-CD Auto-Changer, Power Moonroof, and Heated Front Seats		3,770
	ND	GS 300: Navigation Package, includes Navigation System, Leather Trim Package with Memory System, 6-CD Auto-Changer, Power Moonroof, Heated Front Seats, and HID Headlamps		6,715
	ND	GS 430: Navigation System Package, includes Navigation System, 6-CD Auto-Changer, Power Moonroof, and Heated Front Seats		4,520
	NL	GS 300: Navigation/Mark Levinson Package, includes Navigation System, Mark Levinson Premium Audio, 6-CD Auto-Changer, Leather Trim Package with Memory System, Power Moonroof, Heated Front Seats, and HID Headlamps		7,965
	NL	GS 430: Navigation/Mark Levinson Package, includes Navigation System, Mark Levinson Premium Audio, 6-CD Auto-Changer, Power Moonroof, and Heated Front Seats		5,770
	PM	GS 300: Premium Package, includes Leather Trim Package with Memory System, 6-CD Auto-Changer, and Power Moonroof		3,760
	PM	GS 430: Premium Package, 6-CD Auto-Changer, Power Moonroof, and Heated Front Seats		2,520
	RF	GS 430: Rear Spoiler		440
	SR	Power Moonroof		1,020
	TI	GS 430: Upgraded Tire Package with 17" Chrome Wheels		1,915
	TU	GS 430: Upgraded Tire Package with 17" Wheels		215
	WU	GS 430: Wood and Leather Trim Steering Wheel, requires LI, ND, NL, or PM		300

⁴The vehicle MSRP at launch included Delivery, Processing, and Handling fee. The Delivery, Processing, and Handling Fee was based on the value of the processing, handling and delivery services provided by Lexus and Lexus' overall pricing strategy. Federal, state, and local taxes, and advertising fees, if any, were additional. Prices included pre-delivery services. Suggested prices: These guidelines were provided by Lexus. The dealer was free to establish its own selling price, margin, or profit level.

EXTERIOR COLORS



BLACK CHERRY PEARL
3P2




BURNISHED GOLD METALLIC
4P2



CINNABAR PEARL
3N1



BLUE ONYX PEARL
8P8



MILLENNIUM SILVER METALLIC
1C0




MIDNIGHT PINE PEARL
6S6



MYSTIC SEA OPALESCENT
6S5



BLACK ONYX
202



CRYSTAL WHITE
062