

**ENGINE**

<b>Type</b>	90° V8, iron block and aluminum heads, certified Low-Emission Vehicle (LEV)
<b>Displacement</b>	4.7 liters (285 cubic inches)
<b>Valvetrain</b>	Four cam, four valves per cylinder
<b>Compression Ratio</b>	9.6:1
<b>Horsepower at RPM</b>	230 hp @ 4,800
<b>Torque at RPM</b>	320 lb-ft @ 3,400

**DRIVETRAIN**

<b>Type</b>	Full-time four-wheel drive with locking center differential and standard four-wheel Traction Control (TRAC).
<b>Transmission</b>	Four-speed automatic Electronically Controlled Transmission (ECT). Overdrive fourth gear, dual shift programs, engine/transmission networking, lockup torque converter. Auxiliary oil cooler.
<b>Transfer Case</b>	Two-speed, 1.00:1/2.49:1
<b>Final Drive Ratio</b>	4.30:1

**BODY, DIMENSIONS**

<b>Type</b>	Eight-passenger luxury sport-utility
<b>Construction</b>	Welded-steel body on box-section ladder frame
<b>Overall Length</b>	192.5 in
<b>Width</b>	76.4 in
<b>Height</b>	72.8 in (AHC Normal)
<b>Wheelbase</b>	112.2 in
<b>Ground Clearance</b>	9.8 in
<b>Approach Angle</b>	32 degrees (AHC High) 30 degrees (AHC Normal)
<b>Departure Angle</b>	26 degrees (AHC High) 23 degrees (AHC Normal)
<b>Cargo Capacity (max)</b>	90.4 cubic feet (middle seats folded, rear seats removed) <sup>1</sup>
<b>Curb Weight</b>	5,401 lb.
<b>Vehicle Capacity Weight</b>	1,240 lb. <sup>1</sup>
<b>Gross Vehicle Weight Rating</b>	6,860 lb. <sup>1</sup>
<b>Tow Rating (max)</b>	6,500 lb. <sup>2</sup>
<b>Fuel-tank Capacity</b>	25.4 gallons
<b>Headroom</b>	39.1/38.9/36.3 in (front/middle/third row)
<b>Legroom</b>	42.3/34.3/27.3 in (front/middle/third row)
<b>Shoulder Room</b>	61.3/61.1/61.1 in (front/middle/third row)



CHASSIS

<b>Vehicle Stability Control (VSC)</b>	Integrates Anti-lock Braking System (ABS), Brake Assist and Traction Control (TRAC).
<b>Suspension</b>	Adaptive Variable Suspension (AVS) with Adjustable Height Control (AHC) and automatic load leveling.  Front: Independent, double-wishbone with high-mount upper and lower arms, torsion bars, electronically controlled shock absorbers with gas-pressurized control actuator, stabilizer bar.  Rear: Live axle, four trailing links, lateral rod, coil springs, electronically controlled shock absorbers with gas-pressurized control actuator, stabilizer bar.
<b>Steering</b>	Engine-speed-sensing, progressive power-assisted rack-and-pinion. 3.8 turns, lock to lock.
<b>Brakes</b>	Four-wheel vented, power-assisted discs, with four-sensor, four-channel Anti-lock Braking System (ABS) with Brake Assist. Four-piston front calipers. 12.2-in (front), 12.8-in (rear) vented discs.
<b>Wheels</b>	16 x 8.0-in alloy wheels
<b>Original Equipment Tires</b>	All-Season Michelin LTX M/S P275/70R16 114S (Code: 43428). Full-size spare with alloy wheel.

PERFORMANCE

<b>0-60 MPH Acceleration</b>	9.9 seconds <sup>3</sup>
<b>1/4-Mile Acceleration</b>	17.5 seconds <sup>3</sup>
<b>Top Track Speed</b>	109 mph (electronically limited) <sup>3</sup>
<b>Estimated Fuel Consumption</b>	13/16 mpg (city/highway) <sup>4</sup>
<b>Aerodynamic Drag Coefficient</b>	0.40
<b>Turning Circle (curb-to-curb)</b>	39.7 ft.

TOTAL UNITS PRODUCED

<b>Total</b>	9,857
--------------	-------

DISCLAIMERS


- <sup>1</sup> Cargo and load capacity limited by weight and distribution.
- <sup>2</sup> Before towing, confirm your vehicle and trailer are compatible, hooked up properly and you have all necessary additional equipment. Do not exceed any Weight Ratings and review all instructions and cautions from your trailer hitch manufacturer and Lexus vehicle *Owner's Manual*. Note that the maximum amount you can tow depends on the total weight of any cargo, occupants and available equipment in the vehicle.
- <sup>3</sup> Performance capacity figures are for comparison only and were obtained with prototype vehicles by professional drivers using special safety equipment and procedures. Do not attempt.
- <sup>4</sup> Actual mileage will vary with options, driving conditions, driving habits and vehicle's condition. Results reported to EPA indicate that the majority of vehicles with these estimates will achieve between 11 and 15 mpg in the city and between 13 and 19 mpg on the highway.

PRICING

<u>Code</u>	<u>Description</u>	<u>Manufacturer's Suggested Retail Price (MSRP)<sup>5</sup></u>
9620	LX 470 Luxury Sport Utility	\$ 61,930
<b>Options</b>		
FK	Chrome Wheels	1,300
NL	Navigation/Mark Levinson® Package, includes Navigation System and Mark Levinson Premium Audio System with Center Console DVD/CD	4,280
	Auto-Changer	1,280
LV	Mark Levinson Premium Audio System	1,280

<sup>5</sup>The vehicle MSRP at launch included Delivery, Processing, and Handling fee. The Delivery, Processing, and Handling Fee was based on the value of the processing, handling and delivery services provided by Lexus and Lexus' overall pricing strategy. Federal, state, and local taxes, and advertising fees, if any, were additional. Prices included pre-delivery services. Suggested prices: These guidelines were provided by Lexus. The dealer was free to establish its own selling price, margin, or profit level.


**EXTERIOR COLORS**



**GOLDEN PEARL**  
057



**RIVERROCK GREEN MICA**  
1C3




**CASHMERE BEIGE METALLIC**  
4M9



**MYSTIC SEA OPALESCENT**  
6S5



**BLACK ONYX**  
202



**BLUE VAPOR METALLIC**  
8P6