

ENGINE


Type	90° V8, iron block and aluminum heads, certified Low-Emission Vehicle (LEV)
Displacement	4.7 liters (285 cubic inches)
Valvetrain	Four cam, four valves per cylinder
Compression Ratio	9.6:1
Horsepower at RPM	230 hp @ 4,800
Torque at RPM	320 lb-ft @ 3,400

DRIVETRAIN

Type	Full-time four-wheel drive with locking center differential and standard four-wheel Traction Control (TRAC).
Transmission	Four-speed automatic Electronically Controlled Transmission (ECT). Dual shift programs, engine/transmission networking, lockup torque converter. Auxiliary oil cooler.
Transfer Case	Two-speed, 1.00:1/2.49:1
Final Drive Ratio	4.30:1

BODY, DIMENSIONS

Type	Eight-passenger luxury sport-utility
Construction	Welded-steel body on box-section ladder frame
Overall Length	192.5 in
Width	76.4 in
Height	72.8 in (AHC Normal)
Wheelbase	112.2 in
Ground Clearance	9.8 in
Approach Angle	32 degrees (AHC High) 30 degrees (AHC Normal)
Departure Angle	26 degrees (AHC High) 23 degrees (AHC Normal)
Cargo Capacity (max)	90.4 cubic feet (middle seats folded, rear seats removed) ¹
Curb Weight	5,401 lb.
Vehicle Capacity Weight	1,240 lb. ¹
Gross Vehicle Weight Rating	6,860 lb. ¹
Tow Rating (max)	6,500 lb. ²
Fuel-tank Capacity	25.4 gallons
Headroom	39.1/38.9/36.3 in (front/middle/third row)
Legroom	42.3/34.3/27.3 in (front/middle/third row)
Shoulder Room	61.3/61.1/61.1 in (front/middle/third row)



CHASSIS

Vehicle Stability Control (VSC)	Integrates Anti-lock Braking System (ABS), Brake Assist and four-wheel Traction Control (TRAC).
Suspension	Adaptive Variable Suspension (AVS) with Adjustable Height Control (AHC) and automatic load leveling. Front: Independent, double-wishbone with high-mount upper and lower arms, torsion bars, electronically controlled shock absorbers with gas-pressurized control actuator, stabilizer bar. Rear: Live axle, four trailing links, lateral rod, coil springs, electronically controlled shock absorbers with gas-pressurized control actuator, stabilizer bar.
Steering	Engine-speed-sensing, progressive power-assisted rack-and-pinion. 3.8 turns, lock to lock.
Brakes	Four-wheel vented, power-assisted discs, with four-sensor, four-channel Anti-lock Braking System (ABS) with Brake Assist. Four-piston front calipers. 12.2-in (front), 12.8-in (rear) vented discs.
Wheels	16 x 8.0-in alloy wheels
Original Equipment Tires	All-Season: Michelin LTX M/S P275/70R16 114S (Code: 43428). Full-size spare with alloy wheel.

PERFORMANCE

0-60 MPH Acceleration	10.1 seconds ³
1/4-Mile Acceleration	17.9 seconds ³
Top Track Speed	109 mph (electronically limited) ³
Estimated Fuel Consumption	13/16 mpg (city/highway) ⁴
Aerodynamic Drag Coefficient	0.40
Turning Circle (curb-to-curb)	39.7 ft.

TOTAL UNITS PRODUCED

Total	8,663
--------------	-------

DISCLAIMERS


- ¹ Cargo and load capacity limited by weight and distribution.
- ² Before towing, confirm your vehicle and trailer are compatible, hooked up properly and you have all necessary additional equipment. Do not exceed any Weight Ratings and review all instructions and cautions from your trailer hitch manufacturer and Lexus vehicle *Owner's Manual*. Note that the maximum amount you can tow depends on the total weight of any cargo, occupants and available equipment in the vehicle.
- ³ Performance capacity figures are for comparison only and were obtained with prototype vehicles by professional drivers using special safety equipment and procedures. Do not attempt.
- ⁴ Actual mileage will vary with options, driving conditions, driving habits and vehicle's condition. Results reported to EPA indicate that the majority of vehicles with these estimates will achieve between 11 and 15 mpg in the city and between 13 and 19 mpg on the highway.

PRICING

<u>Code</u>	<u>Description</u>	<u>Manufacturer's Suggested Retail Price (MSRP)⁵</u>
9620	LX 470 Luxury Sport Utility	\$ 62,430
Options		
FK	Chrome Wheels	1,300
LV	Mark Levinson® Premium Audio System	1,280

⁵The vehicle MSRP at launch included Delivery, Processing, and Handling fee. The Delivery, Processing, and Handling Fee was based on the value of the processing, handling and delivery services provided by Lexus and Lexus' overall pricing strategy. Federal, state, and local taxes, and advertising fees, if any, were additional. Prices included pre-delivery services. Suggested prices: These guidelines were provided by Lexus. The dealer was free to establish its own selling price, margin, or profit level.

EXTERIOR COLORS



GOLDEN PEARL
057



RIVERROCK GREEN MICA
1C3




CASHMERE BEIGE METALLIC
4M9



MYSTIC SEA OPALESCENT
6S5



BLACK ONYX
202



BLUE VAPOR METALLIC
8P6