



03 LAND CRUISER

Land Cruiser shown in Black with available Roof Rack and Running Board Package and 18" aluminum alloy wheels.

THE MIDDLE OF NOWHERE NEVER LOOKED SO GOOD.

Venture to a place that has no name, where the road has no number and the sand, no footprint. Remove yourself from the world you know, to see the one you don't. Full-time 4-wheel drive with a locking center differential makes your route possible on new available 18" aluminum alloy wheels. The available touch-screen DVD navigation system¹ triangulates your position with orbiting satellites. And TRAC Traction Control along with 9.8 inches of ground clearance will get you past punishing terrain. For 52 years, the rock and earth of a hundred countries has been our test bed. So if you're through with familiar places, strike your own path in the evolved 2003 Toyota Land Cruiser. You'll know when you've arrived.

STANDARD FEATURES¹

- Full-time 4WD system with locking center differential
- Vehicle Skid Control (VSC)²
- TRAC Traction Control
- 10-way driver and 8-way front passenger power-adjustable heated leather-trimmed seats with armrests and adjustable headrests
- Reclining leather-trimmed 60/40 split fold-down second-row bench seat with center armrest and adjustable headrests
- Foldaway/removable leather-trimmed 50/50 split fold-down third-row bench seat with outboard headrests, 3-point seatbelts and 2-point center lap belt
- JBL Premium 3-in-1 AM/FM ETR/Cassette/CD with 6-disc in-dash changer, 7 speakers, 300 watts (maximum output), FM diversity reception and adjustable power antenna
- CFC-free automatic climate control and independent automatic rear climate control system
- Tilt/slide power glass moonroof with sunshade and one-touch open/close operation with pinch protection
- Auto-dimming electrochromic rearview mirror with compass³
- Rear-seat audio system with wireless headphone capability
- Anti-theft system with engine immobilizer
- Anti-lock Brake System (ABS) with Electronic Brake-force Distribution (EBD) and Brake Assist⁴
- Aerodynamic multi-reflector halogen headlamps with Daytime Running Lights (DRL) and auto on/off feature
- Integrated fog lamps
- Color-coordinated front and rear bumpers and body side moldings
- P275/65R17 tires on 5-spoke aluminum alloy wheels
- Front and rear frame-mounted towing hooks
- Front and rear heavy-duty mudguards
- All-Weather Guard Package—includes heavy-duty battery, starter and windshield washer fluid tank; rear-seat heater ducts
- Dual color-keyed power heated outside mirrors
- Privacy glass with UV reduction
- Leather-wrapped steering wheel with audio controls and leather-wrapped shift lever
- Power tilt and telescopic steering wheel
- Driver and front passenger dual sun visors with illuminated vanity mirrors
- Power door locks and windows including power rear quarter windows
- Driver and front passenger two-stage air bag Supplemental Restraint System (SRS)⁵
- Overhead console with HomeLink®6 universal transceiver
- Dual maplights for front- and second-row seats
- Variable intermittent front and intermittent rear wipers
- Key-integrated multi-function remote keyless entry system with panic feature
- Cruise control
- Front and rear door and front seatback storage pockets
- 9 cup holders
- Center console storage area
- 3 auxiliary power outlets (center instrument cluster, console storage area and rear cargo area)
- Multi-information display
- Speedometer, tachometer, coolant temperature, fuel level, oil pressure and voltmeter gauges
- Digital odometer and twin tripmeters
- Air bags, seatbelts, low-fuel level, door-ajar and rear tailgate warning lights



Standard 17" 5-spoke aluminum alloy wheel



Available 18" 5-spoke aluminum alloy wheel

ACCESSORIES

Add a personal touch to your Land Cruiser with Toyota options and accessories. Remember, Toyota vehicles are built with popular option combinations. Not all options are available separately, and some options and accessories may not be available in all regions of the country. So see your Toyota dealer, who can help locate the Land Cruiser that's right for you.

- Front-end mask
- Hood protector
- Rear wind deflector
- Spare tire lock
- Bike rack attachment
- Gold emblems
- Black pearl emblems
- Wheel locks
- Sunroof wind deflector
- Towing receiver hitch
- Towing accessories
- Premium license plate frames by Grenada
- Simulated molded wood dash
- Carpeted floor and cargo mats
- All-weather floor mats
- Cargo net
- Cargo-Logic cargo mat by Nifty Products
- Rear-seat DVD entertainment system¹
- Glass Breakage Sensor (GBS)²

¹Shown with available equipment.

²See Safety Features section for more information on Vehicle Skid Control.

³Without compass on models with navigation system.

⁴See Safety Features section for more information on Toyota's Brake Assist.

⁵The Toyota driver, front passenger, front seat-mounted side-impact and overhead front- and second-row side curtain air bags are Supplemental Restraint Systems (SRS). The driver and front passenger air bags are designed to deploy in severe (usually frontal) collisions where the magnitude and duration of the forward deceleration of the vehicle exceeds the design threshold level. The side-impact and overhead front- and second-row side curtain air bags are designed to inflate in severe side-impact collisions. In all other accidents, the air bags will not inflate. To decrease the risk of injury from a deploying air bag, always wear seatbelts, sit upright in the middle of the seat as far back as possible from the air bag modules and do not lean against the door. Do not put objects in front of an air bag or around the seatback. Do not use rearward-facing child seats in any front passenger seat. The force of a deploying air bag SRS may cause serious injury or death. Please see your Owner's Manual for further instructions.

⁶HomeLink® is a registered trademark of Johnson Controls, Inc.

OPTIONAL PACKAGES

- **Roof Rack and Running Board Package**—includes roof rail with cross bars and running boards
- **Navigation System⁷**—includes touch-screen DVD navigation system with 7" display, integrated audio and climate controls, and JBL Premium AM/FM/Cassette with center console-mounted 6-disc CD/DVD changer, 7 speakers, 300 watts (maximum output), FM diversity reception and adjustable power antenna

ADDITIONAL OPTIONS

- **Driver and front passenger seat-mounted side-impact and overhead front- and second-row sidecurtain air bag Supplemental Restraint Systems (SRS)⁵**
- **P275/60R18 tires on 5-spoke 18" aluminum alloy wheels**


COLORS



Natural White
WITH IVORY OR
SHADOW GRAY INTERIOR



BLACK GARNET PEARL
WITH IVORY OR
SHADOW GRAY INTERIOR




Thunder Cloud
Metallic
WITH SHADOW GRAY
INTERIOR




Imperial Jade Mica
WITH IVORY INTERIOR




GALACTIC GRAY
WITH SHADOW GRAY
INTERIOR



Atlantis Blue Mica
WITH IVORY OR
SHADOW GRAY INTERIOR



SONORA GOLD Pearl
WITH IVORY INTERIOR



Black
WITH IVORY OR
SHADOW GRAY INTERIOR

⁵The Toyota driver, front passenger, front seat-mounted side-impact and overhead front- and second-row side curtain air bags are Supplemental Restraint Systems (SRS). The driver and front passenger air bags are designed to deploy in severe (usually frontal) collisions where the magnitude and duration of the forward deceleration of the vehicle exceeds the design threshold level. The side-impact and overhead front- and second-row side curtain air bags are designed to inflate in severe side-impact collisions. In all other accidents, the air bags will not inflate. To decrease the risk of injury from a deploying air bag, always wear seatbelts, sit upright in the middle of the seat as far back as possible from the air bag modules and do not lean against the door. Do not put objects in front of an air bag or around the seatback. Do not use rearward-facing child seats in any front passenger seat. The force of a deploying air bag SRS may cause serious injury or death. Please see your Owner's Manual for further instructions.

⁷The Toyota touch-screen DVD navigation system is designed to assist in locating an address or point of interest. Discrepancies may be encountered between the system and your actual location. Changes in street names, road closures, traffic flow or other road system changes may affect the accuracy of the mapping software. Rely upon your common sense to decide whether or not to follow a specified route. Detailed coverage not available in every city. Optional periodic geographical updates available at an additional cost. See your navigation system Owner's Manual and your Toyota dealer for further details.

SPECIFICATIONS
Mechanical/Performance

Engine	4.7-liter DOHC 32-valve EFI V8
235 hp @ 4,800 rpm; 320 lb.-ft. @ 3,400 rpm	
Ignition	Electronic, with Toyota Direct Ignition (TDI)
Transmission	5-speed electronically controlled automatic overdrive (ECT) with second-gear start mode and power mode
Body construction	Unitized steel body on 9-member ladder frame
Drivetrain	Full-time 4-wheel-drive system with locking center differential
Suspension	Independent double-wishbone front suspension with torsion bar springs and stabilizer bar; 4-link rear suspension with coil springs, stabilizer bar and semi-floating axle
Steering	Engine speed-sensing power-assisted rack-and-pinion
Turning circle diameter—curb to curb (ft.)	39.7
Brakes	Power-assisted 4-piston front/2-piston rear ventilated disc brakes with hydraulic brake booster with Anti-lock Brake System (ABS) with Electronic Brake-force Distribution (EBD) and Brake Assist ¹ ; ABS operates in high and low ranges
TRAC Traction Control	Standard
Vehicle Skid Control (VSC) ²	Standard

Exterior Dimensions (IN.)

Overall height	73.2
Overall width	76.4
Overall length	192.5
Wheelbase	112.2
Track (front/rear)	63.8/63.6

Interior dimensions front/middle/rear (IN.)

Head room	39.2/39.1/36.4
Shoulder room	62.4/61.2/61.2
Hip room	58.6/57.9/56.3
Leg room	42.3/34.3/27.3
Seating capacity	8

Off-Highway

Skid plates	On front suspension, fuel tank and transfer case
Angle of approach/departure/breakover (degrees)	31/24/24
Minimum running ground clearance (in.)	9.8
Rear axle ratio	4.10:1
Transfer case ratios—2-speed (high/low)	1.0:1/2.488:1

Weights and Capacities

Curb weight (lbs.)	5,390
Gross Vehicle Weight Rating—GVWR (lbs.)	6,860
Payload ³ (lbs.)	1,470
Cargo volume (cu. ft.) behind front/middle/rear seats	90.8/39.2/20.8
Towing capacity ⁴ (lbs.)	6,500
Fuel tank (gal.)	25.4

Tires

Size	P275/65R17
Type	Mud-and-Snow-rated steel-belted radial blackwall
Spare	Full-size with alloy wheel

Mileage Estimates (mpg city/highway)⁵

13/16

¹See Safety Features section for more information on Toyota's Brake Assist.

²See Safety Features section for more information on Vehicle Skid Control.

³Including weight of occupants, equipment and cargo.

⁴Do not exceed the Gross Combined Weight Rating for your vehicle. See your Toyota dealer for GCWR limits and additionally required equipment. Consult your trailer and hitch suppliers to ensure proper hookup.

⁵Preliminary mileage estimates determined by Toyota. Final EPA mileage estimates not available at time of printing. See your Toyota dealer for details. Toyota Land Cruisers are designed to meet most off-road driving requirements. Abusive use may result in bodily harm or damage. Toyota encourages responsible operation to protect you, your vehicle and the environment. Some vehicles are shown with available equipment. Seatbelts should be worn at all times. Please do not allow passengers to ride in the cargo area. Towing receiver hitches/ball mount kits are not intended to provide crash protection.

All information presented herein is based on data available at the time of printing, is subject to change without notice and pertains specifically to mainland U.S.A. vehicles only (may differ in the state of Hawaii, Puerto Rico, the U.S. Virgin Islands and in other regions). Have you logged 100,000, 200,000 or more miles on your Toyota with the original engine, transmission and drivetrain? If you have, give us a call at 1-800-GO-TOYOTA and tell us your story. toyota.com ©2002 Toyota Motor Sales, U.S.A., Inc.