

ENGINE


Type	In-line 6, iron block, aluminum head, certified Low-Emission Vehicle (LEV)
Displacement	3.0 liters (183 cubic inches)
Valvetrain	Twin cam, four valves per cylinder, with continuously Variable Valve Timing with intelligence VVT-i)
Compression Ratio	10.5:1
Horsepower at RPM	215 hp @ 5,800
Torque at RPM	218 lb-ft @ 3,800

DRIVETRAIN

Transmission	Five-speed automatic Electronically Controlled Transmission with intelligence (ECT-i). E-shift on sedan and SportCross with controls on steering wheel. Overdrive fifth gear, engine/transmission networking, flex-lockup torque converter. Five-speed manual (sedan only).
Drive Wheels	Rear, with standard Traction Control (TRAC).
Final Drive Ratio	3.727:1 (manual) / 3.909:1 (automatic)

BODY,
DIMENSIONS

Type	Five-passenger sedan/SportCross
Construction	Welded-steel unibody
Overall Length	Sedan 176.6 in, Sport Cross 177.0 in
Width	67.9 in
Height	Sedan 55.5 in, 56.7 in SportCross
Wheelbase	105.1 in
Ground Clearance	5.3 in
Weight Distribution	Sedan 54%/46% Front/Rear SportCross 53%/47% Front/Rear
Curb Weight	Sedan 3,255 lb (manual) Sedan 3,285 lb (automatic) SportCross 3,410 lb
Fuel-tank Capacity	17.5 gallons
Trunk Capacity	Sedan 10.1 cubic feet SportCross 21.8 cubic feet
Headroom	39.1/37.7 in (front/rear) (37.8/37.3 in with available moonroof)
Legroom	42.7/30.2 in (front/rear)
Shoulder Room	52.6/53.5 in (front/rear)



2005 LEXUS IS Specifications (Continued)

CHASSIS

Vehicle Stability Control (VSC)	Optional: Available only with automatic transmission. Integrates Anti-lock Braking System (ABS), Brake Assist and Traction Control (TRAC).
Suspension	Front: Independent, double-wishbone with A-shaped upper arm, coil springs, gas-pressurized shock absorbers, stabilizer bar. Rear: Independent, double-wishbone with L-shaped aluminum upper arm and toe-control arm, coil springs, gas-pressurized shock absorbers, stabilizer bar.
Steering	Engine-speed-sensing, progressive power-assisted rack-and-pinion. 3.0 turns, lock to lock.
Brakes	Four-wheel power-assisted discs, with four-sensor, four-channel Anti-lock Braking System (ABS) with Electronic Brakeforce Distribution (EBD) and Brake Assist. 11.65-in vented front discs, 12.09-in solid rear discs.
Wheels	17 x 7.0-in alloy wheels 17 x 7.5-in alloy rear wheels on SportCross SportCross: Optional 16" 5-spoke alloy wheels
Original Equipment Tires¹	Sedan: Summer Dunlop SP Sport 8090 P215/45ZR17 (Code: 0235-45) or Summer Bridgestone Potenza RE040 P215/45ZR17 (Code: 112062). SportCross rear tire: P225/45ZR17 (Code: 112127). All-Season Bridgestone Potenza RE92 P215/45ZR17 (Code: 001556). SportCross: Optional All-Season Bridgestone Potenza RE92 P205/55R16 89V (Code: 096121). Full-size spare with alloy wheel.

PERFORMANCE

0-60 MPH Acceleration	6.8 seconds (manual) ² 7.3 seconds (automatic) ² 7.4 seconds (SportCross) ²
1/4-Mile Acceleration	15.1 seconds (manual) ² 15.5 seconds (automatic) ² 15.6 seconds (SportCross) ²
Top Track Speed	143.7 mph ²
Estimated Fuel Consumption	18/24 mpg city/highway (automatic) ³ 18/25 mpg city/highway (manual) ³
Aerodynamic Drag Coefficient	Sedan 0.29 SportCross 0.31
Turning Circle (curb-to-curb)	34.1 ft.

TOTAL UNITS PRODUCED

Sedan (manual)	4,501
Sedan (automatic)	5,487
SportCross	265
Total	<u>10,253</u>

DISCLAIMERS

¹17 in. tires are expected to experience greater wear than conventional tires. Tire life may be substantially less than 20,000 miles, depending on driving conditions.

²Performance capacity figures are for comparison only and were obtained with prototype vehicles by professional drivers using special safety equipment and procedures. Do not attempt.

³Actual mileage will vary with options, driving conditions, driving habits and vehicle's condition. Results reported to EPA indicate that the majority of vehicles with these estimates will achieve between 15 and 21 mpg in the city and between 20 and 28 mpg on the highway (automatic) and between 21 and 29 mpg on the highway (manual). (See www.fueleconomy.gov.)

PRICING


<u>Code</u>	<u>Description</u>	<u>Manufacturer's Suggested Retail Price (MSRP)⁴</u>
9501	IS 300 Luxury Sport Sedan, 5-Speed Manual Transmission	\$ 29,980
9500	IS 300 Luxury Sport Sedan, 5-Speed Automatic Transmission	31,350
9520	IS 300 SportCross, 5-Speed Automatic Transmission	31,350
Options		
AH	Summer Tires with 11-Spoke 17" Wheels	No Charge
AI	All-Season Tires with 11-Spoke 17" Wheels (Sedan Only)	No Charge
AL	17" Graphite Polished 5-Spoke Wheels with Summer tires	400
AY	All Season Tires with 17" 5-Spoke Wheels, sedan only	No Charge
FT	All-Season Tires with 16" Wheels (SportCross Only)	No Charge
HH	Heated Front Seats, requires LA, LS, VK, or VP	440
LA	Sedan: Leather Package, includes Leather Trim Interior, 8-Way Power Front Seats, Driver's Seat Memory, and Programmable Garage Door Opener	2,465
LA	SportCross: Leather Package, includes Leather Trim Interior, 8-Way Power Front Seats, Driver's Seat Memory, and Programmable Garage Door Opener	2,505
LS	Sedan: Leather/Alcantara® Package, includes Leather/Alcantara Trim Interior, 8-Way Power Front Seats, Driver's Seat Memory, and Programmable Garage Door Opener	2,065
LS	SportCross: Leather/Alcantara Package, includes Leather/Alcantara Trim Interior, 8-Way Power Front Seats, Driver's Seat Memory, and Programmable Garage Door Opener	2,105
NV	Navigation System	2,000
RF	Sedan: Rear Spoiler	440
SR	Power Moonroof	500
VK	Sedan: Power and Alcantara Package, includes Leather Trim Interior, 8-Way Power Front Seats, Driver's Seat Memory, Power Moonroof, and Programmable Garage Door Opener	1,065
VK	SportCross: Power and Alcantara Package, includes Leather Trim Interior, 8-Way Power Front Seats, Driver's Seat Memory, Power Moonroof, and Programmable Garage Door Opener	1,105
VP	Sedan: Power and Leather Package, includes Leather Trim Interior, 8-Way Power Front Seats, Driver's Seat Memory, Power Moonroof, and Programmable Garage Door Opener	1,465
VP	SportCross: Power and Leather Package, includes Leather Trim Interior, 8-Way Power Front Seats, Driver's Seat Memory, Power Moonroof, and Programmable Garage Door Opener	1,505
VV	Automatic Sedan, SportCross: Vehicle Stability Control (VSC)	350
WW	Wood Trim Switch Plates	100

⁴The vehicle MSRP at launch included Delivery, Processing, and Handling fee. The Delivery, Processing, and Handling Fee was based on the value of the processing, handling and delivery services provided by Lexus and Lexus' overall pricing strategy. Federal, state, and local taxes, and advertising fees, if any, were additional. Prices included pre-delivery services. Suggested prices: These guidelines were provided by Lexus. The dealer was free to establish its own selling price, margin, or profit level.


EXTERIOR COLORS



ABSOLUTELY RED
3P0




SAVANNAH METALLIC
4R4



BLUESTONE METALLIC
8N6



INDIGO INK PEARL
8P4



MILLENNIUM SILVER METALLIC
1C0




ELECTRIC GREEN MICA
6R4



GRAPHITE GRAY PEARL
1C6



BLACK ONYX
202



CRYSTAL WHITE
062