

||||| R-CLASS. UNLIKE ANY OTHER.



R 500 on front cover shown in optional Pewter metallic with optional Keyless Go and Parktronic system. R 350 on back cover shown in optional Pewter metallic with optional Parktronic system and optional 18" wheels. R 500 on back cover shown in optional Alpine Rain metallic.

2006 MERCEDES-BENZ R-CLASS



INTRODUCING THE R-CLASS
GRAND SPORTS TOURER.

©2005 Mercedes-Benz USA, LLC

Marketing Communications. All illustrations and specifications contained in this brochure are based on the latest product information available at the time of publication. Mercedes-Benz reserves the right to make changes at any time, without notice, to colors, materials, equipment, specifications and models. Any variations in colors shown are due to reproduction variations of the printing process. Illustrations may include test situations. Some vehicles may be shown with non-U.S. equipment. Some vehicles are shown with optional equipment. HomeLink® is a registered trademark of Prince, a Johnson Controls Company. harman/kardon® and LOGIC7® are registered trademarks of Harman International Industries, Inc.

♻ In an effort to minimize the environmental impact of this brochure, Mercedes-Benz uses a recycled coated paper that is guaranteed in writing to contain a minimum of 10% post-consumer waste. Printed in U.S.A./250 MC-05-728

Mercedes-Benz USA, LLC
One Mercedes Drive
Montvale, NJ 07645
1-800-FOR-MERCEDES
MBUSA.com



THE R-CLASS



THE 2006 R-CLASS

THE FIRST OF ITS KIND.

It is a leap forward that could only be made by looking back. By pouring all that we've accomplished into one very new, very different, kind of Mercedes-Benz. The Grand Sports Tourer is a view of what travel can and should be. Space. Comfort. Light and sky. Plus permanent 4-wheel drive. On a scale that changes everything.

Pages 4-5 Interior Design & Comfort | Pages 6-7 Exterior Design | Pages 8-9 Space | Pages 10-11 Performance | Pages 12-15 R350 | Pages 16-19 R500 | Pages 20-21 Safety
Pages 22-23 AMG Sport Package | Pages 24-25 Options | Pages 26-27 Accessories | Pages 28-35 Specifications, Equipment & Color | Pages 36-37 Services & MBUSA.com



R350 shown in optional Alpine Rain metallic with optional Parktronic system, Panoramic Roof Package and Trim Package.


BIG ENOUGH TO HOLD OVER A CENTURY OF INNOVATION.

The new R-Class is a spacious vehicle full of big ideas. Six real, full-sized seats for six real, full-sized people. An interior so versatile its uses are defined only by your needs. An optional five-foot-plus Panorama Roof that's a picture window on the world.

And just as important as any feature, within the R-Class's every weld, stitch and sensor lives over a century of Mercedes-Benz firsts. A heritage of innovation that is a journey from the best to the ever better.

A heritage that lets you know you're driving the finest automobile in the world.

MERCEDES-BENZ FIRSTS.



R500 shown in optional Pewter metallic and Macadamia interior with optional Parktronic system.

SEATS SIX.

WITH THE UTMOST RESPECT.

You and your passengers deserve nothing less than space, comfort and indulgence. For all. The R-Class's interior space delivers. Eight-way power adjustable driver and front passenger seats let you find just the right position and posture. A column-mounted shifter opens up space in the center console area and adds visual elegance. Second-row seats feature four-way seating positions, making it one of the most versatile second rows on the road. And these and other thoughtful details, like large rear doors that open wide for ease of entrance, create the experience of travel at its utmost.



Interior of R500 shown in Ash with optional wood/leather steering wheel and multicontour front seats.

Individual seats Every seat is the best in the house when each is full-sized, with a headrest, armrests and lumbar and thigh support. Driver and front passenger seats feature leather seating inserts. Second and third rows are covered in MB-Tex. (Optional Trim Package puts leather in all three rows.)

Individual comfort zones Standard dual-zone climate control lets the driver and front passenger manage their comfort individually. Optional 3-zone climate control gives second- and third-row passengers additional vents for added comfort and puts temperature controls in the second row.

8-speaker, 80-watt audio system Integrated into the next generation modular COMAND system, this dynamic audio system features AM/FM, weather band, single CD player, and 6-disc CD changer (standard in R500, optional in R350) and optional SIRIUS Satellite Radio.

Auxiliary interface¹ This glovebox-mounted input lets you play MP3s and other personal audio formats through the vehicle's sound system. An iPod² integration kit is available as an accessory, which fully integrates with audio system plus multi-function steering wheel and display.

Six beverage holders Cups, cans, bottles — the R-Class has room for all. Six beverage holders are standard, as is the bottle opener built into the removable cupholders located in the front center console.

Legroom With 40 inches between the first and second rows and more than 30 inches between the second and third rows, there's ample leg room in every row.

Reading lights Individual reading lights are available in all three rows. Front passenger map lights, a central dome light and lighted vanity mirrors make the R-Class a very illuminating experience.

Thick windows, triple-sealed doors Thick front and passenger windows reduce cabin noise. Double—and in some areas—triple-sealed door frames perform the same function, as well as dampen vibrations and make it harder for dirt or dust to enter the cabin.

¹ Not available with optional Rear-Seat Entertainment System. ² iPod is a registered trademark of Apple Computer, Inc.

Standard front seat cupholders offer a removable divider to use as bottle opener.





DESIGN. THE PANORAMIC VIEW.

Over a century of designing automobiles has taught us that form should follow function, and that both should lead to beauty, comfort and delight. That's why the R-Class's body has been meticulously designed, making this roomy vehicle look as nimble and elegant as it performs. The powerful wedge shape of the front end creates a sporty look. Character-enhancing styling lines travel the length of the vehicle. A wide-set stance emphasizes its aggressive presence. And there is an optional Panorama Roof that invites gazing at sky and stars.

Elliptical headlights Their organic shape illuminates the perfect marriage of technology and style. And, when paired with optional Bi-Xenon curve-illuminating headlamps and corner-illuminating foglamps that activate automatically, they create a lighting system that significantly outperforms traditional headlights.



R500 shown in optional Pewter metallic and Macadamia interior with optional Keyless Go, Parktronic system and Panoramic Roof Package.





Optional Panoramic Roof Package (roof shown in closed position).



R350 shown in Ash with optional Trim, and Premium and Heating Packages.



Space you can make your own is what the R-Class is all about. Need to make room for groceries? Treasures found antiquing? Friends? Seats that fold flat in a number of combinations create a space that's perfect for a number of needs. With the second- and third-row seats down, the R-Class boasts an eight-foot-long loading floor area and up to 85 cubic feet of cargo space behind the front seats.



SPACE

SPACE MEASURED

IN MORE

THAN FEET

AND INCHES.

The R-Class gives you the freedom to customize the driving experience for you and your passengers. Dual-zone climate control uses 11 vents to give passengers maximum control over their environment. And with flexible entertainment options available, second-row passengers can watch DVDs, listen to CDs or play games. So, how will you take advantage of all this space?



7-speed automatic transmission It's a part of a breakthrough in drivetrains that makes the R-Class a fast, satisfying, fuel-efficient ride. When in drive, the transmission continually monitors variables like engine and vehicle speed, engine and transmission temperature, even road resistance, shifting to the best gear for a smooth ride and the least wear on the transmission. Two overdrive gears help to conserve fuel when cruising.



Electronic Stability Program This important safety system monitors the relationship between the vehicle and the road. It can sense, even before the driver, a skid or loss of directional stability, instantly working to correct the situation. At the first sign of oversteer (fishtailing), ESP¹ automatically applies the brakes on the wheel or wheels needed to counteract the skid. The same instantaneous correction occurs should the vehicle understeer (plow) while taking a sharp turn.

1 No system, regardless of how advanced, can overcome physics or correct careless driving. Please always wear your seat belt.

FIRMLY GRIPS THE ROAD. AND YOUR IMAGINATION.

More than simply working superbly, the R-Class's many handling features all work together to create a satisfying, secure driving experience. Sophisticated sensors, braking, chassis and suspension systems continually adjust to road and driving conditions, driver demands, even cabin load. A self-supporting, super rigid unit body, married to a 4-wheel independent suspension, helps to ensure precise vehicle response at a high comfort level. And you command this superior handling with a multifunction steering wheel that's as functional as it is sporty, equipped with dual gearshift paddles that allow the driver to select forward gears.

Permanent 4-Wheel Drive and Electronic Traction System A passenger vehicle connects with the road in just four places. To help ensure that those interactions are always to the driver's advantage, permanent 4-wheel drive with Electronic Traction System adjusts for both dry and slippery road conditions. Should a wheel begin to slip, the system instantly brakes that wheel, while simultaneously directing power to the wheels with a grip on the road. In extreme conditions, power will go to just a single wheel, if that is what is required to keep you moving. Taken as a whole, this continuous sensing, reacting and adjusting produces unrivaled stability, control and confidence.

Airmatic Air Suspension Every quarter-second, the front and rear shock absorbers adjust to produce smoother and more precise handling and ride. Drivers can activate this optional system manually at the touch of a button. In certain circumstances, Airmatic lowers the vehicle, for greater fuel efficiency and the least wind drag in its class. When driving on uneven roads at speeds under 25 mph, depressing the "Air Suspension" button raises the vehicle a full three inches for better clearance. Airmatic assists handling in accordance with the weight and placement of passengers and cargo. Drivers can also set the system to "sport," for a more responsive ride or "comfort," for a softer ride.



R 500 shown in optional Alpine Rain metallic with optional Parktronic system, Keyless Go, accessory Rear Spoiler and accessory Chrome Lower Bumper Trim Piece.



R350 shown in optional Alpine Rain metallic with optional Parktronic system, wood/leather steering wheel, and Panoramic Roof and Trim Packages.

R350 3.5-liter V-6 A dazzling all-around performer, the 3.5-liter Dual Overhead Cam (DOHC) V-6 in the R350 will thrill you with its energizing 268 hp and 258 lb-ft of torque. These impressive figures help the R350 sprint from zero to 60 mph in just 8.1 seconds.¹ Continuously variable timing on both the intake and exhaust valves ensures that peak torque is on tap from 2,400 to 5,000 rpm, for immediate response at virtually any driving speed.

¹ Stated rates of acceleration based on manufacturer's track results and may vary depending upon model, environmental and road surface conditions, driving style, elevation and vehicle load.

HOLDS SIX. IN AWE.

A wealth of performance, comfort and styling features defines the R350. For example, the power delivered by a dual overhead cam V-6, paired with a 7-speed automatic transmission, keeps six people happily pinned to their six seats. Handling features like permanent 4-wheel drive, 4-wheel independent suspension and 4-channel antilock brakes help ensure all this power is used wisely. So whether you're accelerating from a stoplight or cruising down a country blacktop, it's performance that definitely holds your attention.



R350 shown in optional Alpine Rain metallic with Ash interior, Panoramic Roof Package and optional Parktronic system.



R 350 shown in optional Pewter metallic with optional Parktronic system, Panoramic Roof and Trim Packages, and the accessory Basic Carrier with Roof Cargo Container.

The R 350 is a rare example of details on a grand scale. Details like seats that fold flat individually, rear doors that open extra wide and 8-way power seats mean the R-Class fits your lifestyle quite nicely. Features like an 80-watt audio system with an in-dash single-disc CD player, rain-sensing intermittent wipers and our HomeLink® programmable garage door opener leave you with the feeling that every detail has been thought of. And it has.



Modular COMAND system This digital display seamlessly integrates with the audio and optional navigation and telephone integration kit, allowing drivers to easily control those functions.



Dual-zone climate control Seven sensors and 11 vents allow driver and front passenger to control the temperature, force and direction of the air in their individual environments.



R 350 shown with Macadamia interior and optional Rear-Seat Entertainment System (delayed availability), Trim and Panoramic Roof Packages, and accessory DVD Navigation system.

Rear-load leveling system The R-Class's suspension adjusts for vehicle load, keeping the vehicle stable and balanced for better control.

Birdseye Maple wood trim Lustrous wood trim, paired with leather and aluminum accents, enriches the sumptuous interior.

Aluminum alloy wheels All-season 17-inch, 7-spoke wheels are wrapped in road-gripping 235/65 tires.

Leather wrapped multifunction steering wheel With the color matched to your interior, it's another detail in a vehicle full of details.



R500 shown in optional Barolo Red metallic. (Delayed availability.)

R 500

AT THE HEAD OF THE

R-CLASS.

It is performance taken to the next level. And driving pleasure taken to the level above that. The fun starts with the R 500's fuel-injected V-8. Its 3-valve-per-cylinder design delivers a rare combination of power, speed and fuel efficiency. The advanced power steering system senses just how much power you need, to help give you a most satisfying road feel. And the extra large, fully vented front and rear brakes are equipped with piston-driven calipers that smoothly manage the natural forward shift of weight when braking. Not that you'll feel like braking all that often.

R 500



Speed-sensitive power steering An advantage in performance, safety and driving pleasure, the R 500's power steering automatically adjusts to your needs. At slower speeds — when parking or turning, for instance — more power is delivered for ease, control and comfort. At higher speeds, power assistance decreases for better road feel.

R 500 5.0-liter V-8 Motivation rises to a new level of intensity with the 5.0-liter SOHC V-8 in the R 500. Developing an exhilarating 302 hp and a mountainous 339 lb-ft of peak torque from 2,700 to 4,750 rpm, it sends the R 500 streaking to 60 mph in a mere 6.7 seconds! Striking a brilliant balance between strength and sophistication, this virtuoso V-8 matches its high performance with low emissions.

1 Stated rates of acceleration based on manufacturer's track results and may vary depending upon model, environmental and road surface conditions, driving style, elevation and vehicle load.

R 500 shown in Macadamia with optional Parktronic system, wood/leather steering wheel and 3-zone climate control.



The R 500's charms are as extensive as its cabin is spacious. The front seats are heated, and they, the mirrors and the steering column remember your programmed positioning preferences. The steering wheel even moves up and out of your way when exiting the vehicle. A 6-disc CD changer audio system, with MP3-CD capabilities, and abundant polished Burl Walnut trim, with chrome inlays, complements the interior, just as chrome highlights the R-Class's dramatic exterior lines. Tinted glass helps keep the cabin cool even as it makes the R-Class look quite hot. The R 500 is also equipped with Tele Aid¹, an automated communications system that can help you in an emergency and connect you to traffic updates and travel directions, as well as assist with restaurant and travel reservations.

Tele Aid¹ In situations where air bags or seat-belt tensioners deploy, the Tele Aid response center can contact the nearest emergency response personnel, giving your location and opening communications between you and emergency services. Drivers can also activate the system manually to report an emergency situation. At the touch of a button, the Tele Aid system can also give you automated traffic reports and audio directions to locations within the continental United States, Oahu, Hawaii and Canada. The optional Concierge service helps with everything from restaurant reservations to travel arrangements.

18-inch, 5-spoke alloy wheels with 255/55 All-Season tires Twin-spoke design.

Power steering column with 3-position memory A stalk, conveniently located under the turn signal, lets you adjust the position of the steering wheel in four different directions for the most comfort.

¹ When equipped with Tele Aid, first year's Tele Aid Security and Care service provided at no additional cost with subscription. Subscription and acquaintance call required for service to be active. Service operates only where cellular and GPS coverage are available, and requires adequate power supply. Traffic updates, directions and concierge services are available only with optional package at an additional cost.



R 500 shown in optional Pewter metallic with optional Parktronic system.



Driver and passenger two-stage adaptive front air bags, and door-mounted side-impact air bags To be most effective, air bags must be fast. And smart. The R-Class's adaptive front air bags inflate at different rates, depending on the force of the collision and weight classification of the passenger to provide the greatest protection. Front-row side-impact air bags are also standard. Side-impact air bags optional for the second row.

Window-curtain air bags extend to all three rows Deployed in a side impact exceeding the system's deployment threshold, this invaluable safety feature extends the length of the passenger cabin, from the roofline down approximately 19 inches on the impacted side of the vehicle. Inflation takes just 25 milliseconds and can provide significant reduction in head injuries.

Special steel Over 60% of the R-Class body panels are made of a high-strength, low-alloy steel. The microstructure of this steel can withstand heavy loads and extreme forces, adding to the strength and safety of the passenger compartment.

COMMITMENT.

THE ULTIMATE SAFETY

SYSTEM.

The R-Class possesses some of the very latest in our long history of safety advances. In addition to front air bags, the R-Class features window curtain air bags that extend from the roofline down in all three rows, helping to reduce head injuries. Even the steel used in critical locations is more than just steel, it's high-strength, low-alloy steel. These and other innovations are examples of a dedication to safety that has never wavered.

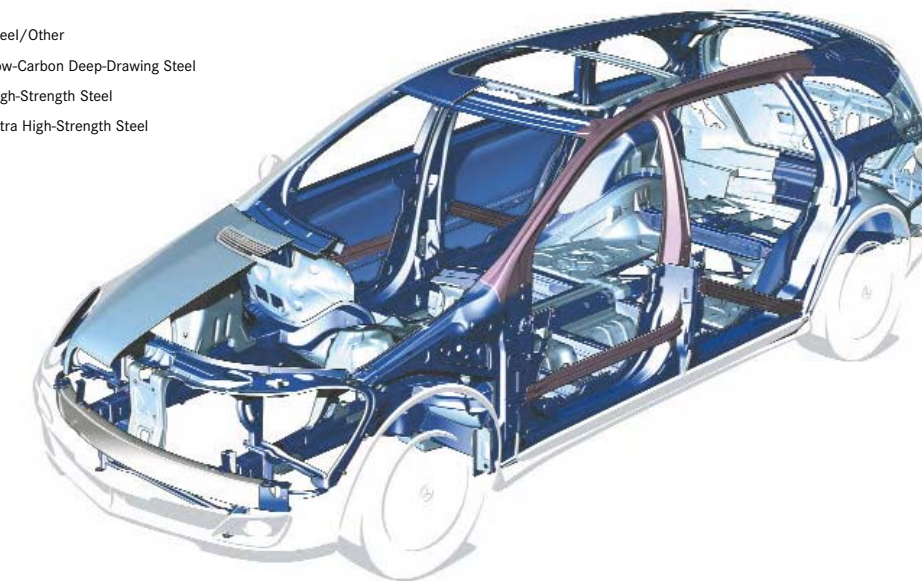
4-wheel antilock disc brakes The R-Class 4-channel antilock braking system is a combination of interconnected sensors, technologies and mechanics that creates braking performance as intelligent as it is effective. For example, because drivers tend not to apply brakes with enough force early in an emergency, Brake Assist sensors direct maximum power to the brakes, based on brake pedal application speed. R-Class brakes also play key roles in the Electronic Traction System and Electronic Stability Program – helping bolster systems that work to correct for loss of directional control.

Rain-sensing intermittent windshield wipers They go into action once the first drops fall. For better performance, these aerodynamically tuned wipers rest in a heated area to avoid joint freezing, and move in a synchronized pattern that clears windshields more effectively than traditional wipers.

Rollover sensor When sensors detect an impending rollover, this system takes defensive measures: seat-belt tensioners activate to help hold passengers more firmly in place. Window curtain air bags may also inflate in some rollovers. All in just 25 milliseconds.

Crumple zone and safety cell A Mercedes-Benz is designed to protect and, if necessary, sacrifice itself for the sake of its passengers. Front, rear, underside and roof members are designed to help dissipate some of the forces around and away from the passenger compartment. Front and rear crumple zones deform to help absorb some of the energy of impacts. The passenger compartment's beams, bulkheads and pillars combine to create a remarkably strong cabin.

Steel/Other
Low-Carbon Deep-Drawing Steel
High-Strength Steel
Ultra High-Strength Steel





R 500 shown in optional Iridium Silver metallic with optional Parktronic system, AMG Sport Package, Lighting and Panoramic Roof Packages.

THE POWER OF APPEARANCES.

How do you make an entirely new way to travel something even more? The optional R-Class AMG Sport Package. AMG designs are products of some of the most respected automotive craftsmen in the world. The R-Class AMG Sport Package adds extra-large front air dams that produce downward pressure, while channeling cooling air over the brakes for enhanced performance. A silver grille with chrome accents works with the aggressive front-end design, giving the R-Class its game face. Signature 19-inch lightweight alloy wheels; chromed, oval twin exhaust pipes; and a rear spoiler help the R-Class look great coming and going.

AMG SPORT PACKAGE



Cast in lightweight alloy, these 19-inch wheels are designed to direct cooling air over the brakes. They're also the ideal platform for the 255/50 high-performance tires.



Dual chrome, oval exhaust pipes work with AMG's sculpted rear bumper design to make a powerful statement.



Panoramic Roof Package The R-Class can be equipped with an optional Panorama Roof that is more than five feet long. When opened, the front glass panel slides up and over the rear glass panel, so there's no loss of headroom for rear passengers. The Panoramic Roof Package also includes power rear pop-out windows and dual two-piece sun visors. What's gained is an exhilarating sense of space, light and sky. (An optional glass sunroof is also available, but cannot be combined with Panoramic Roof Package.)

EXCELLENCE IS THE ONLY OPTION.

Systems that help you park when the parking's tough, help you navigate just about anywhere in our part of the world, and let you start your vehicle without reaching for a key. As you can see, when it comes to optional features, Mercedes-Benz has made things quite simple — just choose from a wide variety of the very best.

Power tailgate This labor-saving option raises or lowers the tailgate with the push of a button and can be adjusted to rise to a specific height. The door can be operated from inside the cabin, with the remote fob or at the rear door itself.

3-zone climate control Optional vents and controls offer greater comfort to rear passengers so they can enjoy their space to the fullest.



SIRIUS Satellite Radio¹ Your R-Class can have access to a 2-million track music library. Your optional SIRIUS subscription brings you over 120 digital channels of music, news, talk and sports — including live coverage of the NFL®, NHL® and NBA.



DVD navigation² A powerful combination of Global Positioning System and DVD technology that gives you detailed, easy-to-follow visual and audio directions to locations within the continental United States, Oahu, Hawaii and Canada.



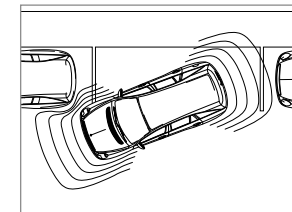
harman/kardon® LOGIC7® audio system Its 440-watt digital sound, delivered by 11 speakers and a subwoofer, turns the R-Class into a rolling concert hall — especially when paired with the two million selections currently found on the optional SIRIUS® Satellite Radio.



18-inch wheels Their optional 10-spoke design and titanium silver finish are commanding even when standing still.



Wood/leather multi-function steering wheel³ Handcrafted and made to match your vehicle's interior colors, this option is a symbol of Mercedes-Benz excellence you'll put your hands on every day.



Parktronic Almost like an extra pair of eyes when maneuvering in tight places, Parktronic's front and rear bumper sensors activate audible signals and an illuminated display when you get too close to an obstacle in the system's field of view.



Rear-Seat Entertainment System Optional flat panel screens in the front-row headrests give second-row passengers the choice of enjoying DVDs, listening to CDs or playing games using the second-row center console. (Delayed availability.)



Rear heated seats Driver and passengers in both front- and second-row seats can opt to enjoy the pleasures of gently warmed seats, with individual controls that allow each person to choose to heat or not to heat.⁴



Second-row center console Trimmed in leather, chrome and wood, it nestles between the second-row seats and is functional and attractive. For convenience, it includes cupholders and is removable when you want to fold rear seats down for extra cargo space.



Keyless Go A leap in ease and efficiency, this option lets you open the driver's door simply by having your vehicle's SmartKey in your pocket. To start the vehicle, simply step on the brake pedal and push the start button on the shifter—without ever taking the key out of your pocket. (Available on R500 only.)



1 Programming subject to change. Not available in Alaska, Hawaii or Puerto Rico. While the SIRIUS network of satellite and terrestrial antennas provides nearly seamless service throughout the contiguous U.S., SIRIUS service may be unavailable or interrupted for a variety of reasons, including environmental or topographic conditions; in certain locations such as tunnels, parking garages, or within or next to large buildings; or near other technologies that can interfere with the SIRIUS signal. SIRIUS, the dog logo and SIRIUS stream names and logos are trademarks of SIRIUS Satellite Radio. NFL® is a registered trademark of the National Football League and its affiliates. NHL® is a registered trademark of the National Hockey League. The National Basketball Association name is the property of NBA Properties, Inc. 2 While the navigation system provides directional assistance, the driver must remain focused on safe driving behavior, including paying attention to traffic and street signs. The driver should utilize the system's audio cues while driving and should only consult the map or verbal displays once the vehicle has been stopped in a safe place. DVD-ROM maps do not cover all areas nor all routes within an area. 3 Only available with Burl Walnut wood trim package on the R350. 4 Heated driver and front passenger seats are available as optional equipment or part of an Option Package on the R350 and are standard on the R500.



R500 shown in optional Pewter metallic with the accessory Basic Carrier with Roof Cargo Container, Aerodynamic Set, Chrome Intake Ridge/Lower Bumper Trim Piece, Door Handle Inserts, Mudflaps, 19" wheels, optional Keyless Go and Parktronic system.

WHO DOESN'T LOVE TO ACCESSORIZE?

The R-Class accessories selection offers the delight of choices. Lots of choices.

For example, the iPod Integration Kit¹ is an elegant way to make your personal music library part of your R-Class experience. This iPod interface and the available 6-disc CD changer are mounted in the glovebox, to be both out-of-sight and convenient. DVD-based Satellite Navigation instantly provides directions and maps to locations within the continental United States, Oahu, Hawaii and Canada. So, when you're thinking about these and our other accessories, the question is easy: Which would you like?



Aerodynamic Set and Chrome Air Intake Ridge and Lower Bumper Trim Piece
The front and rear of the R-Class can be made even more pleasing to the eye and wind, with the addition of both a front fender extension and rear spoiler. Chrome accents up front heighten the stylish design.



iPod® Integration Kit¹ Your iPod holds thousands of songs. And now your R-Class can hold your iPod. You can control and play your iPod through the vehicle's audio system using your multifunction steering wheel.

Rear-Seat Entertainment System A state-of-the-art media player supports DVDs, CDs and MP3s. A 7" LCD screen and wireless headsets let passengers have fun and drivers have fewer distractions.

19 (shown in chrome)- and 20-inch wheels² Aluminum-alloy composition makes these wheels lighter and stronger than conventional steel designs for improved handling and responsiveness. And with their dynamic design they look as good as they perform. 19" on left. 20" on right.

Custom luggage set To make the most of the R-Class's impressive space, use luggage designed with that space in mind and made of stylish, durable and lightweight vinyl.

Illuminated door sills Your vehicle welcomes you every time you open the door with a luminous blue "Mercedes-Benz."

DVD Navigation system³ Get both visual and verbal directions to locations within the Continental U.S., Oahu, Hawaii and Canada.

Glovebox-mounted 6-disc CD changer This single-feed system plays MP3-coded, as well as standard music CDs.

¹ iPod sold separately. iPod is a registered trademark of Apple Computer, Inc. ² See dealer for availability. ³ While the navigation system provides directional assistance, the driver must remain focused on safe driving behavior, including paying attention to traffic and street signs. The driver should utilize the system's audio cues while driving and should only consult the map or verbal displays once the vehicle has been stopped in a safe place. DVD-ROM maps do not cover all areas nor all routes within an area.

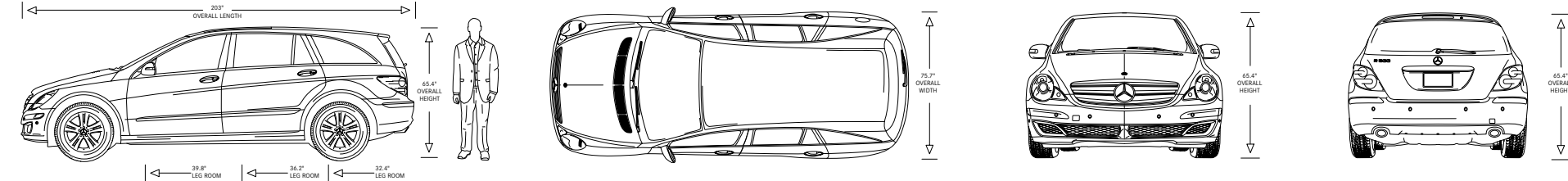


ENGINE	R 350	R 500
Engine size and type	3,498-cc DOHC 24-valve 90° V-6	4,966-cc SOHC 24-valve 90° V-8
Construction	High-pressure die-cast alloy cylinder block. Alloy heads. Counter-rotating balance shaft.	High-pressure die-cast alloy cylinder block. Alloy heads.
Net power	268 hp @ 6,000 rpm	302 hp @ 5,600 rpm
Net torque	258 lb-ft @ 2,400–5,000 rpm	339 lb-ft @ 2,700–4,750 rpm
Compression ratio	10.5:1	10.0:1
Induction	Dual overhead camshafts with continuously variable intake and exhaust timing . Magnesium 2-stage resonance intake manifold increases intake runner length at lower rpm for improved response. Electropneumatic turbulence flaps at start of intake path help increase intake airflow speed at midrange rpm for greater air–fuel mixture swirling and stronger, more complete combustion.	Single overhead camshaft. Magnesium 2-stage resonance intake manifold increases intake runner length at lower rpm for improved response.
Fuel and ignition system	ME 9.7 engine management. Integrated sequential multipoint fuel injection and ignition includes individual cylinder control of fuel spray, spark timing and antiknock. Electronic throttle. One high-energy ignition coil and spark plug per cylinder. 100,000-mile spark-plug intervals.	ME 2.8 engine management. Integrated sequential multipoint fuel injection and phased twin-spark ignition includes individual cylinder control of fuel spray, spark timing/phase and antiknock. Electronic throttle. Two high-energy ignition coils and two spark plugs per cylinder. 100,000-mile spark-plug intervals.
Fuel requirement	Premium unleaded gasoline , 91 pump octane	Premium unleaded gasoline , 91 pump octane
Fuel tank (capacity-reserve)	21.13 gal/79.9 liters — 3.4 gal/13.0 liters	21.13 gal/79.9 liters — 3.4 gal/13.0 liters

DRIVETRAIN		R 350	R 500
Transmission type		7-speed automatic.	7-speed automatic.
Transmission features		Electronically controlled shifting. Column-mounted Direct Select shifter provides convenient selection of Park, Reverse, Neutral and Drive. Touch Shift with fingertip shift controls allows driver to manually downshift and allows upshifts in Drive via rocker buttons behind the upper steering-wheel spokes. Driver-adaptive programming adjusts shift points to the driver's current driving style. Shift into Optimum Gear programming allows one-touch selection of the best gear for maximum acceleration or engine braking by holding a Touch Shift button in the downshift position for one second.	
Drive configuration		Permanent 4-wheel drive , with 50/50 front/rear torque split maintained via a single-speed transfer case and center differential.	
Axle ratio		3.90:1	3.70:1

TRACTION / STABILITY		R 350	R 500
4-wheel Electronic Traction System (4-ETS+)	Electronic Stability Program	Standard 4-ETS+ monitors the speed of all four wheels to detect wheel slip, then applies individual brakes as needed (to provide the effect of locking the front, rear and/or center differentials), and/or reduces excess engine power. 4-ETS+ continually balances the torque split to help ensure that power is permitted to flow to the wheel or wheels with traction. ¹	ESP compares the driver’s intended course, via steering and braking inputs, to the vehicle’s response, via lateral acceleration, rotation (yaw) and individual wheel speeds. ESP then brakes individual front or rear wheels and/or reduces excess engine power as needed to help correct understeer (plowing) or oversteer (fishtailing). ESP also integrates all-speed traction control, which senses drive-wheel slip under acceleration and individually brakes the slipping wheel or wheels, and/or reduces excess engine power, until control is regained. ¹

PERFORMANCE		R 350	R 500
Acceleration, 0–60 mph ²		8.1 seconds	6.7 seconds



29 1 No system can overcome physics or correct careless driving. Best performance in snow is obtained with winter tires. Please always wear your seat belt. 2 Stated rates of acceleration based on manufacturer’s track results and may vary depending upon model, environmental and road surface conditions, driving style, elevation and vehicle load. 3 Please obey all speed laws. 4 Optional 10-spoke wheel and AMG Sport Package may not be ordered together.

CHASSIS		R 350	R 500
Suspension configuration		Front: Independent double wishbone with high-strength die-cast aluminum-alloy upper arms and cast iron lower arms. Antidive geometry. Stabilizer bar. Rear: Independent 4-arm multilink. High-strength die-cast aluminum-alloy upper arms. Geometry for antisquat and alignment control. Stabilizer bar.	
Steel spring-strut system		Standard: Front coil springs over gas-pressurized monotube shock absorbers. Rear air suspension with automatic level control.	
Airmatic air suspension with Adaptive Damping System (ADSII)		Optional Electronically controlled pneumatic spring-struts integrate variable-rate shock absorbers and coil springs. Adaptive Damping System (ADSII) continually optimizes ride and handling by automatically selecting one of four damping profiles for each spring-strut every time a wheel changes its direction of up-down travel. Driver-selectable Standard, Comfort and Sport modes change the thresholds of wheel/body movement at which the damping profiles are changed. Automatic 4-wheel level control includes driver-selectable ride height, which can raise the vehicle by up to 3.1 inches with the touch of a button, and automatic speed-sensitive lowering, which can reduce the ride height by 0.6 inch at higher speeds ³ .	
Steering		Rack-and-pinion with integrated hydraulic damper. Steering wheel turns: 3.62 lock-to-lock. Turning circle: 40.7 ft/12.4 m curb-to-curb.	
Power assist		Constant (vehicle speed-sensitive with optional Air-Suspension Package).	

WHEELS / TIRES		R 350	R 500
Wheels, aluminum-alloy	Optional ⁴ With AMG Sport Package ⁴	Standard 7-spoke design, 7.5J x17.	Standard 5 twin-spoke design, 8.0J x18.
Optional ⁴ With AMG Sport Package ⁴		10-spoke design, 8.0J x18. AMG Sport Package: AMG 5-spoke monoblock design, 8.0J x19.	10-spoke design, 8.0J x18. AMG Sport Package: AMG 5-spoke monoblock design, 8.0J x19.
Tires, steel-belted radial		Standard 235/65 R17 104H all-season.	Standard 255/55 R18 105H all-season.
With 10-spoke wheels ⁴ With AMG Sport Package ⁴		255/55 R18 105H all-season. 255/50 R19 103W high-performance. ⁵	255/55 R18 105H all-season. 255/50 R19 103W high-performance. ⁵

BRAKES		R 350	R 500
Brake system		Dual-circuit power-assisted 4-wheel disc.	Dual-circuit power-assisted 4-wheel disc.
Brake discs, front – rear		13.0" internally ventilated—13.0" solid.	13.8" internally ventilated—13.0" internally ventilated.
Antilock Braking System		Standard 4-channel ABS senses impending wheel lockup under heavy braking and pumps the front brakes individually or the rear brakes together (to help maintain stability) as needed up to 30 times per second, to prevent lockup and maintain steering ability. With off-road driving program selected, automatic loose-surface program helps shorten stopping distances from speeds under 18 mph.	
Brake Assist		Brake Assist senses emergency braking via the speed at which the driver presses the brake pedal and immediately applies maximum available power boost, potentially reducing the overall stopping distance by eliminating the delay caused by a common human tendency not to brake hard enough, soon enough. Letting up on the brake pedal releases Brake Assist. ²	
Electronic Brake Force Distribution		Standard Electronic Brake Force Distribution shifts additional brake force to the rear wheels in straight-line braking, to promote more even brake-pad wear. For stability in curves, a normal front/rear split is restored.	

EXTERIOR DIMENSIONS ⁷		R 350	R 500	INTERIOR DIMENSIONS ⁷		R 350 / R 500
Wheelbase	126.6 in	126.6 in	Headroom, front	39.8 in		
Overall length	203 in	203 in	Legroom, front	39.8 in		
Overall height	65.4 in	65.4 in	Shoulder room, front	60.3 in		
Overall width	75.7 in	75.7 in				
Track, front – rear	65.5 in – 65.3 in	65.5 in – 65.3 in	2nd Row Headroom	40.4 in		
			2nd Row Legroom	36.2 in		
Drag coefficient	0.31–.032 in	0.31–.032 in	2nd Row Shoulder room	59.6 in		
Curb weight	4,829 lb	4,917 lb	3rd Row Headroom	37.2 in		
			3rd Row Legroom	32.4 in		
			3rd Row Shoulder room	52.8 in		
			Cargo Volume Seats up ⁸	15.3 cu. ft.		
			Cargo Volume 3rd row down	42.2 cu. ft.		
			Cargo Volume 2nd / 3rd row down	85 cu. ft.		
			Cargo Length 3rd row up	19.4 in		
			Cargo Length 3rd row backrest down	43 in		
			Cargo Length 2nd / 3rd row folded flat	63 in–92 in		
			Cargo Floor Width	44.5 in		

5 W-rated tires optimized for performance driving and may provide reduced ride comfort, increased tire noise, substantially increased treadwear and greater susceptibility to damage compared with H-rated tires. 6 Braking effectiveness also depends on proper brake system maintenance, and tire and road conditions. 7 Dimensions shown are for models with standard equipment plus optional Sunroof Package. 8 Unsecured cargo can become hazardous in a collision. Always secure cargo using the floor-mounted tie-downs.



EQUIPMENT

EQUIPMENT

R 350/ R 500	EXTERIOR APPEARANCE	R 350/ R 500	EXTERIOR LIGHTING
■ —	Four 17" 7-spoke alloy wheels with 235/65 R17 all-season tires.	■ ■	Variable-focus halogen headlamps with projector low beams and clear high-impact polycarbonate lenses. Single red rear foglamp, integrated in left taillamp.
— ■	Four 18" 5-twin-spoke alloy wheels with 255/55 R18 all-season tires.	■ ■	Driver-selectable light-sensing headlamps can be set via the Auto position of the headlamp switch to automatically illuminate in darkness, and when entering dark tunnels or parking garages.
■ —	Silver painted grille. Color-keyed door handles and bodyside moldings.	■ ■	Driver-programmable Daytime Running Lamps, with auto-on override in darkness.
□¹ ■	Silver painted grille with chrome ribs. Chrome-trimmed color-keyed door handles, bodyside and window moldings.	■ ■	Automatic lamp substitution uses a nearby lamp if a critical bulb fails.
■ ■	Color-keyed bumpers.	■ ■	Touch Turn Signals flash three times with one touch of turn-signal lever, for lane-changing.
□¹ ■	Dual chrome exhaust tips.	■ ■	Auxiliary LED turn signal indicators are integrated with side mirror housings.

R 350/ R 500	EXTERIOR FEATURES	R 350/ R 500	LOCKING/SECURITY
■ ■	Dual power mirrors, automatically heated.	■ ■	SmartKey uses an electronic code to unlock the steering column and ignition. Removing SmartKey from ignition disables engine computer to help prevent unauthorized starting.
■ ■	Privacy glass for rear doors, rear quarters and tailgate.	■ ■	SmartKey remote control integrates: <ul style="list-style-type: none">– Door lock/unlock buttons– Tailgate unlock button (or optional power tailgate open/close)– Panic alarm
■ ■	Dual aero-blade windshield wipers.	■ ■	SmartKey remote locking uses redundant infrared and radio-frequency signals for improved range, and rolling-code signal for protection from transmitter cloning. Driver may selectively unlock only the driver's door and fuel filler, or all doors plus the tailgate and fuel filler.
■ ■	Infrared rain sensor automatically adjusts wiper speed and intermittent wiper frequency from infinite delay to constant wiping based on amount of rainfall measured on windshield.	■ ■	SmartKey offers infrared-remote opening/closing of windows and optional sunroof.
■ ■	Intermittent rear-window wiper with washer. When the front wipers are on, shifting to Reverse activates the rear-window wiper.	■ ■	Driver-programmable driveway locking automatically locks the doors when the vehicle reaches 9 mph.
■ ■	Electrically heated rear window with auto-shutoff based on time and outside temperature.	■ ■	Night security illumination uses the vehicle's exterior lights to help illuminate a path after parking. Driver-programmable intervals allow lights to stay on for 60, 45, 30 or 15 seconds, or not at all.
■ ■	Electrically assisted tailgate closing feature gently pulls tailgate snug once it is set on its latch.	■ ■	Locator lighting uses the vehicle's lights to help light a return path when the car is remote-unlocked in darkness. Unlocking car activates illuminated entry system.



17" 7-spoke wheel
Standard on R 350



18" 5-twin-spoke wheel
Standard on R 500

■ STANDARD
□ OPTIONAL
— NOT AVAILABLE

R 350/ R 500	INTERIOR FEATURES	R 350/ R 500	AUDIO / TELEMATICS
■ ■	Multifunction steering wheel provides convenient, additional controls for basic functions of audio system and optional phone, plus operation of multifunction display (see Instrumentation, below right).	■ ■	Modular COMAND Cockpit Management and Data system integrates: <ul style="list-style-type: none">– AM/FM stereo/weatherband radio, single-CD player and a large color-LCD screen.– Controls for optional glovebox-mounted single-feed 6-disc CD changer with MP3 player capabilities, navigation system, telephone integration kit. SIRIUS Satellite Radio and iPod playlist/track (with accessory iPod integration kit)³– Ten mode-dependent soft keys alongside screen for easy access to commands and menus.
■ ■	First- and second-row power windows with one-touch express up/down.	■ ■	8-speaker audio system with automatic speed-sensitive volume adjustment.
□¹ ■	Power adjustable steering column.	■ ■	Auxiliary input jack in glovebox allows connection of an MP3 player or other auxiliary device to audio system. (Auxiliary jack not accessible with accessory iPod kit or Rear-Seat Entertainment Systems.)
■ ■	Electronic cruise control.	■ ■	Fiber-optic network offers precise, high-speed communication among components and optional CD changer, phone and SIRIUS Satellite Radio.
■ ■	Six reading lamps. Courtesy lamps with programmable fade-out time. Entrance lamps in all four doors. Front footwell lighting. Low-intensity ambient lighting of front center console.	■ ■	Tele Aid system uses GPS satellites plus a cellular link to provide 24-hour live assistance for: emergency aid (SOS button), information (i-button) or Roadside Assistance (wrench button). <ul style="list-style-type: none">– Basic Tele Aid Security & Care service includes Automatic Collision Notification, Stolen Vehicle Recovery, Remote Door Unlock service and Dealer Connect.²
■ ■	Illuminated vanity mirrors in sun visors.	□¹ ■	
■ ■	Front center console with padded armrest, enclosed storage and dual large-capacity cupholders.		
■ ■	Illuminated glovebox. 12-volt power outlets in ashtray (with lighter) and below glovebox.		
■ ■	Individual folding rear center armrests with dual cupholders in rear of front center console. Two 12-volt power outlets at rear of front console.		
■ ■	Magazine nets on backs of front seats. Parcel net in right front footwell.		
■ ■	Illuminated, carpeted cargo area with floor-mounted tie-down hooks and 12-volt power outlet in side panel.		

R 350/ R 500	CLIMATE CONTROL	R 350/ R 500	INSTRUMENTATION
■ ■	Dual-zone CFC-free automatic climate control with dual rotary temperature controls, automatic control of blower speed and airflow distribution (with manual override). Dash-top diffuser vent. 2nd-row air vents at rear of front console. 2nd-row controls for automatic and manual airflow distribution, and rear-vent shutoff.	■ ■	Electronic analog speedometer, tachometer, fuel gauge and quartz clock. Black gauges with white markings set in angled tubes with silver rings.
■ ■	Electrostatic dust and pollen filter.	■ ■	Digital display for odometer and gear selection.
■ ■	Tunnel mode offers one-touch closing of all windows, the optional sunroof and cabin air intake by holding the air-recirculation button. Holding button again restores previous window and sunroof positions.	■ ■	Multifunction display in instrument cluster, scrolled via steering-wheel controls to operate and display various menus and vehicle features: <ul style="list-style-type: none">– Resettable trip meter and outside temperature indicator.– Digital speedometer, Maintenance System (see below) and engine oil-level check.– Radio station, CD player/optional CD changer, iPod playlist/track (with accessory iPod® integration kit)³, optional SIRIUS Satellite Radio station.– Optional DVD-based navigation system route guidance.– Compass heading or optional Airmatic air suspension settings.– Vehicle reminder and message indicator.– Driver-programmable settings for instruments, lighting, vehicle and convenience features.– Trip computer (elapsed time, fuel consumption, distance to empty).– Optional telephone integration kit phone book.

R 350/ R 500	SEATING
■ ■	8-way power-adjustable front seats. Driver's adjustable lumbar support.
□¹ ■	Heated front seats.

R 350/ R 500	UPHOLSTERY / TRIM
■ ■	Leather front seating inserts with M-B Tex trim. M-B Tex rear-seat upholstery.
■ ■	Leather-trimmed steering wheel.
□¹ ■	Polished Burl Walnut wood trim on console and doors. Aluminum trim along console.
■ —	Polished Birdseye wood trim on console and doors. Aluminum trim along console.
■ ■	Stainless-steel door sill trim, including tailgate.
■ ■	Velour floor carpeting and floor mats.

■ STANDARD
□ OPTIONAL
— NOT AVAILABLE

1 Also available or only available as part of an Option Package. See optional equipment listing on pages 32–33. 2 When equipped with Tele Aid, first year's Tele Aid Security & Care service provided at no additional cost with subscription. Subscription and acquaintance call required for service to be active. System operates only where cellular and GPS coverage are available, and requires adequate power supply. Owner must authorize stolen vehicle tracking with a PIN code and file a police report. Vehicle remote unlock requires customer PIN code. See dealer for details of telematics services. 3 Optional iPod integration kit prevents access to the auxiliary port for other uses and cannot be ordered in conjunction with Rear-Seat Entertainment Systems. iPod not included in kit.



R 350/ R 500	RESTRAINT SYSTEMS	R 350/ R 500	INDIVIDUAL OPTIONS
■ ■	Integrated Restraint System ¹ : <ul style="list-style-type: none">– Driver and front passenger are each provided with an adaptive dual-stage front air bag, side-impact air bag, and 3-point seat belt with an Emergency Tensioning Device (ETD) and adaptive belt force limiter.– 2nd-row passengers are each provided with a 3-point seat belt with ETD and belt force limiter.	— □ □ □ □ ² □ ²	Keyless Go vehicle entry and starting system. 18" 10-spoke alloy wheels and tires (not available with AMG Sport Package).
■ ■	Window Curtain Air Bags ¹ : <ul style="list-style-type: none">– In a side impact exceeding a preset threshold, a multi-chamber air bag deploys along the front and rear side windows on the affected side of the car.– Integrated rollover sensor automatically deploys the ETDs and, if deemed necessary, the Window Curtain Air Bags in the event of a detected rollover.	□ □	Power tailgate fully opens at the touch of a button on the driver's door or the SmartKey, and closes via button on driver's door or the underside of the open tailgate.
■ ■	Adaptive dual-stage front air bags are deployed in response to frontal impact severity exceeding a preset deployment threshold!	□ □	3-zone CFC-free automatic climate control, with: <ul style="list-style-type: none">– Individual digital temperature/airflow controls for driver, front and second-row passengers.– Automatic control of blower speed and airflow distribution (with manual override).– 2nd-row operating panel with controls for temperature, blower speed and airflow direction.– Front-cabin operating panel can control rear-cabin settings.– Sun sensor.– Activated charcoal filter with smog-sensing automatic recirculation mode.– Infrared-reflecting glass for windshield and front doors helps reduce radiant heat penetration.– 3rd-row adjustable vents.
■ ■	Occupant Classification System ¹ : <ul style="list-style-type: none">– OCS automatically turns the front passenger's front air bag on or off based on the weight category determined by weight sensor readings from the front passenger seat.	□ ² ■	Heated front seats.
■ ■	ETDs are deployed in a front or rear impact exceeding a preset threshold of severity, or certain rollovers. A front ETD will not deploy if seat belt is unfastened.	□ □	SIRIUS Satellite Radio equipment (see page 24). ⁴
□ ² ■	Automatic Collision Notification engages Tele Aid SOS function if an air bag or ETD deploys. ³	□ ² □ ²	COMAND-DVD in-dash GPS navigation system, with map database for the contiguous U.S., Oahu, Hawaii and Canada, all on a single DVD. ⁵ DVD-ROM drive concealed behind flip-down in-dash screen.
■ ■	Universal LATCH system (Lower Anchors and Tethers for Children) at 2nd- and 3rd-row seating positions. Selectable passenger seat-belt retractors help secure child seats. ¹	□ □	Dealer-installed accessory iPod® integration kit allows any Apple® iPod model with dock connector to fully integrate with audio system plus multifunction steering wheel and display. iPod docks in glovebox and its battery is recharged while it plays. ⁶
■ ■	Front seat belts include manually height-adjustable shoulder belts and lower points attached to seat frames.	□ □	Hands-Free Communication System, with or without voice control for commonly used telephone and audio system features. (Dealer-installed accessory. Requires accessory telephone integration kit, sold separately. See dealer for more information.)
■ ■	Front head restraints, adjustable for height and fore-aft.	□ □	Parktronic audio-visual parking assistance system.
■ ■	Two individually height-adjustable and retractable head restraints in 2nd-row and two height-adjustable head restraints in 3rd-row.	□ □ □ □ □ □	Seat-mounted side-impact air bags for 2nd-row passengers. ¹ Metallic paint.
■ STANDARD □ OPTIONAL — NOT AVAILABLE			



Optional 18" ten-spoke wheel

R 350/ R 500	OPTION PACKAGES	R 350/ R 500	OPTION PACKAGES
□ □	Sunroof Package: <ul style="list-style-type: none">– Power tilt/sliding tinted glass sunroof with one-touch express-open/close and memory.– Dual two-piece sun visors.– Rear pop-out windows.	□ □	Comfort Package: <ul style="list-style-type: none">– Auto-dimming side and inside rearview mirrors.– Power fold-in feature for outside mirrors.– 3-position memory seats. Driver's seat memory includes steering column and outside mirror positions.– 4-way power steering column (standard on R 500).– Cargo-area cover and net.
□ ■	Trim Package: <ul style="list-style-type: none">– Full-leather seat surfaces.– Premium interior lighting.– Exterior chrome accents on front grille, door handles, window sills and door molding (standard on R 500).– Polished Burl Walnut (standard on R 500) wood trim on console and doors with chrome accents.	□ □	Lighting Package: <ul style="list-style-type: none">– Bi-Xenon headlamps with active curve illumination and heated headlamp washers.– Corner-illuminating front foglamps.
□ □	Premium Package: <ul style="list-style-type: none">– Entertainment Package (6-disc CD changer standard on R 500).– Panoramic Roof Package.– Power tailgate.– COMAND-DVD navigation system⁷– Tele Aid system³ (standard on R 500).	□ □	Entertainment Package: <ul style="list-style-type: none">– harman/kardon® LOGIC7® digital surround sound system:<ul style="list-style-type: none">• 11 speakers, including dual surround speakers, plus a subwoofer.• 7.1-channel amplifier. Multichannel digital surround-sound technology originally developed for the professional recording industry, to provide a natural and realistic sound stage for FM radio, playback of audio CDs and optional SIRIUS Satellite Radio.⁴• Digital Dynamic Volume Control helps to preserve sound balance under all driving conditions.– Integrated glovebox-mounted single-feed 6-disc CD changer, with MP3 capability (standard on R 500).– Rear audio controls.
□ □	Heating Package: <ul style="list-style-type: none">– Front and rear heated seats (front standard on R 500).	□ □	Airmatic Air Suspension Package: <ul style="list-style-type: none">– Air suspension with driver-adjustable height control and automatic 4-wheel level control.– Adaptive Damping System (ADS) with driver-selectable Standard, Comfort and Sport modes.– Vehicle speed-sensitive power steering (standard on R 500).
□ □	Rear Seat Entertainment System: ⁷ (Not orderable with iPod integration kit.) <ul style="list-style-type: none">– Second-row center console.– 2 7" screens.– Auxiliary connections integrated into system for external sources.– 2 sets of wired headphones.	□ □	AMG Sport Package: <ul style="list-style-type: none">– AMG-design front and rear bumpers.– Four 19" AMG 5-spoke monoblock wheels with 255/50 R19 high-performance tires.⁸– Chrome exhaust tips.
	OPTION PACKAGE WHEELS	□ □	Panoramic Roof Package: <ul style="list-style-type: none">– Panorama Roof.– Rear pop-out windows.– Dual two-piece sun visors.



Optional 19" wheel
AMG Sport Package

■ STANDARD
□ OPTIONAL
— NOT AVAILABLE

4 Programming subject to change. Not available in Alaska, Hawaii or Puerto Rico. While the SIRIUS network of satellite and terrestrial antennas provides nearly seamless service throughout the contiguous U.S., SIRIUS service may be unavailable or interrupted for a variety of reasons, including environmental or topographic conditions; in certain locations such as tunnels, parking garages, or within or next to large buildings; or near other technologies that can interfere with the SIRIUS signal. 5 DVD-ROM maps do not cover all areas nor all routes within an area. One U.S./Canada DVD-ROM is included with vehicle. 6 Accessory iPod integration kit prevents access to the auxiliary port for other uses and cannot be combined with optional Rear-Seat Entertainment System. iPod not included in kit. 7 Delayed availability. See dealer for details. 8 W-rated tires optimized for performance driving and may provide reduced ride comfort, increased tire noise, substantially increased treadwear and greater susceptibility to damage compared with H-rated tires.



COLOR COMBINATIONS										
R 350										
PAINT	Code Color	040 Black	197 Obsidian Black ¹	349 Alpine Rain ¹	359 Capri Blue ¹	544 Barolo Red ^{1,2}	693 Desert Silver ¹	723 Pewter ¹	775 Iridium Silver ¹	960 Alabaster White
UPHOLSTERY ■ M-B Tex with leather front seating inserts	Color Charcoal Macadamia Ash	■	■	■	■	■	■	■	■	■
		■	■	■	■	■	■	■	■	■
		■	■	■	■	■	■	■	■	■
□ Optional Trim Package: Leather	Charcoal Macadamia Ash	□	□	□	□	□	□	□	□	□
INTERIOR TRIM ■ Standard □ Optional Trim Package	Color Birdseye Maple wood Burl Walnut wood ³	■	■	■	■	■	■	■	■	■
		□	□	□	□	□	□	□	□	□
R 500										
PAINT	Code Color	040 Black	197 Obsidian Black ¹	349 Alpine Rain ¹	359 Capri Blue ¹	544 Barolo Red ^{1,2}	693 Desert Silver ¹	723 Pewter ¹	775 Iridium Silver ¹	960 Alabaster White
UPHOLSTERY ■ M-B Tex with leather front seating inserts	Color Charcoal Macadamia Ash	■	■	■	■	■	■	■	■	■
		■	■	■	■	■	■	■	■	■
		■	■	■	■	■	■	■	■	■
□ Optional Trim Package: Leather	Charcoal Macadamia Ash	□	□	□	□	□	□	□	□	□
INTERIOR TRIM ■ Standard	Color Burl Walnut wood	■	■	■	■	■	■	■	■	■

- Standard
- Optional
- Not Available
- 1 Metallic paint, optional at extra cost.
- 2 Delayed availability.
- 3 Only available with Trim Package for R 350.

EXTERIOR PAINTWORK

040 Black

197 Obsidian Black¹

349 Alpine Rain¹

359 Capri Blue¹

544 Barolo Red¹

693 Desert Silver¹

723 Pewter¹

775 Iridium Silver¹

960 Alabaster White

INTERIOR UPHOLSTERY

Each available with all exterior paintwork.

Macadamia

Ash

Black

R 350	R 500	
■	■	M-B Tex with leather front seating inserts
□	□	Full leather upholstery (Optional Trim Package)

INTERIOR WOOD TRIM

Each available with all exterior paintwork.

Burl Walnut wood

Brown Birdseye Maple wood

R 350	R 500	
■	—	Brown Birdseye Maple wood trim
□	■	Burl Walnut wood trim (Optional Trim Package on 350; Std 500)

- Standard
- Optional
- Not Available
- 1 Metallic paint, optional at extra cost.

24-hour Roadside Assistance for the life of the vehicle Mercedes-Benz Roadside Assistance Program is still the only program that remains in effect for the entire life of the car. Our Roadside Assistance technicians can draw on years of experience and training to get you back on the road as quickly as possible.¹

Mercedes-Benz warranties Our New Vehicle Limited Warranty runs 48 months or 50,000 miles, whichever comes first. And anytime during the new-vehicle warranty coverage, you can also purchase a Mercedes-Benz Extended Limited Warranty that will provide additional protection when the New Vehicle Limited Warranty expires.²

The Mercedes-Benz Maintenance System With the Mercedes-Benz Maintenance System caring for your automobile is easy. Service intervals are fixed and predictable — every 13,000 miles or one year.³ Your car will even remind you, about a month before service is due, via an automatic display on the dashboard that also tells you which type of maintenance service is due.

PURCHASE
AN AUTOMOBILE.
GET A
COMPANY.



R350 shown in optional Pewter metallic with optional Panoramic Roof Package.

The no-charge Service Welcome Getting proper care for your Mercedes is easiest when you go to the people who know your vehicle — and you — best: your Mercedes-Benz Center's Service Department. To help you get acquainted, just bring your car in for a no-charge first visit between 1,000 and 3,000 miles. Your dealer will perform a diagnostic check and answer any questions you might have. It's part of our no-charge Service Welcome, which also provides your first tire rotation at no charge anytime before 6,500 miles.⁴

24-hour Customer Service Our Customer Assistance Center is your one-stop source for answers. Whether you need to know how to use your audio system, find the nearest Mercedes-Benz dealer, get pricing, or learn about personal and automotive accessories, just call 1-800-FOR-MERCEDES or press the Tele Aid *i*-button in your car.⁵

Sign and Drive Our legendary Roadside Assistance service includes bringing you fuel if you've run out, replacing a flat tire with your spare, or jump-starting your car if the battery dies. All at no charge, and all for as long as you're driving a Mercedes-Benz — even somebody else's.⁶ Help is as close as the Tele Aid wrench button⁵ or just a call away at 1-800-FOR-MERCEDES.

MBUSA.COM

Model Selector Find the Mercedes-Benz that's best for you based on performance, price and bodystyle.

Photos and Videos Choose a Mercedes-Benz model and see it from many angles in photos, wallpapers, screen savers and in 360° views as well as in recent TV commercials.

Build Your Own Customize your vehicle with options, colors and accessories, and save it for later viewing. You can even send the particulars to your local dealer, to help them set up a test drive for you.

Purchase Tools Shopping for a new Mercedes has never been simpler. Schedule a test drive, order a brochure, learn more about a model, and explore financing and leasing options.

Locate a Dealer Finding your nearest dealer is easy. Search by zip code, state, or dealer name and results include detailed maps and driving directions.

Owners Online An exclusive online community that offers benefits that extend beyond your car. Through Owners Online, you can access your Mercedes-Benz Credit account and configure services for your in-car Tele Aid system. This information-rich site also provides vehicle care tips, answers to frequently asked questions, exclusive offers and promotions, and advance notice of what's exciting and new at Mercedes-Benz.

Mercedes-Benz Financial

Mercedes-Benz Financial offers an impressive array of flexible and convenient financing options. First Class Financing[®] provides comprehensive, tailor-made financing packages designed to meet your individual needs. The First Class Lease[®] gives you the flexibility of choosing from 24- to 60-month contracts and selecting your preferred annual mileage allowance. And with an industry-leading lease-end process, The First Class Finish[®], the hardest thing you'll have to do is say goodbye to your old Mercedes — as you get into your new one.

To determine whether purchasing or leasing is right for you, complete an online credit application, or estimate the monthly payment of your next Mercedes-Benz vehicle, visit www.MercedesBenzFinancial.com today.

Trip Interruption benefits In the unlikely event that a breakdown covered by your MBUSA New Vehicle Limited Warranty occurs more than 100 miles from your home, leaves your Mercedes inoperable or unsafe to drive, and requires overnight repairs at a Mercedes-Benz Center, you'll be reimbursed up to \$300 per day for any documented expenses — for up to three days — for meals, lodging and substitute transportation.

Alternate Transportation When you bring your vehicle into a Mercedes-Benz Center for servicing during the warranty period, ask how your dealer's Alternate Transportation Program can help you maintain your busy schedule while your dealer maintains your car.⁷



1 Vehicle must be accessible from main roads. Roadside Assistance repairs may involve charges for parts, service and towing. Depending on the circumstances, these services may be provided by an outside service, courtesy of Mercedes-Benz Roadside Assistance. 2 Please see your dealer for warranty details as well as for terms, conditions and pricing for extended limited warranty options. A surcharge applies if purchased after the first 12 months. 3 Whichever comes first. Requires use of 229.5-spec oil and high-performance fleece oil filter. Driver is responsible for monitoring fluid levels and tire pressures between service visits. See Maintenance Booklet for details. 4 Follow tire manufacturer's recommendations. 5 When equipped with Tele Aid, first year's Tele Aid Security and Care service provided at no additional cost with subscription. Subscription and acquaintance call required for service to be active. Service operates only where cellular and GPS coverage are available, and requires adequate power supply. 6 For full details of Sign and Drive services, as well as the Roadside Assistance Program, please see your dealer. 7 Certain restrictions may apply. Terms, conditions and dealer participation may vary.