

2007 LEXUS **RX** 350



Vehicle shown with available equipment.



2007 LEXUS **RX** Performance



Vehicle shown with available equipment.

The RX's available full-time all-wheel drive (AWD) with viscous limited-slip differential varies the proportion of power distributed to each wheel based upon where it is needed most. This helps provide additional traction in all types of driving situations. A robust 3.5-liter V6 engine generates a pine-blurring 270 horsepower,¹ the full strength of which is managed courtesy of dual Variable Valve Timing with intelligence (VVT-i) technology. This ingenious system continually monitors engine speed and load, adjusting the intake and exhaust valves to ensure the maximum level of power is available at any given moment. The RX is also available with a sequential-shift transmission which allows the driver to manually change gears with a simple tap of the gearshift.

¹See page 16 for more information.

2007 LEXUS **RX** Air Suspension System



The available four-wheel air-suspension system offers four modes (High, Normal, Low and Access) and can automatically vary its height based on vehicle speed and engine status. For example, the system can provide increased ground clearance one moment and improved aerodynamics for performance driving the next. In some cases, automatically, to help lessen wind resistance. When parked, the RX conveniently assumes its lowest point for easier passenger and cargo loading.



2007 LEXUS **RX** Interior



Vehicle shown with available equipment.

With nearly 141 cubic feet² of space, the cabin of the RX 350 features available glove-soft leather and rich walnut or golden bird's-eye maple accents. A dual-zone automatic climate control system refreshes you with filtered air. A sliding center console conforms to your particular special requirements. And an available advanced memory system recalls the position of your side mirrors, steering wheel and 10-way adjustable driver's seat.

²See page 16 for more information.

2007 LEXUS **RX** Interior Amenities



Vehicle shown with available equipment.



The cockpit of the RX 350 is designed with many luxurious amenities. The steering wheel controls can accommodate up to 10 separate commands, from audio functions to available hands-free calling. The Lexus signature electroluminescent instrumentation provides optimal clarity in virtually any light. An available backup camera³ system automatically displays a full-color video image on the available in-dash LCD NAV screen. This available navigation system⁴ is voice-activated for extra convenience.

^{3,4} See page 16 for more information.

2007 LEXUS **RX** Rear-Seat Entertainment System and Mark Levinson®



The available DVD Rear-Seat Entertainment System (RSES) features a brilliant nine-inch LCD screen that unfolds from the ceiling. The system is operated by a multifunctional remote control and plays through wireless stereo headphones⁵ or the vehicle's speakers. Besides its primary function as a DVD player, the RSES also enables your passengers to play their own audio CDs through the wireless headphones.⁵ The rear armrest is outfitted with a storage box and dual cupholders. Once found only in six-figure home systems, the available Mark Levinson® Premium Audio System⁶ provides rich, three-dimensional sound created by the custom-engineered 11-speaker system in the RX.



^{5,6} See page 16 for more information.

2007 LEXUS **RX** DVD Navigation System and Bluetooth®



The RX 350 offers an available Lexus voice-activated DVD Navigation System.⁴ Designed to recognize and respond to over 100 spoken commands, the system can guide you to your destination by a choice of three potential routes: quickest, shortest and an alternative. And it can even direct you to the appropriate freeway exit lane. The system also features Bluetooth® technology⁷ that interacts with Lexus-approved compatible cell phones,⁷ enabling hands-free calling through the system and providing one-touch dialing to points of interest on the navigation screen. Bluetooth® also enables you to dial by name or number using voice-activated commands.

^{4,7} See page 16 for more information.



2007 LEXUS **RX** Power Rear Door



The power rear door can be raised or lowered by pressing a button on the key, inside the cabin or on the door itself. For safety purposes, a series of lights and beeps will alert those standing nearby whenever the door function is activated. If the button is activated while cargo is being loaded, a resistance sensor will prevent the door from lowering.

2007 LEXUS **RX** Technology



The RX uses a state-of-the-art system of sensors to provide a variety of advanced features. Available mirrors automatically tilt down in reverse. The available Dynamic Laser Cruise Control system⁸ maintains a pre-set following distance from a car traveling ahead, even applying the brakes if necessary. Should the vehicle ahead exit the lane, the RX will resume the original cruising speed. The RX's Tire Pressure Monitor System⁹ features four sensors that individually monitor tire pressure. A remote signal sent to an indicator light notifies the driver if tire pressure reaches a critical low. With the available Adaptive Front Lighting system (AFS), dynamic auto-leveling High-Intensity Discharge (HID) headlamps help you see around curves by rotating up to 15 degrees to the left and five degrees to the right, depending on vehicle speed and steering angle. An available windshield wiper system automatically detects precipitation, adjusting the wiper speed to the amount of rainfall.

^{8,9} See page 16 for more information.

2007 LEXUS **RX** Safety



The RX features some of the most advanced safety technology available. A driver's airbag¹⁰ and a driver's knee airbag¹⁰ deploy at a different speed depending on such factors as impact severity and seat-track position. A front passenger's dual-stage airbag¹⁰ varies deployment speed based on impact severity and can suppress deployment depending upon the passenger's weight. The RX is also equipped with front and rear side curtain airbags¹⁰ with rollover sensors as well as front seat-mounted side airbags.¹⁰



Japanese prototype crash-test vehicles shown.

¹⁰ See page 16 for more information.

2007 LEXUS **RX** Ownership Experience



The Lexus ownership experience is a magnificent journey within itself. Measured not in mileage, but in moments. Flashes in time that delight you, inspire you. That in whatever small way, enrich your life. You'll feel it in the peace of mind you get from our well-earned reputation for unparalleled vehicle quality and dependability. You'll feel it in the pride of knowing Lexus puts a high priority on the wise use of natural resources as shown in the certification of every vehicle we build. And you'll feel it in our award-winning customer service, where every dealership goes to great lengths to accommodate you. This journey of Lexus ownership is the reason our owners are some of the most satisfied drivers on the road today. And why so many of them continue to return again and again. Because we understand that while a journey to the top of the world is certainly worth celebrating, it's nothing compared to the lifetime that awaits.

CUSTOMER SATISFACTION

Your total and complete satisfaction is our highest priority. Which is why you may find our dealerships provide such amenities as offices you can use for business, free pickup and delivery, service loaner vehicles, complimentary car washes, concierge services and even 24-hour emergency Roadside Assistance* for your first four years of ownership.

RESPONSIBLE THINKING

As part of an effort to reduce emissions whenever possible, every Lexus vehicle built since 2004 has been certified as either a Low-Emission Vehicle (LEV), Ultra-Low Emission Vehicle (ULEV) or (ULEV II) or Super Ultra-Low Emission Vehicle (SULEV).

VALUE/DEPENDABILITY/QUALITY

Our commitment to build the finest vehicles in the world has not wavered since our inception. Seen in such ways as projected low repair costs and high retained value, our pursuit of perfection has never been stronger.

*Coverage only available in the continental U.S. and Canada. Please see your local Lexus dealer for details on our Roadside Assistance program..

2007 LEXUS **RX** Options & Packages

OPTION PACKAGES

Premium Package

Leather-trimmed interior ▪ Power tilt-and-telescopic steering column ▪ Lexus Memory System to control power driver's seat (except lumbar), outside mirrors and steering wheel ▪ Illuminated entry system ▪ Power tilt-and-slide moonroof with one-touch open/close and sliding sunshade ▪ Roof rack with rails¹¹

Premium Plus Package

Leather-trimmed interior ▪ Power tilt-and-telescopic steering column ▪ Lexus Memory System to control power driver's seat (except lumbar), outside mirrors and steering wheel ▪ Illuminated entry system ▪ Power tilt-and-slide moonroof with one-touch open/close and sliding sunshade ▪ Roof rack with rails¹¹ ▪ Adaptive Front Lighting System (AFS) with High-Intensity Discharge (HID) headlamps with dynamic auto-leveling

Navigation System/Mark Levinson® Package

Leather-trimmed interior ▪ Power tilt-and-telescopic steering column ▪ Lexus Memory System to control power driver's seat (except lumbar), outside mirrors and steering wheel ▪ Illuminated entry system ▪ Power tilt-and-slide moonroof with one-touch open/close and sliding sunshade ▪ Roof rack with rails¹¹ ▪ Adaptive Front Lighting System (AFS) ▪ High-Intensity Discharge (HID) headlamps with dynamic auto-leveling ▪ Lexus voice-activated DVD Navigation System⁴ with backup camera³ and Bluetooth® technology⁷ ▪ Mark Levinson® 11-speaker 210-watt @ 0.1% THD¹² Premium Audio System⁶ with in-dash, single-feed, six-disc DVD/CD auto-changer, featuring DVD-audio and DVD-video playback

Performance Package

Leather-trimmed interior ▪ Power tilt-and-telescopic steering column ▪ Leather-trimmed steering wheel with shift knob ▪ Lexus Memory System to control power driver's seat (except lumbar), outside mirrors and steering wheel ▪ Illuminated entry system ▪ Power tilt-and-slide moonroof with one-touch open/close and sliding sunshade ▪ Roof rack with rails¹¹ ▪ Graphite-polished 18 x 7.0-in alloy wheels with 235/55VR18 all-season tires ▪ Four-wheel air suspension ▪ Five-speed sequential-shift automatic Electronically Controlled Transmission (ECT) ▪ Adaptive Front Lighting System (AFS) ▪ High-Intensity Discharge (HID) headlamps with dynamic auto-leveling ▪ Rain-sensing variable intermittent windshield wipers with mist cycle

Multipanel Moonroof Package

Leather-trimmed interior ▪ Power tilt-and-telescopic steering column ▪ Lexus Memory System to control power driver's seat (except lumbar), outside mirrors and steering wheel ▪ Illuminated entry system ▪ Adaptive Front Lighting System (AFS) with High-Intensity Discharge (HID) headlamps with dynamic auto-leveling ▪ Multi-panel moonroof

Options & Accessories

18 x 7.0-in alloy wheels with 235/55VR18 all season tires ▪ All-weather floor mats ▪ Ashtray/lighter kit ▪ Car cover ▪ Cargo mat ▪ Cargo net ▪ Cargo tray ▪ DVD Rear Seat Entertainment System (RSES) ▪ Dynamic Laser Cruise Control⁸ ▪ Front-end mask ▪ Heated front seats, rain-sensing variable intermittent windshield wipers with mist cycle and headlamp washers ▪ High-Intensity Discharge (HID) headlamps with Adaptive Front Lighting System (AFS) ▪ Mudguards ▪ Roof rack with rails¹¹ ▪ Roof rack attachment - bike rack¹¹ ▪ Roof rack attachment - ski/snowboard rack¹¹ ▪ Tow-hitch receiver¹⁴ ▪ Towing Prep Package¹⁴ ▪ Wheel locks ▪ Wireless headphones⁵ ▪ XM® Satellite Radio¹³



^{3, 4, 5, 6, 7, 8, 11, 12, 13, 14} See page 16 for more information.

2007 LEXUS **RX** Specifications

ENGINE

Type	60° V6, aluminum block and heads, certified Ultra-Low Emission Vehicle (ULEV II)
Displacement	3.5 liters (210 cubic inches)
Valvetrain	Four cam, four valves per cylinder, with dual Variable Valve Timing with intelligence (VVT-i)
Compression Ratio	10.8:1
Horsepower at RPM	270 hp @ 6,200 ¹
Torque at RPM	251 lb-ft @ 4,700 ¹

DRIVETRAIN

Drive Wheels	Front-wheel drive (FWD) with standard Vehicle Stability Control (VSC)* or full-time all-wheel drive (AWD) with viscous limited-slip center differential and standard Vehicle Stability Control (VSC)*
Transmission	Five-speed automatic Electronically Controlled Transmission (ECT). Optional Transmission: Five-speed sequential-shift automatic Electronically Controlled Transmission (ECT).
Final Drive Ratio	3.291:1

BODY, DIMENSIONS

Type	Five-passenger luxury utility vehicle
Construction	Welded-steel unibody
Overall Length	186.2 in (4,729 mm)
Width	72.6 in (1,844 mm)
Height	66.1 in (1,679 mm)
Wheelbase	106.9 in (2,715 mm)
Ground Clearance	Coil Suspension 7.09 in (180 mm) (FWD)/7.48 in (190 mm) (AWD) Air Suspension 6.89 in (175 mm) (FWD)/7.09 in (180 mm) (AWD)
Approach Angle	28.9°/29.0° (FWD/AWD)
Departure Angle	22.8°/23.5° (FWD/AWD)
Cargo Capacity (max)	38.3 cubic feet (1,084 L) ² (rear seats forward) 84.7 cubic feet (2,398 L) ² (rear seats folded)
Curb Weight	3,870 lb (1,751 kg) (FWD) 4,090 lb (1,844 kg) (AWD)
Tow Capacity (max)	3,500 lb (1,588 kg) (with optional Towing Prep Package) ¹⁴
Fuel-Tank Capacity	19.2 gallons (72 L)
Headroom	39.3/38.6 in (998/980 mm) (front/rear w/o moonroof)
Legroom	42.5/36.4 in (1,079/924 mm)(front/rear)
Shoulder Room	57.9/57.1 in (1,470/1,450 mm)(front/rear)



¹Lexus Vehicle Stability Control (VSC) is an electronic system designed to help the driver maintain vehicle control under adverse conditions. It is not a substitute for safe driving practices. Factors including speed, road conditions and driver steering input can all affect whether VSC will be effective in preventing a loss of control. Please see your *Owner's Manual* for further details.

^{1, 2, 14} See page 16 for more information.



2007 LEXUS **RX** Specifications (Continued)

CHASSIS

Vehicle Stability Control (VSC) ¹⁵	Electronic system that monitors and helps control loss of traction in a turn using yaw-rate, deceleration, vehicle-speed and steering-wheel-angle sensors. Modulates engine power and applies individual brakes as necessary. Integrates Anti-lock Braking System (ABS), Brake Assist ¹⁶ and Traction Control (TRAC).
Suspension	Front: Independent, MacPherson struts with coil springs, gas-pressurized shock absorbers and stabilizer bar. Rear: Independent struts with coil springs, gas-pressurized shock absorbers and stabilizer bar. Available height-adjustable Four-Wheel Air Suspension.
Steering	Engine-speed-sensing, progressive power-assisted rack-and-pinion. 3.0 turns, lock to lock.
Brakes	Four-wheel power-assisted discs, with four-sensor, four-channel Anti-lock Braking System (ABS), Electronic Brakeforce Distribution (EBD) and Brake Assist. ¹⁶ 12.6-in ventilated front, 11.3-in solid rear discs.
Wheels and Tires	17 x 6.5-in alloy wheels with 225/65SR17 all-season tires. Full-size spare with alloy wheel.
Optional Wheels and Tires:	18 x 7.0-in alloy wheels with 235/55VR18 all-season tires.

STANDARD SAFETY AND SECURITY FEATURES

Driver's and front passenger's advanced airbag system (SRS)¹⁰ • Front seat-mounted side airbags (SRS)¹⁰ • Front and rear Roll-Sensing Curtain Airbags (RCSA) (SRS)¹⁰ • Driver's-knee airbag (SRS)¹⁰ • Three-point seatbelts for all seating positions, pre-tensioners with force limiters for front seats • Automatic Locking Retractor/Emergency Locking Retractor (ALR/ELR) seatbelts for all passenger seating positions. Emergency Locking Retractor (ELR) for driver's seat height-adjustable front shoulder belt anchors • Child Restraint Seat (CRS) tether anchor brackets for rear outboard seating positions • Four-wheel power-assisted disc brakes • Four-sensor, four-channel Anti-lock Braking System (ABS) • Vehicle Stability Control (VSC)¹⁵ • Traction Control (TRAC) • Brake Assist¹⁶ • Electronic Brakeforce Distribution (EBD) • Lexus four-sensor Tire Pressure Monitor System⁹ • Highly rigid body structure with front and rear crumple zones • Side-impact door beams • Impact-dissipating upper interior trim • Collapsible steering column • Collapsible brake and driver's footrest pedals • Daytime running lights • Integrated foglamps • Water-repellent front-door glass • Variable intermittent front windshield wipers • Rear intermittent wiper • Rear-window defogger with auto-off timer • Power-adjustable outside mirrors with defoggers • Vehicle theft-deterrent and engine immobilizer system with in-key transponder • Auto-retracting tonneau cover • First aid kit • Tool kit

PERFORMANCE

0-60 MPH Acceleration	7.3 seconds (FWD) ^{1,17} 7.4 seconds (AWD) ^{1,17}
1/4-Mile Acceleration	15.5 seconds (FWD) ^{1,17} 15.7 seconds (AWD) ^{1,17}
Top Track Speed (electronically limited)	112 mph ^{1,17}
Fuel Consumption (estimated city/highway)	20/25 mpg (FWD) ¹⁸ 19/24 mpg (AWD) ¹⁸
Aerodynamic Drag Coefficient	0.35
Turning Circle	37.4 ft

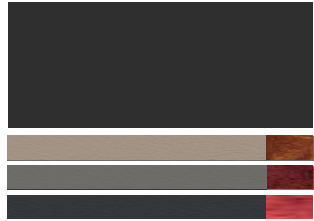
STANDARD LUXURY FEATURES

Golden bird's-eye maple or walnut interior trim • Wood- and leather-trimmed steering wheel and shift knob • Steering-wheel-mounted audio and display controls • Tilt steering column • Liquid-crystal multi-information console display • Lexus eight-speaker Premium Sound System with in-dash, single-feed, six-disc CD auto-changer • Roof-mounted antenna with in-glass FM-diversity system • 10-way driver's and front passenger's (including lumbar) power seats • Height-adjustable headrests for all seats • HomeLink[®] universal transceiver to operate compatible garage, gate, home lighting and home security systems • Reclining, sliding rear seat (40/20/40 split) • Dual-zone automatic climate control with interior air filter and automatic recirculation mode • Power windows with one-touch auto open/close feature • Remote-linked window and available moonroof opening • Retained accessory power for windows and available moonroof • Electrochromic (auto-dimming) inside mirror with compass and outside mirrors • Power door locks with driver's two-turn unlock feature • Power rear door • Cruise control • Multifunction, in-key remote entry system with rolling-code technology • Sliding center console with cupholders and storage bin • Coin holder • Accessory power outlet in cargo area • Electroluminescent instrumentation • Interior electronic fuel-filler door release • Automatic on/off headlamps with 30-second auto-off delay • Dual illuminated visor vanity mirrors • Outside temperature gauge • Sun visor extensions • Carpeted floor mats

*Optional.
1, 9, 10, 15, 16, 17, 18 See page 16 for more information.

2007 LEXUS **RX** Colors

EXTERIOR COLORS



BLACK ONYX

Ivory, Light Gray or Black Leather
Ivory Fabric



BLACK FOREST PEARL

Ivory Leather




FLINT MICA

Light Gray or Black Leather




NEPTUNE BLUE MICA

Ivory or Light Gray Leather




BREAKWATER BLUE METALLIC

Ivory, Light Gray or Black Leather



CRYSTAL WHITE

Ivory or Light Gray Leather
Ivory Fabric



MILLENNIUM SILVER METALLIC

Light Gray or Black Leather



SAVANNAH METALLIC


Ivory Leather
Ivory Fabric




BAMBOO PEARL

Ivory or Light Gray Leather
Ivory Fabric

INTERIOR COLORS



IVORY LEATHER



LIGHT GRAY LEATHER



BLACK LEATHER

INTERIOR TRIM FINISHES



GOLDEN BIRD'S-EYE MAPLE
Ivory Leather



WALNUT
Light Gray or Black Leather

See your Lexus dealer for exact vehicle colors.



2007 LEXUS **RX** Warranty

WARRANTY

Four-year/50,000-mile Lexus Limited Warranty. Six-year/70,000-mile Powertrain Warranty. Six-year/unlimited-mileage Corrosion Perforation Warranty. All warranties with zero deductible. See the RX 350 *Owner's Manual Supplement* at your Lexus dealer for details.

FOOTNOTES & DISCLAIMERS

1. Ratings achieved using the required premium unleaded gasoline with an octane rating of 91 or higher. If premium fuel is not used, performance will decrease. **2.** Cargo and load capacity limited by weight and distribution. **3.** The backup camera, available only with the navigation system, does not provide a comprehensive view of the rear area of the vehicle. You should also look around outside your vehicle and use your mirrors to confirm rearward distance. Cold weather will limit effectiveness and view may become cloudy. **4.** The Lexus DVD Navigation System is designed to assist in locating an address or point of interest. Discrepancies may be encountered between the system and your actual location. Changes in street names, road closures, traffic flow or other road system changes may affect the accuracy of the mapping software. Rely upon your common sense to decide whether to follow a specified route. Detailed coverage not available in every city. Optional periodic geographic updates available at an additional cost. See your *Navigation System Owner's Manual* and your Lexus dealer for further details. **5.** Headphones are for passenger use only. Do not use while operating vehicle. **6.** Mark Levinson is a registered trademark of Harman International Industries, Inc. **7.** Lexus recommends the phones listed on its Web site at www.Lexus.letstalk.com because they have been tested and meet our high standards for voice quality and functionality. This recommendation is not a warranty and some problems may occur with any type of phone based on the service coverage available in your area. **8.** Dynamic Laser Cruise Control was designed to assist the driver and is not a suitable substitute for safe and attentive driving practices. Please see your *Owner's Manual* for details important cautions and instructions. **9.** The Lexus Tire Pressure Monitor alerts the driver when tire pressure is critically low. For optimal tire wear and performance, tire pressure should be checked regularly with a gauge; do not rely solely on the monitor system. See your *Owner's Manual* for details. **10.** The Lexus driver's and front passenger's airbags, front seat-mounted side airbags, driver's knee airbag and side curtain airbags are Supplemental Restraint Systems (SRS). The driver's and front passenger's airbags and driver's knee airbag are designed to deploy in severe (usually frontal) collisions where the magnitude and duration of the forward deceleration of the vehicle exceed the design threshold level. The side airbags and side curtain airbags are designed to deploy in certain types of severe side-impact collisions. In all other accidents, the airbags will not deploy. The side curtain airbags are Roll-Sensing Curtain Airbags (RSCA) and are designed to deploy at a severe tilt angle, roll or lateral G-force. To decrease the risk of injury from a deploying airbag, always wear your seatbelt, sit upright in the middle of the seat, and do not lean against the door. Do not put objects in front of an airbag or around the seatback. Do not use a rearward-facing child seat in any front passenger seat. The force of a deploying airbag SRS may cause serious injury or death. Please see your *Owner's Manual* for further instructions. Vehicle complies with "advanced airbag" requirements of FMVSS 208. **11.** Accessory roof rack with rails not recommended for luggage. **12.** Continuous average power, all channels driven, at 0.1% THD; 20-20,000 Hz. **13.** Satellite Radio requires XM compatibility, receiver and monthly service fee. See your Lexus dealer for further details. Reception of the satellite signal may vary depending on location. All fees and programming subject to change. Subscriptions subject to the terms and conditions available at www.xmradio.com. Available only in the 48 contiguous United States. **14.** Before towing, confirm your vehicle and trailer are compatible, hooked up properly and you have any necessary additional equipment. Do not exceed any weight ratings and follow all instructions and cautions from your trailer-hitch manufacturer and in your Lexus vehicle *Owner's Manual*. The maximum amount you can tow depends on the total weight of any cargo, occupants and available equipment. **15.** Vehicle Stability Control (VSC) is an electronic system designed to help the driver maintain vehicle control under adverse conditions. It is not a substitute for safe driving practices. Factors including speed, road conditions and driver steering input can all affect whether VSC will be effective in preventing a loss of control. Please see your *Owner's Manual* for further details. **16.** Brake Assist is designed to help the driver take full advantage of the benefits of ABS. It is not a substitute for safe driving practices. Braking effectiveness also depends on proper brake-system maintenance and tire and road conditions. **17.** These performance capacity figures are for comparison only, and were obtained with prototype vehicles by professional drivers using special safety equipment and procedures. Do not attempt. **18.** EPA-estimated ratings. 20 city/25 highway mpg (FWD), 19 city/24 highway mpg (AWD). Actual mileage may vary.

Specifications, features, equipment, technical data, performance figures, options, and color and trim are based upon information available at time of posting, are subject to change without notice, are for mainland U.S.A. vehicles and may differ in the state of Hawaii, Puerto Rico, the U.S. Virgin Islands and in other regions.

Some vehicles shown with optional equipment. Optional equipment listed may not be available separately or in all regions. See your Lexus dealer for details. Lexus reminds you to wear seatbelts, secure children in rear seat, obey all traffic laws and drive responsibly.

For more information, call 800-USA-LEXUS (872-5398). To learn more about your financing options, contact your Lexus dealer or call Lexus Financial Services at 800-874-7050.

All photographs appearing in this e-brochure are the copyrighted property of the photographers contracted by or on behalf of Lexus and may not be reproduced in any way whatsoever without prior written permission from both Lexus and the applicable photographer(s) or their authorized agent(s).

©2006 LEXUS, a Division of Toyota Motor Sales, U.S.A., Inc. All information contained herein applies to U.S. vehicles only.

