

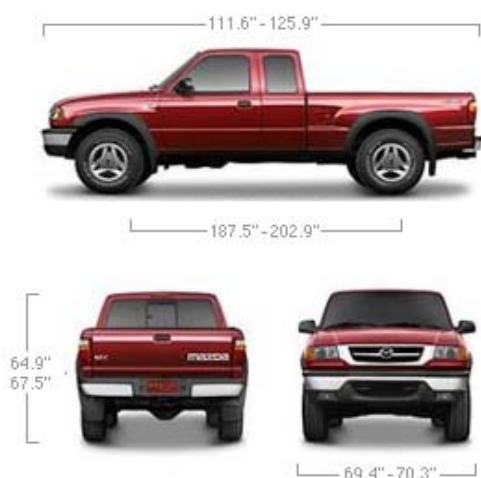
2009 B-Series Truck



Engine & Mechanical

standard option not available

2009 B-Series Truck	B2300 Regular Cab	B4000 Cab Plus 4
MSRP starting at	\$16,810*	\$22,900*



B-Series Truck at a Glance:



Engine Type

Choice of 143-hp 2.3L DOHC 4-cylinder or 207-hp 4.0L SOHC V6 engine, 5-speed manual or 5-speed automatic transmission, 2-wheel or shift-on-the-fly 4-wheel drive (4WD) with 2-speed transfer case and up to 5,600 lbs towing capacity**



Cab Options

Choice of Regular Cab with seating for three or Cab Plus 4 with rear-hinged doors and seating for five



Available Features

Available air conditioning, power windows, power door locks, remote keyless entry and halogen fog lights



Safety Features

Dual front air bags with passenger-side weight sensor†† and Tire-Pressure Monitoring System (TPMS)

2009 B-Series Truck	B2300 Regular Cab	B4000 Cab Plus 4
Engine		
Engine Type	2.3L DOHC, 16-valve I4	4.0L SOHC, 12-valve V6
Horsepower, SAE net	143 @ 5250	207 @ 5250
Torque, SAE net (lb./ft.)	154 @ 3750	238 @ 3000
Bore x Stroke (millimeters)	87.6 x 94.0	100.3 x 85.1
Compression Ratio	9.7:1	9.0:1
Valvetrain	Dual overhead cam	Single overhead cam
Engine Block	Aluminum alloy	Iron
Cylinder Heads	Aluminum alloy	Aluminum alloy
Fuel Economy		
EPA estimated mpg (city/highway)†		
5-speed manual transmission	21 / 26	15 / 19
5-speed automatic transmission	19 / 24	14 / 18
Recommended fuel	Regular unleaded	
Fuel tank capacity (gallons)	16.5	19.5
Drive Train		
Type	Rear wheel drive	4-wheel drive
Transfer case ratio (low)	--	2.48:1
Transfer case ratio (high)	--	1.00:1
Gear Ratios, 5-speed automatic (:1)		
1st	2.47	
2nd	1.85	
3rd	1.47	
4th	1.00	
5th	0.75	
Final Drive	4.10	
Gear Ratios, 5-speed manual (:1)		
1st	3.72	3.40
2nd	2.20	2.05

3rd	1.50	1.31
4th	1.00	1.00
5th	0.79	0.79
Final Drive	3.73	4.10

Chassis

Body type	Body on frame	
Front suspension	Independent double-wishbone with coil springs	
Rear suspension	Solid axle w/ leaf springs	
Steering type	Rack-and-pinion	
Overall steering ratio	22.0 : 1	18.7:1
Turning circle diameter, curb-to-curb (feet)	37.7	43.0
Braking system	4-wheel power-assisted disc/drum brakes	
Front brakes (inch)	10.3	11.3
Rear brakes (inch)	9.0	10.0

Towing and Payload w/5-speed manual transmission

Axel ratio (:1)	3.73	4.10
Maximum payload (lbs)‡	1200	1260
Gross Vehicle Weight Rating (GVWR) (lbs.)	4280	5120
Maximum trailer weight (lbs)**	1600	3140
Gross Combined Weight Rating (GCWR) (lbs.)	4800	7000

Towing and Payload w/5-speed automatic transmission

Axel ratio (:1)	4.10	4.10
Maximum payload (lbs)‡	1200	1260
Gross Vehicle Weight Rating (GVWR) (lbs.)	4280	5120
Maximum trailer weight (lbs)**	2260	5600
Gross Combined Weight Rating (GCWR) (lbs.)	5500	9500

Tires & Wheels






































Tires	225/70R15 All season	235/75R15 All terrain
Standard wheels	15-inch styled steel wheel	15-inch styled steel wheel
Available wheels	15-inch alloy wheel	--

2009 B-Series Truck



Exterior

 standard  option  not available



































2009 B-Series Truck	B2300 Regular Cab	B4000 Cab Plus 4
Exterior Features		
Regular cab with 3-passenger seating		--
Cab Plus 4 with 5-passenger seating and rear-hinged doors	--	
Fog lights		
Halogen headlights		
Black bumpers and grill		
Chrome bumpers and bright grill		--
2-speed variable-intermittent windshield wipers		
Solar-controlled tinted glass		
Manual black side mirror		
Black door handles		
Black wheel-arch moldings	--	
Black front and rear mud guards		--
Contoured front and rear mud guards	--	
15-inch styled steel wheels with 225/70R15 all-season tires		--
15-inch styled steel wheels with 235/75R15 all-terrain tires	--	
15-inch alloy wheels with 225/70R15 all-season tires		--
Exterior lock for spare tire		
Rear step bumper		
Cargo bed tie-down hooks		
Bedliner		
Class III frame-mounted trailer receiver hitch		
Trailer-wiring harness		
Trailer receiver hitch cover		
Exterior Dimensions		
Length (inches)	187.5	202.9
Width (inches)	69.4	70.3
Height (inches)	64.9	67.5
Minimum ground clearance, rear axle (inches)	6.7	7.9
Front bumper to rear of cab (inches)	107.3	121.3
Width between wheel houses (inches)	40.4	40.4
Maximum box width @ floor (inches)	52.0	52.0
Inside length of box @ floor (inches)	71.8	71.8
Inside box height (inches)	16.5	16.5
Coefficient of drag (Cd)	0.49	0.49
Approach angle	21°	28°
Departure angle	15°	20°
Wheelbase (inches)	111.6	125.9
Track, front (inches)	58.6	58.6
Track, rear (inches)	57.3	57.3

2009 B-Series Truck



Interior

 standard  option  not available














2009 B-Series Truck	B2300 Regular Cab	B4000 Cab Plus 4
Comfort & Convenience		
Air conditioning, CFC-free		
Tilt steering wheel and mounted cruise controls		--
Compass display/auto-dimming rearview mirror		
Compass/ambient temperature display, auto-dimming rearview mirror		
Manual front windows		
12-volt power outlet		
Seating & Trim		
60/40 split-bench cloth-trimmed seat		
Fold-down rear vinyl jump seats	--	
Vinyl floor covering		--
Full carpeting		
Carpet floor mats		
Instrumentation		
Gauge cluster with tachometer, speedometer, odometer and dual resettable trip odometers		
Coolant temperature gauge		
Storage		
Glove compartment		
Floor console with dual cup holders		
Fold-down center armrest with storage		
Audio Features		
AM/FM stereo with 2 speakers		
AM/FM/CD stereo with 4 speakers and auxiliary-audio input jack		--
Fixed fender-mounted radio antenna		
Interior Dimensions		
Seating capacity	3	5
Headroom, front/rear (inches)	39.2 / --	39.2 / 35.6
Shoulder room, front/rear (inches)	54.5 / --	53.8 / 15.3
Legroom, front/rear (inches)	42.4 / --	42.2 / 40.3
Hip room, front (inches)	52.7	52.7
Capacities		
Passenger volume, EPA (cubic feet)	52.6	63.7

2009 B-Series Truck



Safety

 standard  option  not available







2009 B-Series Truck	B2300 Regular Cab	B4000 Cab Plus 4
Safety & Security		
Dual front air bags with passenger-side weight sensor††		
Side-impact front door beams		
3-point outboard front seat belts and height-adjustable shoulder-belt anchors; center lap belt††		
Front seat outboard seat belt pretensioners with force limiters††		
Engine-immobilizer antitheft system	--	
Tailgate lock		
Tire-Pressure Monitoring System (TPMS)		

2009 B-Series Truck

Options & Packages



 standard  option  not available

2009 B-Series Truck	B2300 Regular Cab	B4000 Cab Plus 4
Packages & Options		
SE-5 Package <ul style="list-style-type: none">15-inch alloy wheels with 225/70R15 all-season tiresAM/FM/CD stereo with 4 speakers and auxiliary-audio input jackAir conditioningChrome bumpers and bright grillTilt steering wheelCruise controlFull carpetingCarpeted front floor mats		
Automatic transmission		
Air Conditioning		

* MSRP includes destination charges but excludes tax, title and license fees. Destination charges may vary in Alaska and Hawaii. Vehicles displayed may contain optional equipment at additional costs. Actual dealer price may vary.