

2010 MAZDA6

Engine & Mechanical



■ Standard
 ■ Stand-Alone Option
 ■ Accessory
 -- Not Available



MAZDA6 at a Glance:



ENGINE and DRIVETRAIN CHOICES

- 170 hp (168 hp for PZEV), 2.5L engine with a choice of 6-speed manual or 5-speed Sport automatic transmission (i trim)
- 272-hp 3.7L V6 engine with 6-speed Sport automatic transmission (s trim)



FUEL EFFICIENCY

- 20/29 mpg (2.5L MT)†
- 21/30 mpg (2.5L AT)†
- 17/25 mpg (3.7L AT)†



AVAILABLE FEATURES

Available dual-zone automatic climate control, heated front seats, Bose® audio, Bluetooth® hands-free phone and audio capability‡, Mazda Advanced Keyless Entry & Start System, and navigation system with 7-inch touch screen display



SAFETY FEATURES

Standard safety features include advanced front air bags, front side-impact air bags, side-impact air curtains††, Dynamic Stability Control (DSC)‡‡ and available Blind Spot Monitoring (BSM) System***

2010 MAZDA6	i SV	i Sport	i Touring	i Touring Plus	i Grand Touring	s Touring Plus	s Grand Touring
Engine							
Engine type	2.5-liter DOHC 16-valve 4-cylinder with variable valve timing (VVT)					3.7-liter DOHC 24-valve V6 with variable valve timing (VVT)	
Horsepower	170 hp @ 6000 rpm (168 hp for PZEV)					272 hp @ 6250 rpm	
Torque (lb-ft)	167 lb-ft @ 4000 rpm (166 lb-ft for PZEV)					269 lb-ft @ 4250 rpm	
Redline	6200 rpm					6500 rpm	
Displacement (cc)	2489					3726	
Bore x stroke (mm)	89.0 x 100					95.5 x 86.7	
Compression ratio	9.7:1					10.3:1	
Fuel system	Electronically controlled multi-port fuel injection						
Recommended fuel	Regular unleaded						
Valvetrain	Chain driven dual overhead cams, 4 valves per cylinder with variable intake valve timing (VVT)						
Ignition system	Direct coil-on-plug electronic ignition with platinum-tipped spark plugs						
Engine block	Aluminum alloy						
Cylinder head	Aluminum alloy						
Emission control type (Fed/Cal)	Tier2 Bin5 / LEV II (manual) PZEV (automatic)					Tier2 Bin5 / ULEV	
Fuel Economy							
Manual transmission (city/hwy)†	20/29	20/29	20/29	--	--	--	--
Automatic transmission (city/hwy)†	--	21/30	21/30	21/30	21/30	17/25	17/25

Drivetrain			
Type	Front-wheel drive (FWD)		
Manual transmission	6-speed manual		**
Automatic transmission	**	5-speed Sport with Adaptive Shift Logic and manual-shift mode	6-speed Sport with Adaptive Shift Logic and manual-shift mode
Chassis			
Brakes	4-wheel disc brakes		
- Front	11.8-inch vented disc		
- Rear	11.0-inch solid disc		
- ABS	4-wheel, 4-channel with Electronic Brakeforce Distribution (EBD) and Brake Assist		
Steering type	Power rack-and-pinion with variable assist		
Power assist	Engine-speed-sensing variable Hydraulic Power Assist Steering (HPAS)		
Overall steering ratio	16.2:1		
Steering wheel turns-to-lock	2.9		
Turning circle, curb-to-curb (ft)	35.4		
Suspension	4-wheel independent		
- Front	MacPherson strut with stabilizer bar		
- Rear	Multilink and stabilizer bar		
Wheel size (in)	16 x 6.5	17 x 7.0	18 x 8.0
Tire size	P205/65R16 all-season radial	P215/55R17 all-season radial	P235/45R18 all-season radial
Weights / Capacities			
Curb weight (lbs)			
- Manual transmission	3258		**
- Automatic transmission	3309		3547
Weight distribution (front/rear)	60/40		
Fuel capacity (gallons)	18.5		

Exterior




























































 Standard
 Stand-Alone Option
 Accessory
 Not Available

2010 MAZDA6	i SV	i Sport	i Touring	i Touring Plus	i Grand Touring	s Touring Plus	s Grand Touring
Body							
Halogen headlights with auto-off feature	S	S	S	S	S	S	S
Xenon High-Intensity-Discharge (HID) low-beam headlights with auto on/off	--	--	--	--	□	--	□
Halogen fog lights	--	--	S	S	S	S	S
Variable-intermittent windshield wipers	S	S	S	S	S	S	S
Rain-sensing windshield wipers	--	--	--	--	□	--	□
Dual power outside mirrors	S	S	S	S	S	S	S
Heated auto-dimming outside mirrors	--	--	--	--	□	--	□
Under mirror ground illumination	--	--	--	S	S	S	S
Body-color door handles	S	S	S	S	S	S	S
Power sliding-glass moonroof with one-touch-open feature and interior sunshade	--	--	--	S	S	S	S
In-glass radio antenna	S	S	S	S	S	S	S
LED taillights	--	--	--	--	□	--	□
Single exhaust with dual chrome tips	S	S	S	S	S	--	--
Dual exhaust outlets with chrome tips	--	--	--	--	--	S	S
Wheels & Tires							
16-inch steel wheels with full wheel covers	S	S	--	--	--	--	--
17-inch aluminum-alloy wheels	--	--	S	S	S	S	--
18-inch aluminum-alloy wheels	--	--	--	--	--	--	S
P205/65R16 all-season radial tires	S	S	--	--	--	--	--
P215/55R17 all-season radial tires	--	--	S	S	S	S	--
P235/45R18 all-season radial tires	--	--	--	--	--	--	S
Temporary spare tire type	S	S	S	S	S	S	S
Exterior Dimensions							
Wheelbase (in)	109.8						
Track, front (in)	62.8						62.4
Track, rear (in)	62.8						62.4
Length (in)	193.7						
Width (in)	72.4						
Height (in)	57.9						
Minimum ground clearance (in) - (laden)	5.1						







































































Interior

S Standard
 □ Stand-Alone Option
 R Accessory
 --- Not Available

2010 MAZDA6	i SV	i Sport	i Touring	i Touring Plus	i Grand Touring	s Touring Plus	s Grand Touring
Comfort and Convenience							
Air conditioning with pollen filter	S	S	S	S	---	S	---
Dual-zone automatic climate control with pollen filter	---	---	---	---	S	---	S
Rear window defogger	S	S	S	S	S	S	S
Tilt & telescopic steering wheel	S	S	S	S	S	S	S
Cruise control with steering-wheel-mounted controls	---	S	S	S	S	S	S
Bluetooth® hands-free phone and audio capability†	---	---	---	S	S	S	S
Power windows with driver's one-touch down/up feature	S	S	---	---	---	---	---
Power windows with driver and front passenger one-touch down/up feature	---	---	S	S	S	S	S
Power door locks	S	S	S	S	S	S	S
Driver's seat memory	---	---	---	---	□	---	□
Heated front seats	---	---	---	---	S	---	S
Height-adjustable front shoulder-belt anchors	S	S	S	S	S	S	S
Remote keyless entry with retractable key	---	S	S	S	S	S	S
Mazda Advanced Keyless Entry & Start System with push-button start	---	---	---	---	□	---	□
Manual day/night rearview mirror	S	S	S	S	S	S	S
Auto-dimming rearview mirror with HomeLink®	---	---	---	---	□	---	□
Illuminated visor vanity mirrors	S	S	S	S	S	S	S
12-volt power outlet (2)	S	S	S	S	S	S	S
Storage							
Lockable glove compartment	S	S	S	S	S	S	S
Center console with upper and lower storage compartments	S	S	S	S	S	S	S
Sliding center console armrest	---	---	S	S	S	S	S
Dual front cup holders	S	S	S	S	S	S	S
Rear center armrest with cup holders	S	S	S	S	S	S	S
Front-door storage pockets with bottle holders	S	S	S	S	S	S	S
Rear-door bottle holders	S	S	S	S	S	S	S
Front seatback map pockets	S	S	S	S	S	S	S
Seating and Trim							
5-passenger seating	S	S	S	S	S	S	S
Cloth-trimmed seats	S	S	S	S	---	S	---
Leather-trimmed seats	---	---	---	---	S	---	S

6-way manual driver's seat							
8-way power driver's seat with adjustable lumbar support							
Driver's seat memory							
4-way manually-adjustable front passenger seat							
4-way power-adjustable front passenger seat							
60/40 split fold-down rear seatback							
Leather-wrapped steering wheel							
Leather-wrapped shift knob							
Premium interior trim and Silver accents							
Carpet floor and trunk mats							

Audio & Navigation

AM/FM/CD/MP3-compatible stereo with 6 speakers							
AM/FM stereo, in-dash 6-disc CD/MP3-compatible changer with 6 speakers							
Bose® Centerpoint® Surround Sound System with AudioPilot® 2, AM/FM stereo, in-dash 6-disc CD/MP3-compatible changer and 10 speakers							
Multi Information Display (MID) for audio and Bluetooth®‡							
Auxiliary-audio input jack							
SIRIUS Satellite Radio-compatible audio system**							
SIRIUS Satellite Radio with free 6-month subscription							
Steering-wheel-mounted audio controls							
Bluetooth® hands-free phone and audio capability‡							
Navigation system with 7-inch touch screen display							

Instrumentation

White-on-black gauges with red nighttime illumination							
Electroluminescent gauges with red & blue nighttime illumination							
Dual trip odometers							
Ambient temperature display							
Center instrument panel display (clock, air conditioning & audio)							

Interior Dimensions & Capacities

Headroom, front/rear without moonroof (in)	39.4/37.3	--
Headroom, front/rear with moonroof (in)	--	38.1/37.3
Shoulder room, front/rear (in)	57.3/56.5	
Hip room, front/rear (in)	55.1/55.9	
Legroom, front/rear (in)	42.5/38.0	

EPA passenger volume (cu ft)	101.9
EPA trunk volume (cu ft)	16.6
EPA interior volume (cu ft)	118.5

Safety



 Standard
 Stand-Alone Option
 Accessory
 Not Available

2010 MAZDA6	i SV	i Sport	i Touring	i Touring Plus	i Grand Touring	s Touring Plus	s Grand Touring
Safety							
Advanced front air bags†† with seat belt-use, passenger-weight and driver's seat-position sensors	S	S	S	S	S	S	S
Front side-impact air bags and side-impact air curtains††	S	S	S	S	S	S	S
3-point seat belts for all 5 seating positions	S	S	S	S	S	S	S
Front seat-belt pretensioners with force limiters	S	S	S	S	S	S	S
Anti-lock Brake System (ABS) w/ Electronic Brakeforce Distribution (EBD) & Brake Assist	S	S	S	S	S	S	S
Dynamic Stability Control (DSC)‡‡ and Traction Control System (TCS)	S	S	S	S	S	S	S
LATCH child-safety-seat anchors & upper tethers	S	S	S	S	S	S	S
Triple-H construction	S	S	S	S	S	S	S
Side-impact door beams	S	S	S	S	S	S	S
Collapsible steering column and foldaway brake pedal assembly	S	S	S	S	S	S	S
Security							
Blind Spot Monitoring (BSM) System***	--	--	--	S	S	S	S
Keyless remote panic button (on key fob)	--	S	S	S	S	S	S
Engine-immobilizer anti theft system	S	S	S	S	S	S	S
Anti theft alarm system	--	--	--	S	S	S	S
Child-safety rear door locks	S	S	S	S	S	S	S
Tire-Pressure Monitoring System (TPMS)	S	S	S	S	S	S	S

2010 MAZDA6



Options & Packages

S Standard
 □ Stand-Alone Option
 R Accessory
 -- Not Available

2010 MAZDA6	i SV	i Sport	i Touring	i Touring Plus	i Grand Touring	s Touring Plus	s Grand Touring
Packages and Options							
Technology Package <ul style="list-style-type: none"> - Mazda Advanced Keyless Entry & Start System with push-button start - Driver's seat memory - 4-way power-adjustable front passenger seat - Auto-dimming rearview mirror with HomeLink® - SIRIUS Satellite Radio with free 6-month subscription - Multi-Information Display (MID) - Xenon High-Intensity-Discharge (HID) low-beam headlights with auto on/off - Rain-sensing windshield wipers - Heated auto-dimming outside mirrors - LED rear combination lights 	--	--	--	--	□	--	□
Navigation System <ul style="list-style-type: none"> - DVD-based navigation system - 7-inch color touch screen 	--	--	--	--	□	--	□
Audio/Entertainment							
In-dash 6-disc CD/MP3-compatible changer	□ / R	□ / R	S	S	S	S	S
SIRIUS Satellite Radio with free 6-month subscription	□ / R	□ / R	□ / R	□ / R	□ / R	□ / R	□ / R
Exterior							
Fog lights	□ / R	□ / R	S	S	S	S	S
Splash Guards (front and rear)	□ / R	□ / R	□ / R	□ / R	□ / R	□ / R	□ / R
Moonroof Wind Deflector	--	--	--	□ / R	□ / R	□ / R	□ / R
Auto-dimming mirrors	□ / R	□ / R	□ / R	□ / R	□ / R / P	□ / R	□ / R / P
Aluminum fuel filler door	□ / R	□ / R	□ / R	□ / R	□ / R	□ / R	□ / R
Rear Bumper Guard	□ / R	□ / R	□ / R	□ / R	□ / R	□ / R	□ / R
Rear Spoiler	□ / R	□ / R	□ / R	□ / R	□ / R	□ / R	□ / R
Wheel locks (set of 4)	--	--	□ / R	□ / R	□ / R	□ / R	□ / R
Interior							
Remote engine start (automatic transmission only)	--	□ / R	□ / R	□ / R	□ / R	□ / R	□ / R
Carpet floor and trunk mats	□	□	□	S	S	S	S
All-Weather Floor Mats	□ / R	□ / R	□ / R	□ / R	□ / R	□ / R	□ / R
Auto-dimming mirror with compass	□ / R	□ / R	□ / R	□ / R	□ / R / P	□ / R	□ / R / P
Auto-dimming mirror with HomeLink®	□ / R	□ / R	□ / R	□ / R	□ / R / P	□ / R	□ / R / P
Cargo net	□ / R	□ / R	□ / R	□ / R	□ / R	□ / R	□ / R

* MSRP includes destination charges but excludes tax, title and license fees. Destination charges may vary in Alaska and Hawaii. Vehicles displayed may contain optional equipment at additional costs. Actual dealer price may vary.

† EPA-estimated mileage. Actual results may vary.

‡ The Bluetooth® system functions only with select manufactured devices. Please consult www.MazdaUSA.com/bluetooth for device compatibility.

** SIRIUS Satellite Radio-compatible audio system requires additional dealer-installed hardware and subscription.

†† Always wear your seat belt and secure children in the rear seats in appropriate child restraints.

‡‡ Dynamic Stability Control (DSC) is an electronic system to help the driver maintain control under adverse conditions. It is not a substitute for safe driving practices. Factors including speed, road conditions and driver steering input can all affect whether DSC will be effective in preventing loss of control. Please see the Owner's Manual for further details.

*** Do not rely completely on the BSM system and be sure to look over your shoulder before changing lanes. The BSM system can assist the driver in confirming the safety of the surrounding but is not a complete substitute. The driver is responsible for assuring lane changes and other maneuvers. Always pay attention to the direction in which the vehicle is traveling and the vehicle's surroundings. The BSM system does not operate when the vehicle speed is lower than about 20 mph (32 km/h).