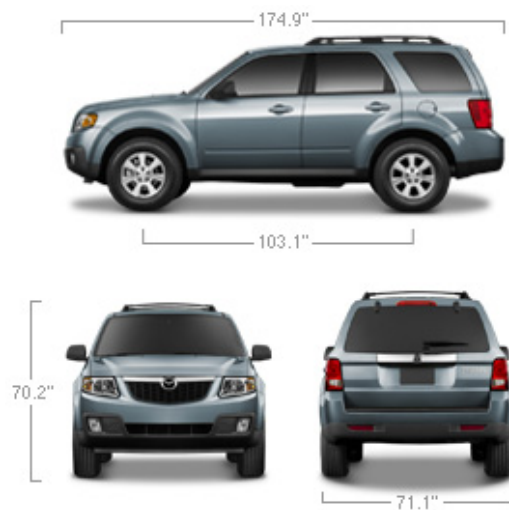


## 2011 Tribute

### Engine & Mechanical



S Standard 
 □ Stand-Alone Option 
 R Accessory 
 == Not Available



#### Tribute at a Glance:



##### Engine Choices

Choice of 171-hp 2.5L DOHC 4-cylinder (Tribute i) or 240-hp 3.0L DOHC V6 with towing up to 3,450 lbs† (Tribute s)



##### Drivetrain Options

Choice of front-wheel drive (FWD) or 4-wheel drive (4WD), 5-speed manual or 6-speed automatic transmission and up to 28 mpg hwy‡ (Tribute i FWD)



##### Seating and Storage

Seating for five with reclining front bucket seats, 60/40 split fold-down rear seatback, 31.4 cubic feet of cargo space and 67.2 cubic feet with the rear seats down



##### Safety Features

Received the Highest Side-Impact Crash Test Rating from the Insurance Institute for Highway Safety (IIHS), standard advanced front air bags, front side-impact air bags, side-impact air curtains\*\* and Roll Stability Control (RSC)

2011 Tribute	i Sport	i Touring	i Grand Touring	s Grand Touring
Engine				
Engine type	2.5-liter DOHC 16-valve 4-cylinder with VVT			3.0-liter DOHC 24-valve V6 with VVT
Horsepower	171 hp @ 6000 rpm			240 hp @ 6550 rpm
Torque	171 lb-ft @ 4500 rpm			223 lb-ft @ 4300 rpm
Displacement (cc)	2488			2976
Bore x stroke (mm)	89.0 x 100			89.0 x 79.5
Compression ratio	9.7:1			10.3:1
Fuel system	Electronically controlled multiport fuel injection			
Recommended fuel	Regular unleaded			
Valvetrain	Chain-driven dual overhead cams, 4 valves per cylinder with variable intake valve timing (VVT)			
Ignition system	Direct coil-on-plug electronic ignition with platinum-tipped spark plugs			
Engine block	Aluminum alloy			
Cylinder head	Aluminum alloy			
Emission control type (Fed/Cal)	Tier 2 bin 5 / ULEV II			Tier 2 bin 4 / ULEV IIq
Fuel Economy				
Front-wheel drive MT (city/hwy)†	23/28	==		==
Front-wheel drive AT (city/hwy)†	21/28			19/25
4-wheel drive AT (city/hwy)†	20/26			18/23
Drivetrain				
Type	Front-wheel drive (FWD) or Active Torque Control Coupling (ATCC) four-wheel-drive system (4WD)			
Manual transmission	5-speed	==		
Automatic transmission	6-speed			
Chassis				

Brakes	Front disc/rear drum		
- Front	11.9-inch vented disc		
- Rear	10.0-inch drum		
- ABS	4-wheel, 4-channel with Electronic Brakeforce Distribution (EBD)		
Steering type	Rack-and-pinion		
Power assist	Electric Power Assist Steering (EPAS)		
Overall steering ratio	17.5:1		
Steering wheel turns, lock-to-lock	3.0		
Turning circle, curb-to-curb (ft)	36.7		
Suspension	4-wheel independent		
- Front	MacPherson strut with stabilizer bar		
- Rear	Multilink with stabilizer bar		
Wheel size (in)	16 x 7.0		
Tire size	P235/70R16 all-season radial		

### Weights & Capacities

Curb weight (lbs)			
- MT FWD	3272	=	
- AT FWD	3337		3396
- AT 4WD	3483		3555
Towing capacity (lbs)†	1500		3450
Fuel capacity (gallons)	17.5		

# 2011 Tribute



## Exterior

S Standard 
 □ Stand-Alone Option 
 R Accessory 
 — Not Available

2011 Tribute	i Sport	i Touring	i Grand Touring	s Grand Touring
Body				
Halogen headlights	S	S	S	S
Daytime Running Lights (DRL)	S	S	S	S
Halogen fog lights	S	S	S	S
Variable-intermittent windshield wipers	S	S	S	S
Intermittent rear wiper/washer	S	S	S	S
Power sliding-glass moonroof with one-touch open/close and interior sunshade	—	—	S	S
Dual power side mirrors	S	S	S	S
Heated side mirrors	—	—	S	S
Body-color door handles	S	S	S	S
Rear privacy glass	—	S	S	S
EasyFuel™ Capless Fuel-Filler System	S	S	S	S
Flip-up liftgate window	S	S	S	S
Roof rack with crossbars	□	S	S	S
Wheels & Tires				
16-inch aluminum-alloy wheels	S	S	S	S
P235/70R16 all-season radial tires	S	S	S	S
Temporary spare tire	S	S	S	S
Exterior Dimensions				
Wheelbase (in)	103.1			
Track, front (in)	60.7			
Track, rear (in)	60.2			
Length (in)	174.9			
Width excluding mirrors (in)	71.1			
Height w/o roofrack (in)	67.9		—	
Height with roofrack (in)	—		70.2	
Minimum ground clearance (in) - (FWD)	8.4			
Minimum ground clearance (in) - (4WD)	8.1			

# 2011 Tribute



## Interior













**S** Standard   **□** Stand-Alone Option   **R** Accessory   **---** Not Available

2011 Tribute	i Sport	i Touring	i Grand Touring	s Grand Touring
<b>Comfort &amp; Convenience</b>				
Air conditioning	S	S	S	S
Power windows with driver's one-touch-down feature	S	S	S	S
Power door locks with 2-stage unlocking	S	S	S	S
Cruise control with steering-wheel-mounted controls	S (AT only)	S	S	S
Back-up camera††	---	---	S	S
Remote keyless entry	S	S	S	S
Auto-dimming rearview mirror	---	---	S	S
HomeLink®	---	---	S	S
Dual front map lights	S	S	S	S
Illuminated visor vanity mirrors	---	---	S	S
Tilt steering wheel	S	S	S	S
Height-adjustable front shoulder-belt anchors	S	S	S	S
12-volt power outlet (2)	S	S	S	S
Rear window defogger with timer	S	S	S	S
<b>Storage</b>				
Glove compartment	S	S	S	S
Overhead console with dual storage bins	---	S	---	---
Overhead console with single storage bin	---	---	S	S
Front center console storage with dual cup holders	S	S	S	S
Front seatback map pockets	---	S	S	S
Rear cup holders	S	S	S	S
Front and rear door storage pockets	S	S	S	S
Retractable cargo cover	---	S	S	S
<b>Seating &amp; Trim</b>				
5-passenger seating	S	S	S	S
4-way manual driver's seat	S	---	---	---
6-way power driver's seat with adjustable lumbar support	---	S	S	S
4-way manual front passenger seat	S	S	S	S
60/40 split fold-down rear seatback	S	S	S	S
Heated front seats	---	---	S	S
Cloth-trimmed seats	S	S	---	---
Leather-trimmed seats	---	---	S	S
Leather-wrapped steering wheel	---	---	S	S
Carpet floor mats	S	S	S	S






Audio

AM/FM/CD stereo with 4 speakers				
AM/FM stereo, in-dash 6-disc CD changer with 7 speakers				
SIRIUS Satellite Radio-compatible audio system††				
SIRIUS Satellite Radio with free 4-month subscription				
Auxiliary-audio input jack				
Steering-wheel-mounted audio controls				

Instrumentation

Speedometer, tachometer, coolant and fuel gauge				
Dual trip odometers				
Ambient temperature gauge				

Interior Dimensions & Capacities

Headroom, front/rear without moonroof (in)	40.4/39.2	
Headroom, front/rear with moonroof (in)		39.2/37.5
Shoulder room, front/rear (in)	56.6/55.9	
Hip room, front/rear (in)	53.3/49.1	
Leg room, front/rear (in)	41.6/35.6	
EPA passenger volume without moonroof (cu ft)	99.4	
EPA passenger volume with moonroof (cu ft)		96.0
EPA cargo volume without moonroof rear seat up/down (cu ft)	31.4/67.2	
EPA cargo volume with moonroof rear seat up/down (cu ft)		31.4/67.1

## Safety

S Standard
 □ Stand-Alone Option
 R Accessory
 = Not Available

2011 Tribute	i Sport	i Touring	i Grand Touring	s Grand Touring
<b>Safety</b>				
Advanced front air bags** with seat belt-use, passenger-weight and driver's seat-position sensors	<span style="background-color: #f4a460; padding: 0 2px;">S</span>	<span style="background-color: #f4a460; padding: 0 2px;">S</span>	<span style="background-color: #f4a460; padding: 0 2px;">S</span>	<span style="background-color: #f4a460; padding: 0 2px;">S</span>
Front side-impact air bags and side-impact air curtains** with rollover protection	<span style="background-color: #f4a460; padding: 0 2px;">S</span>	<span style="background-color: #f4a460; padding: 0 2px;">S</span>	<span style="background-color: #f4a460; padding: 0 2px;">S</span>	<span style="background-color: #f4a460; padding: 0 2px;">S</span>
3-point seat belts for all seating positions	<span style="background-color: #f4a460; padding: 0 2px;">S</span>	<span style="background-color: #f4a460; padding: 0 2px;">S</span>	<span style="background-color: #f4a460; padding: 0 2px;">S</span>	<span style="background-color: #f4a460; padding: 0 2px;">S</span>
Front seat-belt pretensioners with force limiters	<span style="background-color: #f4a460; padding: 0 2px;">S</span>	<span style="background-color: #f4a460; padding: 0 2px;">S</span>	<span style="background-color: #f4a460; padding: 0 2px;">S</span>	<span style="background-color: #f4a460; padding: 0 2px;">S</span>
Anti-lock Brake System (ABS) w/ Electronic Brakeforce Distribution (EBD)	<span style="background-color: #f4a460; padding: 0 2px;">S</span>	<span style="background-color: #f4a460; padding: 0 2px;">S</span>	<span style="background-color: #f4a460; padding: 0 2px;">S</span>	<span style="background-color: #f4a460; padding: 0 2px;">S</span>
Dynamic Stability Control (DSC)*** and Traction Control System (TCS)	<span style="background-color: #f4a460; padding: 0 2px;">S</span>	<span style="background-color: #f4a460; padding: 0 2px;">S</span>	<span style="background-color: #f4a460; padding: 0 2px;">S</span>	<span style="background-color: #f4a460; padding: 0 2px;">S</span>
Roll Stability Control (RSC)	<span style="background-color: #f4a460; padding: 0 2px;">S</span>	<span style="background-color: #f4a460; padding: 0 2px;">S</span>	<span style="background-color: #f4a460; padding: 0 2px;">S</span>	<span style="background-color: #f4a460; padding: 0 2px;">S</span>
Triple H body construction	<span style="background-color: #f4a460; padding: 0 2px;">S</span>	<span style="background-color: #f4a460; padding: 0 2px;">S</span>	<span style="background-color: #f4a460; padding: 0 2px;">S</span>	<span style="background-color: #f4a460; padding: 0 2px;">S</span>
Side-impact door beams	<span style="background-color: #f4a460; padding: 0 2px;">S</span>	<span style="background-color: #f4a460; padding: 0 2px;">S</span>	<span style="background-color: #f4a460; padding: 0 2px;">S</span>	<span style="background-color: #f4a460; padding: 0 2px;">S</span>
Collapsible steering column	<span style="background-color: #f4a460; padding: 0 2px;">S</span>	<span style="background-color: #f4a460; padding: 0 2px;">S</span>	<span style="background-color: #f4a460; padding: 0 2px;">S</span>	<span style="background-color: #f4a460; padding: 0 2px;">S</span>
<b>Security</b>				
Daytime Running Lights (DRL)	<span style="background-color: #f4a460; padding: 0 2px;">S</span>	<span style="background-color: #f4a460; padding: 0 2px;">S</span>	<span style="background-color: #f4a460; padding: 0 2px;">S</span>	<span style="background-color: #f4a460; padding: 0 2px;">S</span>
Engine-immobilizer anti-theft system	<span style="background-color: #f4a460; padding: 0 2px;">S</span>	<span style="background-color: #f4a460; padding: 0 2px;">S</span>	<span style="background-color: #f4a460; padding: 0 2px;">S</span>	<span style="background-color: #f4a460; padding: 0 2px;">S</span>
Keyless remote panic button (on key fob)	<span style="background-color: #f4a460; padding: 0 2px;">S</span>	<span style="background-color: #f4a460; padding: 0 2px;">S</span>	<span style="background-color: #f4a460; padding: 0 2px;">S</span>	<span style="background-color: #f4a460; padding: 0 2px;">S</span>
Tire-Pressure Monitoring System (TPMS)	<span style="background-color: #f4a460; padding: 0 2px;">S</span>	<span style="background-color: #f4a460; padding: 0 2px;">S</span>	<span style="background-color: #f4a460; padding: 0 2px;">S</span>	<span style="background-color: #f4a460; padding: 0 2px;">S</span>
LATCH child-safety-seat anchors & upper tether anchors	<span style="background-color: #f4a460; padding: 0 2px;">S</span>	<span style="background-color: #f4a460; padding: 0 2px;">S</span>	<span style="background-color: #f4a460; padding: 0 2px;">S</span>	<span style="background-color: #f4a460; padding: 0 2px;">S</span>
Child-safety rear door locks	<span style="background-color: #f4a460; padding: 0 2px;">S</span>	<span style="background-color: #f4a460; padding: 0 2px;">S</span>	<span style="background-color: #f4a460; padding: 0 2px;">S</span>	<span style="background-color: #f4a460; padding: 0 2px;">S</span>

## 2011 Tribute



### Options & Packages

**S** Standard   **□** Stand-Alone Option   **A** Accessory   **==** Not Available

2011 Tribute	i Sport	i Touring	i Grand Touring	s Grand Touring
<b>Exterior</b>				
Roof rack with crossbars	□ / A	S	S	S
Side steps	□ / A	□ / A	□ / A	□ / A
Tow hitch with trailer wiring harness	A	A	A	==
Wheel locks (set of 4)	□ / A	□ / A	□ / A	□ / A
<b>Interior</b>				
Remote engine start	□ / A	□ / A	□ / A	□ / A
All-weather floor mats	□ / A	□ / A	□ / A	□ / A
Compass auto-dimming rearview mirror	□ / A	□ / A	==	==
Compass auto-dimming rearview mirror with HomeLink®	□ / A	□ / A	==	==
Cargo mat (carpet)	□ / A	□ / A	□ / A	□ / A
Retractable cargo cover	□ / A	==	==	==

† Towing capacities shown are maximums and must be reduced by the weight of any passenger, cargo, hitch or optional equipment in the towing vehicle. The following equipment may also be required: load-carrying hitch for trailers under 2000 lb and load-equalizing hitch for trailers over 2000 lb. Towing a trailer will have an effect on the vehicle's handling, breaking, durability, performance and driving economy. For specific information on recommended or required equipment, see your Mazda Dealer. Hitches are available through manufacturers other than Mazda.

‡ EPA-estimated mileage. Actual results may vary.

\*\* Always wear your seat belt and secure children in the rear seats in appropriate child restraints.

†† Back-up camera does not provide a comprehensive view of the entire area behind this vehicle.

‡‡ SIRIUS Satellite Radio-compatible audio system requires additional dealer-installed hardware and subscription.

\*\*\* Dynamic Stability Control (DSC) is an electronic system to help the driver maintain control under adverse conditions. It is not a substitute for safe driving practices. Factors including speed, road conditions and driver steering input can all affect whether DSC will be effective in preventing loss of control. Please see the Owners Manual for further details.