


2014 MAZDA6	Sport	Touring	Grand Touring
MSRP starting at	\$20,990*	\$23,645*	\$29,695*



MAZDA6 AT A GLANCE



ENGINE & DRIVETRAIN CHOICES

The 184-hp, SKYACTIV-G 2.5L engine with a choice of SKYACTIV-MT 6-speed manual or SKYACTIV-Drive 6-speed Sport automatic transmission

EPA-ESTIMATED FUEL EFFICIENCY

- 25/37 mpg (2.5L with MT)†
- 26/38 mpg (2.5L with AT)†
- 28/40 mpg (Grand Touring 2.5L with AT and Technology Package)‡

AVAILABLE TECHNOLOGY PACKAGE

For Grand Touring models, add the Technology Package and receive the benefit of i-ELOOP Regenerative Engine Braking System with 28 city and 40 highway mpg†, Active Grille Shutters, a Sport Mode button, Mazda Radar Cruise Control (MRCC)**, Forward Obstruction Warning (FOW)††, Lane Departure Warning System (LDWS)‡‡ and High Beam Control (HBC)

SAFETY FEATURES

For Touring models, add the Technology Package and enjoy extra safety features such as rain-sensing windshield wipers and Smart City Brake Support***. Additional features include auto on/off headlights, an auto-dimming driver's side mirror, heated side mirrors and an auto-dimming rear view mirror with Homelink. On GT, these features are standard.

2014 MAZDA6	Sport	Touring	Grand Touring
-------------	-------	---------	---------------

2014 MAZDA6	Sport	Touring	Grand Touring
Engine			
Engine type	SKYACTIV-G 2.5-liter DOHC 16-valve 4-cylinder with VVT		
Horsepower (SAE net)	184 hp @ 5700 rpm		
Torque (SAE net, lb-ft)	185 lb-ft @ 3250 rpm		
Displacement (cc)	2488		
Bore x stroke (mm)	89.0 x 100.0		
Compression ratio	13.0 : 1		
Fuel system	Direct injection		
Recommended fuel	Regular unleaded gasoline		
Valvetrain	Chain driven dual overhead cams, 4 valves per cylinder with variable intake valve timing (VVT)		
Ignition system	Direct coil-on-plug electronic ignition with platinum-tipped spark plugs		
Engine block	Aluminum alloy		
Cylinder head	Aluminum alloy		
Emission control type (Fed/Cal)	Tier2 Bin5 /ULEV		
EPA-Estimated Fuel Economy			
Manual transmission (city/HWY)†	25 / 37		--
Automatic transmission (city/HWY)†		26 / 38	
Automatic transmission with Technology Package (city/hwy)‡			28 / 40
Drivetrain			
Type	Front-wheel drive (FWD)		
Manual transmission	SKYACTIV-MT 6-speed		--
Automatic transmission	SKYACTIV-Drive 6-speed Sport automatic transmission with manual shift mode		
Chassis			
Brakes	4-wheel disc		
- Front	11.7 in.		
- Rear	10.9 in.		
- ABS	4-wheel, 4-channel with Electronic Brakeforce Distribution (EBD) and Brake Assist		
Steering type	Rack-and-pinion		
Power assist	Electric, speed-sensing power assist steering		
Overall steering ratio	15.5:1		
Steering wheel turns lock-to-lock	2.81		
Turning circle, curb-to-curb (ft)	36.7		
Suspension	4-wheel independent		

- Front	MacPherson strut with stabilizer bar	
- Rear	Multi-link with stabilizer bar	
Wheel size (in)	17 x 7.5	19 x 7.5
Tire size	P225/55 R17 all-season radial	P225/45 R19 all-season radial
Weights & Capacities		
Curb weight (lbs)		
- Manual transmission	3183	
- Automatic transmission		3232
Fuel capacity (gallons)		16.4

Exterior




































S Standard P Package Option PO Port Installed Option R Accessory -- Not Available

2014 MAZDA6	Sport	Touring	Grand Touring
Body			
Halogen headlights with automatic off	S	S	--
Halogen headlights with automatic on/off	--	P	--
Bi-Xenon High-Intensity-Discharge (HID) headlights with automatic on/off	--	--	S
Adaptive Front-lighting System (AFS)	--	--	S
Halogen daytime running lights	S	S	--
LED daytime running lights	--	--	S
Halogen fog lights	--	--	S
Variable-intermittent windshield wipers	S	S	--
Rain-sensing windshield wipers	--	P	S
Power sliding-glass moonroof with one-touch-open feature and interior sunshade	--	--	S
Dual power side mirrors with integrated turn-signals	S	S	S
Heated side mirrors with auto-dimming driver's side	--	P	S
Body-color door handles	S	S	S
Integrated rear-window antenna	S	S	S
LED combination taillights	S	S	S
Rear decklid spoiler	--	--	S
Dual exhaust outlets with chrome tips	S	S	S
Wheels & Tires			
17-inch aluminum-alloy wheels	S	--	--
19-inch aluminum-alloy wheels	--	S	--
19-inch platinum silver-painted aluminum-alloy wheels	--	--	S
P225/55 R17 all-season radial tires	S	--	--
P225/45 R19 all-season radial tires	--	S	S
Temporary spare tire	S	S	S
Exterior Dimensions			
Wheelbase (in)		111.4	
Track, front (in)	62.4		62.8
Track, rear (in)	62.0		62.4
Length (in)		191.5	
Width (in)		72.4	
Height (in)		57.1	
Minimum ground clearance (in) - (laden)	6.4		6.7

Interior

S Standard **P** Package Option **PO** Port Installed Option **A** Accessory -- Not Available

2014 MAZDA6	Sport	Touring	Grand Touring
Comfort & Convenience			
Air conditioning with pollen filter	S	--	--
Dual-zone automatic climate control with pollen filter	--	S	S
Power windows with driver's one-touch-down/up feature	S	S	S
Power automatic door locks	S	S	S
Cruise control with steering-wheel-mounted controls	S	S	S
Mazda Radar Cruise Control	--	--	P
Bluetooth® hands-free phone and audio capability†††	S (AT models)	S	S
Back-up camera†††	S (AT models)	S	S
Remote keyless entry	S	S	S
Mazda Advanced Keyless Entry	--	P	S
Push-button start	S	S	S
Auto-dimming rearview mirror with HomeLink®	--	P	S
Illuminated visor vanity mirrors	--	S	S
Tilt & telescopic steering wheel	S	S	S
Height-adjustable front shoulder-belt anchors	S	S	S
12-volt power outlets (2)	S	S	S
Rear window defogger	S	S	S
Storage			
Overhead sunglasses holder	S	S	S
Center console with storage compartments	S	S	S
Sliding center console armrest	--	S	S
Dual front cup holders	S	S	S
Front door bottle holders	S	S	S
Front seatback pockets	S	S	S
Rear center armrest with cup holders	S	S	S
Coat hooks (2)	S	S	S
Seating & Trim			
5-passenger seating	S	S	S
6-way manual driver's seat w/ manual lumbar support	S	--	--
6-way power driver's seat w/ manual lumbar support	--	S	--
8-way power driver's seat with power adjustable lumbar support	--	--	S
4-way manual front passenger seat	S	S	--
4-way power front passenger seat	--	--	S
60/40 split fold-down rear seatback	S	S	S
Driver's seat memory	--	--	S
Heated front seats	--	--	S
Cloth-trimmed seats	S	--	--
Leatherette-trimmed seats	--	S	--
Leather-trimmed seats	--	--	S
Leather-wrapped steering wheel	S	S	S
Leather-wrapped shift knob	S	S	S
Carpet floor mats	S	S	S
Audio & Navigation			
AM/FM/CD/MP3-compatible audio system with 6 speakers	S	S	--
Bose® Centerpoint® Surround Sound System with AudioPilot® 2 and 11 speakers	--	P	S
Commander Switch	--	S	S
Auxiliary-audio input jack	S	S	S
USB audio input port	S	S	S
SiriusXM Satellite Radio with 4-month trial subscription to Sirius Select	--	--	S
Steering-wheel-mounted audio controls	S	S	S

Bluetooth® hands-free phone and audio capability†††	 (AT models)		
5.8" Full-color touch-screen display	 (AT models)		
HD Radio	 (AT models)		
Pandora Internet radio compatibility	 (AT models)		
SMS text message audio delivery and reply	 (AT models)		
Audio menu voice command	 (AT models)		
Mazda navigation system with real time traffic updates	==		
Rearview Camera†††	 (AT models)		
Instrumentation			
Speedometer, tachometer, coolant and fuel gauge			
Dual trip odometers			
Center instrument panel display (clock, air conditioning, ambient temperature & audio)			
5.8" full-color touch-screen display	 (AT models)		
Interior Dimensions & Capacities			
Headroom, front/rear without moonroof (in)	38.4 / 37.1		==
Headroom, front/rear with moonroof (in)	==		37.4 / 37.1
Shoulder room, front/rear (in)	57.1 / 55.5		
Hip room, front/rear (in)	56.1 / 56.1		
Legroom, front/rear (in)	42.2 / 38.7		
EPA passenger volume (cu ft)	99.7		
EPA cargo volume (cu ft)	14.8		

Safety & Security
S Standard **P** Package Option **□** Port Installed Option **A** Accessory -- Not Available

2014 MAZDA6	Sport	Touring	Grand Touring
Safety			
Advanced front air bags **** with seat belt-use, passenger-weight and sensors	S	S	S
Front side-impact air bags and side-impact air curtains ****	S	S	S
3-point seat belts for all seating positions	S	S	S
Front seat-belt pretensioners with force limiters	S	S	S
SKYACTIV-Body	S	S	S
Side-impact door beams	S	S	S
Foldaway brake pedal assembly	S	S	S
Active Safety			
Anti-lock Brake System (ABS) w/ Electronic Brakeforce Distribution (EBD) & Brake Assist	S	S	S
Dynamic Stability Control (DSC)**** and Traction Control System (TCS)	S	S	S
Hill Launch Assist (HLA)	S	S	S
Smart City Brake Support system	--	P	S
Blind Spot Monitoring (BSM) System ****	--	S	S
Lane Departure Warning (late availability)	--	--	P
Forward Obstruction Warning	--	--	P
Rear Cross Traffic Alert System	--	S	S
Security			
Engine-immobilizer anti-theft system	S	S	S
Alarm system	--	--	S
Keyless remote panic button (on key fob)	S	S	S
Tire-Pressure Monitoring System (TPMS)	S	S	S
LATCH child-safety-seat anchors & upper tethers	S	S	S
Child-safety rear door locks	S	S	S

2014 MAZDA6



Packages & Options

■ Standard
 ■ Package Option
 ■ Port Installed Option
 ■ Accessory
 -- Not Available

2014 MAZDA6	Sport	Touring	Grand Touring
Packages & Options			
Touring Technology Package - Bose® Centerpoint Surround Sound system with AudioPilot® 2 and 11 speakers (including subwoofer) - Mazda navigation system - Mazda Advanced Keyless Entry System - Smart City Brake Support System - Auto on/off headlights - Rain-sensing windshield wipers - Auto-dimming driver's side mirror - Heated side mirrors - Auto-dimming rearview mirror with compass and Homelink®	--	■	--
Mazda Radar Cruise Control and Forward Obstruction Warning Package - Mazda Radar Cruise Control - Forward Obstruction Warning	--	--	■
Advanced Package - Mazda Radar Cruise Control - Forward Obstruction Warning - i-ELOOP - Lane Departure Warning - High Beam Control	--	--	■
Crystal White Pearl Paint (Extra Cost Option)	■	■	■
Soul Red Paint (Extra Cost Option)	■	■	■
Audio & Entertainment			
Navigation System - Plug & Play	■	■	■
Portable Navigation Device - Garmin nuvi 2495LMT	■	■ ^{†††}	--
Portable Navigation Device - Garmin nuvi 3490LMT	■	■ ^{†††}	■ ^{†††}
Portable Navigation Device - Garmin nuvi 40LM	■	■ ^{†††}	--
Exterior			
Clear Film, Front Paint Protection	■ / ■	■ / ■	■ / ■
Clear Film, Rear Paint Protection (not available with Rear Bumper Guard)	■ / ■	■ / ■	■ / ■
Fog lights	■ / ■	■ / ■	■
Moonroof wind deflector	--	--	■
Rear backup sensors	■ / ■	■ / ■	■ / ■
Rear parking sensors	■	■	■
Rear bumper guard (not available with Clear Film, Rear Paint Protection)	■ / ■	■ / ■	■ / ■
Rear lip spoiler	■ / ■	■ / ■	■
Side window deflectors (set of four)	■	■	■
Splash guards, front	■	■	■
Splash guards, rear	■	■	■
Wheel locks	■ / ■	■ / ■	■ / ■
Interior			
Auto-dimming mirror with Compass (NA with Touring Technology Package)	■ / ■	■ / ■	--
Auto-dimming mirror with Compass & HomeLink®	■ / ■	■ / ■ ^{†††}	--
All-weather floor mats	■ / ■	■ / ■	■ / ■
Cargo Mat, Trunk - Carpet	■ / ■	■ / ■	■ / ■
Cargo Net, Envelope Type	■ / ■	■ / ■	■ / ■
Door Sill Trim Plates	■ / ■	■ / ■	■ / ■
Remote engine start (automatic transmission only)	■ / ■	■ / ■	■ / ■
Trunk cargo tray	■	■	■

Warranty

Every new Mazda comes with a comprehensive limited warranty that provides coverage in the unlikely event a repair is needed in the first years after your vehicle's purchase. We'll be right there with you all the time, wherever you go by providing warranty coverage and roadside assistance so that the total enjoyment of driving a Mazda never stops.

2014 Mazda Vehicles:

Mazda Limited Warranty Coverage:

3-year/36,000-mile*	"Bumper-to-Bumper" Limited Warranty
5-year/60,000-mile*	Limited Powertrain Warranty
3-year/36,000-mile*	24/7 Roadside Assistance Program

*Whichever comes first.

BUMPER-TO-BUMPER LIMITED WARRANTY

Mazda warrants that new Mazda cars and trucks will be free of defects with normal use and prescribed maintenance for 36 months or 36,000 miles, whichever comes first. Ordinary maintenance items or adjustments, parts subject to normal wear and replacement and certain other items are excluded. This transferable "limited warranty" is included on Mazda vehicles sold and serviced in the United States.

POWERTRAIN LIMITED WARRANTY

Mazda warrants that the [Powertrain Components](#) of new Mazda cars and trucks will be free of defects with normal use and prescribed maintenance for 60 months or 60,000 miles, whichever comes first. Ordinary maintenance items or adjustments, parts subject to normal wear and replacement and certain other items are excluded. This "limited warranty" is transferable during the warranty period on Mazda vehicles sold and serviced in the United States.

24/7 ROADSIDE ASSISTANCE

If Mazda vehicle is not driveable due to a warranted part failure during the coverage period of the New Vehicle Limited Warranty (36 months/36,000 miles), towing service will be covered to the nearest Mazda Dealer. In addition, if a Mazda vehicle is not driveable due to the failure of a warranted powertrain component, then towing service will be covered during the coverage period of the Powertrain Limited Warranty (60 months/60,000 miles).

Call 1-800-866-1998



Or [download](#) the free Mazda Assist mobile app to your iPhone®*.

* iPhone is a registered trademark of Apple Computer, Inc.

† EPA-estimated mileage. Actual results will vary.

‡ Actual results may vary based on driving conditions. Late availability.

** Mazda Radar Cruise Control system is not a substitute for safe and attentive driving. There are limitations to the range and detection of the system. Please see your owner's manual for further details.

†† Forward Obstruction Warning system is not a substitute for safe and attentive driving. There are limitations to the range and detection of the system. Please see your owner's manual for further details.

‡‡ Lane Departure Warning System is not a substitute for safe and attentive driving. There are limitations to the range and detection of the system. Please see your owner's manual for further details. Lane

Departure Warning System is not a substitute for safe and attentive driving. There are limitations to the range and detection of the system. Please see your owner's manual for further details.

*** Smart City Brake Support operates in certain low-speed situations. Factors including speed, road conditions and driver input can all impact stopping distance. Smart City Brake Support is not a substitute for safe and attentive driving and does not guarantee instant stopping. Please see your owner's manual for further details.

††† The Bluetooth® system functions only with select manufactured devices. Please consult www.MazdaUSA.com/bluetooth for device compatibility.

‡‡‡ Back-up camera does not provide a comprehensive view of the entire area behind this vehicle.

**** Always wear your seat belt and secure children in the rear seats in appropriate child restraints.

†††† Dynamic Stability Control (DSC) is an electronic system to help the driver maintain control under adverse conditions. It is not a substitute for safe driving practices. Factors including speed, road conditions and driver steering input can all affect whether DSC will be effective in preventing loss of control. Please see the Owner's Manual for further details.

‡‡‡‡ Do not rely completely on the BSM system and be sure to look over your shoulder before changing lanes. The BSM system can assist the driver in confirming the safety of the surrounding but is not a complete substitute. The driver is responsible for assuring lane changes and other maneuvers. Always pay attention to the direction in which the vehicle is traveling and the vehicle's surroundings. The BSM system does not operate when the vehicle speed is lower than about 20 mph (32 km/h).