



MAZDA6 AT A GLANCE



ENGINE & DRIVETRAIN

- 184-hp SKYACTIV-G 2.5L 4-cylinder engine with a choice of SKYACTIV-MT 6-speed manual or SKYACTIV-Drive 6-speed Sport automatic transmission



EPA-ESTIMATED FUEL EFFICIENCY

- 25/37 mpg (SKYACTIV-G 2.5L MT)†
- 26/38 mpg (SKYACTIV-G 2.5L AT)†
- 28/40 mpg (SKYACTIV-G 2.5L with AT and i-ELOOP)†



AVAILABLE FEATURES

Bi-Xenon High-Intensity-Discharge (HID) headlights with automatic on/off, Adaptive Front-lighting System, Moonroof with one-touch open, 8-way power driver's seat with power lumbar adjustment, Variable heated front seats, Bluetooth® hands-free phone and audio capability, Mazda Advanced Keyless Entry System, Rearview camera†, Mazda navigation system, Bose® Centerpoint Surround Sound system with AudioPilot® 2 and 11 speakers (including subwoofer), Dual-zone automatic climate control system, 19-inch alloy wheels, LED Daytime Running Lights, Auto-dimming rearview mirror with Homelink®, Leather-trimmed seats, Rain sensing windshield wipers



SAFETY FEATURES

Standard safety features include advanced front air bags, front side-impact air bags, side-impact air curtains**, Dynamic Stability Control†† with Traction Control System, 4-wheel ABS with Electronic Brakeforce Distribution and Brake Assist, Available Blind Spot Monitoring with Rear Cross Traffic Alert††, Smart City Brake Support**, Lane Departure Warning System†††, High Beam Control, Forward Obstruction Warning†††, Mazda Radar Cruise Control†††

2015 MAZDA6	Sport	Touring	Grand Touring
Engine			
Engine type	SKYACTIV-G 2.5-liter DOHC 16-valve 4-cylinder with VVT		
Horsepower (SAE net)	184 hp @ 5700 rpm		
Torque (SAE net, lb-ft)	185 lb-ft @ 3250 rpm		
Displacement (cc)	2488		
Bore x stroke (mm)	89.0 x 100.0		
Compression ratio	13.0 : 1		
Fuel system	Direct injection		
Recommended fuel	Regular unleaded gasoline		
Valvetrain	Chain driven dual overhead cams, 4 valves per cylinder with variable intake valve timing (VVT)		
Ignition system	Direct coil-on-plug electronic ignition with platinum-tipped spark plugs		
Engine block	Aluminum alloy		
Cylinder head	Aluminum alloy		
Emission control type (Fed/Cal)	Tier2 Bin5 /ULEV		
EPA-Estimated Fuel Economy			
Manual transmission (city/HWY)†	25 / 37		--
Automatic transmission (city/HWY)†	26 / 38		
Automatic transmission with Technology Package (city/hwy)†			28 / 40
Drivetrain			
Type	Front-wheel drive (FWD)		
Manual transmission	SKYACTIV-MT 6-speed		--
Automatic transmission	SKYACTIV-Drive 6-speed Sport automatic transmission with manual shift mode		
Chassis			
Brakes	4-wheel disc		
- Front	11.7 in.		
- Rear	10.9 in.		
- ABS	4-wheel, 4-channel with Electronic Brakeforce Distribution (EBD) and Brake Assist		
Steering type	Rack-and-pinion		
Power assist	Electric, speed-sensing power assist steering		
Overall steering ratio	15.5:1		
Steering wheel turns lock-to-lock	2.81		
Turning circle, curb-to-curb (ft)	36.7		
Suspension	4-wheel independent		
- Front	MacPherson strut with stabilizer bar		
- Rear	Multilink with stabilizer bar		
Wheel size (in)	17 x 7.5		19 x 7.5
Tire size	P225/55 R17 all-season radial		P225/45 R19 all-season radial

Weights & Capacities

Curb weight (lbs)			
- Manual transmission	3183		--
- Automatic transmission		3232	
Fuel capacity (gallons)		16.4	

Exterior























S Standard
 P Package Option
 Q Port Installed Option
 R Accessory
 -- Not Available

2015 MAZDA6	Sport	Touring	Grand Touring
Body			
Halogen headlights with automatic off	S	S	--
Halogen headlights with automatic on/off	--	P	--
Bi-Xenon High-Intensity-Discharge (HID) headlights with automatic on/off	--	--	S
Adaptive Front-lighting System (AFS)	--	--	S
Halogen daytime running lights	S	S	--
LED daytime running lights	--	--	S
Halogen fog lights	--	--	S
Variable-intermittent windshield wipers	S	S	--
Rain-sensing windshield wipers	--	P	S
Power sliding-glass moonroof with one-touch-open feature and interior sunshade	--	P	S
Dual power side mirrors with integrated turn-signals	S	S	S
Heated side mirrors with auto-dimming driver's side	--	P	S
Body-color door handles	S	S	S
Integrated rear-window antenna	S	S	S
LED combination taillights	S	S	S
Rear decklid spoiler	--	--	S
Dual exhaust outlets with chrome tips	S	S	S
Wheels & Tires			
17-inch aluminum-alloy wheels	S	--	--
19-inch aluminum-alloy wheels	--	S	--
19-inch platinum silver-painted aluminum-alloy wheels	--	--	S
P225/55 R17 all-season radial tires	S	--	--
P225/45 R19 all-season radial tires	--	S	S
Temporary spare tire	S	S	S
Exterior Dimensions			
Wheelbase (in)		111.4	
Track, front (in)	62.4		62.8
Track, rear (in)	62.0		62.4
Length (in)		191.5	
Width (in)		72.4	
Height (in)		57.1	
Minimum ground clearance (in) - (laden)	6.4		6.7

Interior

■ Standard
 ■ Package Option
 ■ Port Installed Option
 ■ Accessory
 -- Not Available

2015 MAZDA6	Sport	Touring	Grand Touring
Comfort & Convenience			
Air conditioning with pollen filter	■	--	--
Dual-zone automatic climate control with pollen filter	--	■	■
Power windows with one-touch auto up/down	■	■	■
Power automatic door locks	■	■	■
Cruise control with steering-wheel-mounted controls	■	■	■
Mazda Radar Cruise Control ^{†††}	--	--	■
Bluetooth [®] hands-free phone and audio capability	■ (AT models)	■	■
Rearview camera [‡]	■ (AT models)	■	■
Remote keyless entry	■	■	■
Mazda Advanced Keyless Entry	--	■	■
Push-button start	■	■	■
Auto-dimming rearview mirror with HomeLink [®]	--	■	■
Illuminated visor vanity mirrors	--	■	■
Tilt & telescopic steering wheel	■	■	■
Height-adjustable front shoulder-belt anchors	■	■	■
12-volt power outlets (2)	■	■	■
Rear window defogger	■	■	■
Storage			
Overhead sunglasses holder	■	■	■
Center console with storage compartments	■	■	■
Sliding center console armrest	--	■	■
Dual front cup holders	■	■	■
Front door bottle holders	■	■	■
Front seatback pockets	■	■	■
Rear center armrest with cup holders	■	■	■
Coat hooks (2)	■	■	■
Seating & Trim			
5-passenger seating	■	■	■
6-way manual driver's seat w/ manual lumbar support	■	--	--
6-way power driver's seat w/ manual lumbar support	--	■	--
8-way power driver's seat with power adjustable lumbar support	--	--	■
4-way manual front passenger seat	■	■	--
4-way power front passenger seat	--	--	■
60/40 split fold-down rear seatback	■	■	■
Driver's seat memory	--	--	■
Heated front seats	--	--	■
Cloth-trimmed seats	■	--	--
Leatherette-trimmed seats	--	■	--
Leather-trimmed seats	--	--	■
Leather-wrapped steering wheel	■	■	■
Leather-wrapped shift knob	■	■	■
Carpet floor mats	■	■	■
Audio & Navigation			
AM/FM/CD/MP3-compatible audio system with 6 speakers	■	■	--
Bose [®] Centerpoint [®] Surround Sound System with AudioPilot [®] 2 and 11 speakers	--	■	■
Multi-function Commander Control	--	■	■
Auxiliary-audio input jack	■	■	■
USB audio input port	■	■	■
SiriusXM Satellite Radio with 4-month trial subscription	--	■	■
Steering-wheel-mounted audio controls	■	■	■
Bluetooth [®] hands-free phone and audio capability	■ (AT models)	■	■
5.8" Full-color touch-screen display	■ (AT models)	■	■
HD Radio	■ (AT models)	■	■
Pandora Internet radio compatibility	■ (AT models)	■	■

SMS text message audio delivery and reply	 (AT models)		
Audio menu voice command	 (AT models)		
Mazda navigation system with real time traffic updates	--		
Rearview Camera†	 (AT models)		
Instrumentation			
Speedometer, tachometer, coolant and fuel gauge			
Dual trip odometers			
Center instrument panel display (clock, air conditioning, ambient temperature & audio)			
5.8" full-color touch-screen display	 (AT models)		
Interior Dimensions & Capacities			
Headroom, front/rear without moonroof (in)	38.4 / 37.1		--
Headroom, front/rear with moonroof (in)	--		37.4 / 37.1
Shoulder room, front/rear (in)	57.1 / 55.5		
Hip room, front/rear (in)	56.1 / 56.1		
Legroom, front/rear (in)	42.2 / 38.7		
EPA passenger volume (cu ft)	99.7		
EPA cargo volume (cu ft)	14.8		

Safety & Security

S Standard
 P Package Option
 Q Port Installed Option
 A Accessory
 -- Not Available

2015 MAZDA6	Sport	Touring	Grand Touring
Safety			
Advanced front air bags with seat belt-use, passenger-weight and sensors**	S	S	S
Front side-impact air bags and side-impact air curtains**	S	S	S
3-point seat belts for all seating positions	S	S	S
Front seat-belt pretensioners with force limiters	S	S	S
SKYACTIV-Body	S	S	S
Side-impact door beams	S	S	S
Foldaway brake pedal assembly	S	S	S
Active Safety			
Anti-lock Brake System (ABS) w/ Electronic Brakeforce Distribution (EBD) & Brake Assist	S	S	S
Dynamic Stability Control (DSC) ^{††} and Traction Control System (TCS)	S	S	S
Blind Spot Monitoring (BSM) with Rear Cross Traffic Alert ^{††}	--	S	S
Hill Launch Assist (HLA)	S	S	S
Smart City Brake Support ^{***}	--	P	S
Lane Departure Warning System ^{†††}	--	--	P
Forward Obstruction Warning ^{†††}	--	--	P
Rear Cross Traffic Alert System	--	S	S
Security			
Engine-immobilizer anti-theft system	S	S	S
Alarm system	--	--	S
Keyless remote panic button (on key fob)	S	S	S
Tire-Pressure Monitoring System (TPMS)	S	S	S
LATCH child-safety-seat anchors & upper tethers	S	S	S
Child-safety rear door locks	S	S	S

Packages & Options

■ Standard
 ■ Package Option
 □ Port Installed Option
 ■ Accessory
 -- Not Available

2015 MAZDA6	Sport	Touring	Grand Touring
Packages & Options			
Touring Moonroof Package -Power sliding-glass moonroof with one-touch-open feature and interior sunshade - Bose® Centerpoint Surround Sound system with AudioPilot® 2 and 11 speakers (including subwoofer) -SiriusXM Satellite Radio with 4-month trial subscription	--	□	--
Touring Technology Package (requires Moonroof Package) - Mazda navigation system - Smart City Brake Support*** - Auto on/off headlights - Rain-sensing windshield wipers - Auto-dimming driver's side mirror - Heated side mirrors - Auto-dimming rearview mirror with Homelink®	--	□	--
GT Technology Package - Mazda Radar Cruise Control*** - Forward Obstruction Warning System*** - i-ELOOP regenerative engine braking - Lane Departure Warning*** - Active Grille Shutters - Sport Mode Button - High Beam Control	--	--	□
Crystal White Pearl Paint (Extra Cost Option)	□	□	□
Soul Red Paint (Extra Cost Option)	□	□	□
Audio & Entertainment			
Navigation System - Plug & Play	■	■	■
Portable navigation device - Garmin nuvi 2597LMT	■	■	--
Portable navigation device - Garmin nuvi 35970LMT	■	■	--
Portable navigation device - Garmin nuvi 44LM	■	■	--
3.5mm audio cable	■	■	■
Exterior			
Car cover	■	■	■
Paint protection, door edge	■	■	■
Paint protection, front kit	□ / ■	□ / ■	□ / ■
Paint protection, rear bumper (not available with rear bumper guard)	□ / ■	□ / ■	□ / ■
Fog lights	□ / ■	□ / ■	■
License plate frame	■	■	■
Moonroof wind deflector	--	■	■
Rear parking sensors	□ / ■	□ / ■	□ / ■
Rear bumper guard (not available with rear bumper paint protection)	□ / ■	□ / ■	□ / ■
Rear spoiler	□ / ■	□ / ■	■
Side window deflectors (set of four)	■	■	■
Splash guards, front	■	■	■
Splash guards, rear	■	■	■
Wheel locks	□ / ■	□ / ■	□ / ■
Touch-up paint	■	■	■
Interior			
Alloy pedals and footrest	■	■	■
Auto-dimming mirror with compass (NA with Touring Technology Package)	□ / ■	□ / ■	--
Auto-dimming mirror with compass & HomeLink®	■	■	--
All-weather floor mats	□ / ■	□ / ■	□ / ■
Cargo mat, carpet	□ / ■	□ / ■	□ / ■
Cargo net, envelope type	□ / ■	□ / ■	□ / ■
Doorsill trim plates	□ / ■	□ / ■	□ / ■
First aid kit	■	■	■
Remote engine start (automatic transmission only)	■	■	■
Roadside assistance kit	■	■	■
Cargo tray	■	■	■
Windshield sun screen	■	■	■

Warranty

Every new Mazda comes with a comprehensive limited warranty that provides coverage in the unlikely event a repair is needed in the first years after your vehicle's purchase. We'll be right there with you all the time, wherever you go by providing warranty coverage and roadside assistance so that the total enjoyment of driving a Mazda never stops.

2015 Mazda Vehicles:

Mazda Limited Warranty Coverage:

3-year/36,000-mile*	"Bumper-to-Bumper" Limited Warranty
5-year/60,000-mile*	Limited Powertrain Warranty
3-year/36,000-mile*	24/7 Roadside Assistance Program

*Whichever comes first.

BUMPER-TO-BUMPER LIMITED WARRANTY

Mazda warrants that new Mazda cars and trucks will be free of defects with normal use and prescribed maintenance for 36 months or 36,000 miles, whichever comes first. Ordinary maintenance items or adjustments, parts subject to normal wear and replacement and certain other items are excluded. This transferable "limited warranty" is included on Mazda vehicles sold and serviced in the United States.

POWERTRAIN LIMITED WARRANTY

Mazda warrants that the [Powertrain Components](#) of new Mazda cars and trucks will be free of defects with normal use and prescribed maintenance for 60 months or 60,000 miles, whichever comes first. Ordinary maintenance items or adjustments, parts subject to normal wear and replacement and certain other items are excluded. This "limited warranty" is transferable during the warranty period on Mazda vehicles sold and serviced in the United States.

24/7 ROADSIDE ASSISTANCE

If Mazda vehicle is not driveable due to a warranted part failure during the coverage period of the New Vehicle Limited Warranty (36 months/36,000 miles), towing service will be covered to the nearest Mazda Dealer. In addition, if a Mazda vehicle is not driveable due to the failure of a warranted powertrain component, then towing service will be covered during the coverage period of the Powertrain Limited Warranty (60 months/60,000 miles).

Call 1-800-866-1998



Or [download](#) the free Mazda Assist mobile app to your iPhone®.

* iPhone is a registered trademark of Apple Computer, Inc.

† EPA-estimated mileage. Actual results will vary, depending on driving conditions.

‡ Rearview camera does not provide a comprehensive view of the entire area behind this vehicle.

** Always wear your seat belt and secure children in the rear seats in appropriate child restraints.

†† Dynamic Stability Control is an electronic system to help the driver maintain control under adverse conditions. It is not a substitute for safe driving practices. Factors including speed, road conditions and driver steering input can all affect whether DSC will be effective in preventing loss of control. Please see the Owner's Manual for further details.

‡‡ Always check your mirrors. Be aware of the traffic around you.

*** Smart City Brake Support operates in certain low-speed situations. Factors including speed, road conditions and driver input can all impact stopping distance. Smart City Brake Support is not a substitute for safe and attentive driving and does not guarantee instant stopping. Please see your owner's manual for further details.

††† Lane Departure Warning System is not a substitute for safe and attentive driving. There are limitations to the range and detection of the system. Please see your owner's manual for further details.

‡‡‡ Mazda Radar Cruise Control and Forward Obstruction Warning are not substitutes for safe and attentive driving. There are limitations to the range and detection of these systems. Please see your owner's manual for further details.

SKYACTIV is a registered trademark of Mazda Motor Corporation.

Bluetooth is a registered trademark of Bluetooth SIG, Inc.