

Visit us online to create your ideal INFINITI.

www.infiniti.ca

Join our community, and get the latest info.



U.S. model shown. Always wear your seat belt, and please don't drink and drive.
© 2016 INFINITI A Division of Nissan Canada Inc.
INFINITI Model Names are Nissan trademarks.

2017
Q50



INFINITI.

EMPOWER THE DRIVE™

INFINITI

EMPOWER THE DRIVE

We are like you. We push ourselves beyond our comfort zone. While others might be content with making better machines, we are driven to go beyond—to design cars that push human potential. We build technology to enhance your senses, striking design that demands a response and performance that makes you feel more alive. Prepare to experience the road as it was intended.



INFINITI Q50

Empower the drive with technology. Featuring innovations that enhance everything you do behind the wheel. The world's first digital steering system¹ with power to steer quicker and smoother than imagined. Predictive Forward Collision Warning^{1,2} enables the vehicle to see two cars ahead, even when you can't. And Active Lane Control^{1,3} to help stay the course in crosswinds and on uneven roads. Q50. Elevate your journey.

U.S. model shown.

ELEVATING YOUR POWER AND POTENTIAL

This is power through innovation, where the forces of technology blow past limits. Choose from four advanced engines, including a pair of 3.0-litre V6 twin-turbos¹ for jaw-dropping performance.

SIGN OF PERFORMANCE At INFINITI, performance is more than delivering a heightened driving experience. We believe it should unleash a more dynamic driver in you. And now, a shared passion can be boldly displayed by the letter S. Whether it is more intense power, tuning or design, every INFINITI Sport model represents something special.



Q50 RED SPORT 400 AWD The red “S” represents Q50 performance at the highest level. The Q50 Red Sport 400 AWD is powered by a 3.0-litre V6 twin-turbo 400-HP engine and features special, red-painted Sport Brake calipers and exclusive 19-inch Red Sport 400 wheels. Special Red Sport 400 exhaust tips and red “S” badging add a fearless look.



Q50 3.0T SPORT AWD The silver “S” indicates the Q50 3.0t Sport AWD with an enhanced styling and performance package featuring the Dynamic Digital Suspension, Sport Brakes, 19-inch sport wheels and more-supportive sport seats.



400
HP

9.1
L/100 KM⁴

3.0-LITRE V6 TWIN-TURBO 400-HP ENGINE Inspired by the legendary VQ engines, this 400-HP V6 twin-turbo engine integrates water-cooled air charging, advanced electronic valve timing control, and two turbo speed sensors for faster response at a higher peak.



360
HP

7.7
L/100 KM⁴

3.5-LITRE V6 ENGINE WITH INFINITI DIRECT RESPONSE HYBRID[®] A combined system power of 360 horsepower responds to your call with thrilling immediacy while it achieves a surprising 7.7 l/100 km on the highway.⁴ It transitions from all-electric mode to full-power hybrid mode with an intense and organic response.



300
HP

8.8
L/100 KM⁴

3.0-LITRE V6 TWIN-TURBO 300-HP ENGINE A variant of the V6 found in the Q50 Red Sport 400, this twin-turbo delivers the power you expect from INFINITI performance engineering. Using a lightweight aluminum engine block and friction-reducing technologies, it's ready to respond with 300 HP and 295 lb-ft of torque.

208
HP

8.4
L/100 KM⁴

2.0-LITRE I4 TURBOCHARGED ENGINE Honed for eager response and quick acceleration when you want it, the turbo spools quickly to produce 208 HP at 5500 rpm. It also outputs a stirring 258 lb-ft of torque starting at just 1500 rpm while reaching 8.4 l/100 km on the highway.⁴

U.S. model shown.



U.S. models shown.

PERFORMANCE

CAPTURE THE INTENSITY OF MOTION

Unleash the intelligence and force of the Q50, and free yourself to drive precisely the way you desire.

AN ELECTRIFYING CONNECTION The Q50 steers with innovation. Choose Hydraulic Electronic Power Steering, RACK EPS¹ with Sport mode, or 2nd-gen Direct Adaptive Steering.^{®1} The world's first digital steering system—and available only on Q50 models powered by a V6 engine—Direct Adaptive Steering[®] steers quickest while filtering out unwanted vibration. Tuned for a more natural connection, it also offers multiple settings to personalize performance.

ENHANCED HANDLING The Dynamic Digital Suspension¹—which is available only on Sport models—monitors chassis vitals and continually adjusts the suspension to deliver a smooth ride yet maintains tight handling in the turns. Activate Sport mode and dial up the suspension for even sharper handling whenever you feel like it. Working along with Direct Adaptive Steering,^{®1} it completes a digital handling system for confidence over any winding road.

MORE RESPONSIVE BRAKING With ventilated discs and 4-piston opposed front calipers and 2-piston opposed rear calipers, the Sport Brakes¹—only available on Sport models—provide great stopping force from both sides of the rotor at the same time for better bite, more friction and direct feel than standard brakes. On the Red Sport 400 AWD, these calipers are painted a track-inspired red for visual distinction.

A CONTINUOUS RUSH Acceleration Swell is our vision of power, dedicated to delivering a shape and feel to acceleration. By precisely tuning the engine to unleash torque at a broader rev range, the force you feel seems to increase the faster you go, making Acceleration Swell feel more like a limitless rush than a momentary thrill.

ENHANCING THE DRIVE The INFINITI Drive Mode Selector allows you to personalize the driver settings—from steering, engine and suspension inputs—to best fit your needs of the moment.



INTUITIVE TRACTION Intelligent All-Wheel Drive adjusts for better available traction by sending anywhere from zero to 50% of the power to the front wheels when you need it, and 100% to the rear wheels for sporty response when you don't. You get all-wheel drive traction without sacrificing rear-wheel drive feel.

EXTERIOR DESIGN

SHAPED WITH PURPOSE AND INTENSITY

Break free from convention with design that adds a new dimension to premium styling and leaves an unmistakable impression wherever you go.

IMPRESSION AMPLIFIED Expressing signature INFINITI design, the double arch grille is prominently placed front and centre. The arc of the bottom, like a natural reflection to that of the top, gives the front fascia a distinctive appearance.

ATHLETIC STANCE Large 19-inch alloy wheels¹ not only complement the sporty proportions of the Q50 but are designed to make handling more responsive. The lightweight construction inherently reduces unsprung weight and helps contribute to quicker turn-ins and a better ride.

AERODYNAMIC ADVANTAGE The upper and lower body of the Q50 directs air to flow over, around and under the vehicle, turning it into effective downforce. The overall design achieves zero lift at the front and rear and helps reduce the effect of wind turbulence at higher speeds.

SIGNATURE STARE OF INTENSITY Undeniably INFINITI, the human-eye-like LED headlights and taillights replicate each other whether the lights are on or off.

DESIGN DISTINCTION In signature INFINITI style, the crescent-shaped C-pillar's sculpted surfaces exude elegant, fluid motion.

INTUITIVE FRONT LIGHTING Illuminate where you truly want to be. The Adaptive Front lighting System (AFS)² improves visibility at intersections and around curves by sensing your steering and turning the headlights. Together with LED headlights, AFS helps you see not just ahead but around as well.





MAINTAIN YOUR LANE The Lane Departure Warning and Lane Departure Prevention Systems^{1,5} monitor lane markings and can warn you if you start to drift. If the drift continues, the Lane Departure Prevention System can provide brief steering input to help ease your Q50 back towards the centre of your lane.

KNOW YOUR WAY Find your way through busy streets and unfamiliar territory. INFINITI InTouch™ Navigation^{1,6} lets you choose a view that's most intuitive to you—a 2D overhead view or a 3D Birdview perspective. Now, you can access reliable unlimited search capabilities directly from your vehicle. Search for a destination without knowing the specific name or category, and then save it or start your journey. A connected online search is based on the latest available information.

TRAFFIC TECHNOLOGY

MASTER THE WAY YOU MOVE THROUGH THE CITY

Whether traffic is clear or chaotic, intelligent technologies help guide you through every moment.

HELPING YOU STAY ON PATH Working with Direct Adaptive Steering,^{9,1} Active Lane Control^{1,3} evaluates the road ahead and can automatically make small steering angle corrections due to uneven road surfaces or crosswinds.

KEEP YOUR DISTANCE Distance Control Assist^{1,8} looks ahead and can warn you if your following distance becomes too short. If detected, and you do not take your foot off the accelerator pedal, the system can partially engage the brakes and push back on the accelerator pedal.



U.S. model shown.



INNOVATIVE TECHNOLOGY HELPS YOU SEE AND AVOID

Empowering technologies are on alert, ready to help you respond and acting to help protect.

RECOGNIZING DANGER Predictive Forward Collision Warning^{1,2} uses radar to enable your Q50 to continuously monitor not only the vehicle directly ahead of you but also the vehicle in front of that one. If your Q50 detects a potential risk, it provides an audible and visual alert.

ADVANCED WARNING Forward Emergency Braking^{1,9} adds another dimension of security. It can detect vehicles in the lane ahead of you, and if deceleration is required, the accelerator pedal can be pushed up and the brakes can be applied to help minimize a collision—or even help prevent one.

SENSES WHERE YOU CAN'T SEE The Blind Spot Warning and Blind Spot Intervention® Systems^{1,10} use sensors to help detect vehicles entering the blind spot area. First, a warning light will illuminate; then, if you move toward the occupied lane, a warning sounds. A brief steering input can also be provided to help guide your Q50 back to your current driving lane.

MORE CONFIDENT WHEN BACKING UP Backup Collision Intervention^{1,11} helps increase your awareness. As you back up, the system warns you if approaching vehicles or large stationary objects are detected behind your Q50, and it can help you avoid a collision by applying the brakes.

SEE EVERY SIDE Gain a new perspective on what's around you. With the Around View® Monitor with Moving Object Detection,^{1,12} four cameras and one virtual 360° view from above make it easy to see and manoeuvre in even the tightest spaces.



PREPARED TO PROTECT During emergency braking situations, the Front-seat Pre-Crash Seat Belts¹ are automatically tightened.

STRONGER AND LIGHTER Ultra high-strength steel is twice as strong as conventional steel and is built around you to enhance your safety in case of a collision.

ENHANCED PROTECTION Based on the severity of the crash and seat belt usage, the INFINITI Advanced Air Bag System adjusts inflation in the dual-stage front supplemental airbags. Also featured are front seat-mounted side-impact supplemental airbags and roof-mounted curtain side-impact supplemental airbags.¹³













IN TOUCH WITH YOUR CONNECTED WORLD

INFINITI InTouch™ makes your world flow. Your life is always moving, and INFINITI InTouch™ with Navigation and INFINITI InTouch™ Services seamlessly bring your world into your car. Stay ahead and in contact with voice, text, calendar, navigation and music.^{1,6}



U.S. instrumentation shown.

INFINITI INTOUCH™ SERVICES

-  **VEHICLE HEALTH REPORT**
-  **REPORT STOLEN VEHICLE**
-  **SCHEDULED MAINTENANCE NOTIFICATION**
-  **REMOTE DOOR LOCK/UNLOCK**
-  **REMOTE ENGINE START/STOP^{14,15}**
-  **MAINTENANCE ALERT**
-  **REMOTE HORN AND LIGHTS¹⁶**
-  **ALARM NOTIFICATION**
-  **ENHANCED ROADSIDE ASSISTANCE**
-  **EMERGENCY CALLING**

To learn more about INFINITI InTouch™ Services, please visit www.infiniti.ca/infinitiintouch



U.S. instrumentation shown.

A PREMIUM CONNECTION Every time you get into the Q50, experience a seamless connection with technology that responds like the technology you hold in your hand. Connecting your smartphone to INFINITI InTouch™ with Navigation and INFINITI InTouch™ Services^{1,6} brings your world into your car. Hear text messages read to you. Listen to your playlists. Navigate unfamiliar streets or call your friends. When you're away from your vehicle, you're still connected through the INFINITI InTouch™ Services companion app with features like Remote Engine Start/Stop^{1,14,15} and Remote Door Lock/Unlock.

ADJUSTS TO YOU INFINITI InTouch™^{1,6} delivers an intuitive experience right from your driver's seat in the manner that best suits you. You can interact with the state-of-the-art system however you find easiest. The top screen can be operated by touch, steering wheel switches or the INFINITI Controller; it is primarily used for driving information and navigation.¹ The bottom screen can be operated by touch and lets you manage the infotainment systems, such as audio and climate control.

HIGH-PERFORMANCE AUDIO The Bose® Performance Series with 16 speakers features Advanced Staging Technology that dynamically directs the music to keep you fully immersed in sonic clarity.¹ Genuine metal grilles add a premium touch and help protect the speakers. Whether you're streaming music from your phone via Bluetooth®¹⁶ playing your iPod®¹⁷ or tuned into satellite radio,¹⁸ Centerpoint® 2.0 Surround Technology allows you to enjoy it all in vibrant surround sound.

BLUETOOTH® STREAMING AUDIO Turn your Bluetooth®-enabled smartphone into a source of music, and listen to your top playlists over the Q50's audio system.¹⁶

HANDS-FREE VERSATILITY With the INFINITI Bluetooth® Hands-Free Phone System,¹⁶ you can make and receive wireless calls using voice recognition. No fumbling. No need for a headset. Just press a button on the steering wheel.



U.S. instrumentation shown.



INTERIOR DESIGN

DEDICATION IN EVERY DETAIL

Reveal true craftsmanship that goes into everything you see and the materials you touch.

PLEASING TO THE EYE The soothing glow of the Fine Vision electroluminescent gauges has been designed to not only be brighter, but the contrast delivers information clearly, even at a glance.

CONSISTENT SWITCH FEEL Touch a button. Then touch the one next to it. Every button and switch is crafted with the same level of precision, so you sense a consistent INFINITI feel on your fingertip. With this attention paid to a switch, imagine how the remaining surfaces feel.

TACTILE ARTISTRY The soft, specially treated, semi-aniline leather-appointed sport seats in the Design Package¹ feature a unique quilted pattern and contrast stitching that adds another level of distinction. The centre console and door panels feature Natural Maple Wood Accents to add an extra touch of texture.



SOFTER SEAT BELTS The seat belt is one of the few surfaces you continually touch, so we use a variable herringbone weave that is 20% softer than standard fabrics. This makes it more comfortable to wear, easier to pull out, and even less likely to snag your clothing.



U.S. instrumentation shown.





U.S. model shown.

PERSONAL ATTENTION

TAILORED TO YOUR ARRIVAL

Begin every journey with a special moment. Be at the centre of thoughtful conveniences that always make you feel special.


INVITING YOU IN For added convenience and safety, Welcome Lighting responds to your presence automatically with a sequence of exterior then interior lights. The puddle lights illuminate the ground below, and then the interior lights glow to help you settle in. The choreographed sequence ends with the Start/Stop button pulsing, waiting for you to bring it to life.

WARM GREETINGS During chilly nights and winter months, enjoy the comfort of heated front seats. Feel a special welcome with a simple push of a button.

INFINITI INTELLIGENT KEY® Recognizing you upon your approach, the INFINITI Intelligent Key® lets you unlock the doors and trunk, and even start the engine without taking the key out from your pocket or purse. And as you enter, it slides your seat back for you, then adjusts your steering wheel and outside mirrors automatically to your preferences.¹


OPTIMIZED COMFORT The dual occupant memory system¹ allows two custom profiles. Depending on which key you possess, the preferred settings for the seat, steering column and mirrors are automatically executed with the press of a button, giving both drivers an intimate level of comfort.

RECIRCULATE. REFRESH. RELAX. Just as you don't think about breathing, the Advanced Climate Control System^{1,19} adjusts without you asking. Constantly monitoring the incoming air, it senses outside fumes and automatically closes the vents, recirculating purified air throughout the interior. The system actively cleans the air, helping remove up to 99.5% of allergens.



MAKE IT UNIQUELY YOURS


EXTERIOR COLOURS



INTERIOR COLOURS



INTERIOR TRIM



WHEELS



17 X 7.5-INCH, SPLIT 5-SPOKE ALUMINUM-ALLOY WHEELS WITH ALL-SEASON RUN-FLAT PERFORMANCE TIRES

19 X 8.5-INCH, TRIPLE 5-SPOKE ALUMINUM-ALLOY WHEELS WITH ALL-SEASON RUN-FLAT PERFORMANCE TIRES*

19 X 9.0-INCH UNIQUE ALUMINUM-ALLOY WHEELS WITH ALL-SEASON PERFORMANCE RUN-FLAT TIRES**

INFINITI has taken care to ensure that the colour swatches presented here are the closest possible representations of actual vehicle colours. Actual colours may vary from the colour on your screen due to monitor colour restrictions. Please see the actual colours at your local INFINITI Retailer.

* Additional cost applies for this option.
** Additional cost applies for this option. Q50 Red Sport 400 models only.
*** Additional cost applies for this option. Q50 3.0t Sport and Q50 Red Sport 400 models only.

SPECIFICATIONS

		Q50 2.0t AWD	Q50 3.0t AWD	Q50 Red Sport 400 AWD	Q50 Hybrid AWD
POWER					
Engine					
2.0-litre I4 (1991cc), Turbocharged 16-valve Inline 4-cylinder engine, aluminum-alloy block and head with Idle Stop Start		•			
3.0-litre V6 twin-turbo 300 (2997cc), Turbocharged 24-valve engine, aluminum-alloy block and heads with water-cooled air charging system			•		
3.0-litre V6 twin-turbo 400 (2997cc), Turbocharged 24-valve engine, aluminum-alloy block and heads with water-cooled air charging system, two turbo speed sensors and dual water pumps				•	
3.5-litre V6 with INFINITI Direct Response Hybrid®, utilizing a lithium-ion battery and 50 kW electric motor					•
Valvetrain					
Double overhead camshaft (DOHC), 4 valves per cylinder with hydraulic Variable Valve Timing Control System		•			
Double overhead camshaft (DOHC), 4 valves per cylinder with Continuously Variable Valve Timing Control System (CVTCS) optimizes opening of intake valves			•	•	
Double overhead camshaft (DOHC), 4 valves per cylinder with microfinished camshafts. Steel intake and exhaust valves. Continuously Variable Valve Timing Control System (CVTCS) optimizes opening of intake and exhaust valves					•
Fuel Economy					
Estimated L/100 km (mpg) ⁴ – city		10.7 (26)	12.6 (22)	12.3 (23)	9.1 (31)
Estimated L/100 km (mpg) ⁴ – highway		8.4 (34)	8.8 (32)	9.1 (31)	7.7 (37)
Horsepower					
208 HP @ 5,500 rpm		•			
300 HP @ 6,400 rpm			•		
400 HP @ 6,400 rpm				•	
360 HP (Hybrid System Net Power)					•
Torque					
258 lb-ft @ 1,500-3,500 rpm		•			
295 lb-ft @ 1,600-5,200 rpm			•		
350 lb-ft @ 1,600-5,200 rpm				•	
Peak engine 258 lb-ft and peak electric motor 214 lb-ft					•
Transmission					
Electronically controlled 7-speed automatic with Adaptive Shift Control (ASC). Driver-adaptive learning algorithm senses driving style and adjusts automatic shifting accordingly. Manual shift mode offers sequentially selectable manual gearshifts and Downshift Rev Matching (DRM)		•			
Electronically controlled 7-speed automatic with Adaptive Shift Control (ASC) and dual automatic transmission fluid coolers. Driver-adaptive learning algorithm senses driving style and adjusts automatic shifting accordingly. Manual shift mode offers sequentially selectable manual gearshifts and Downshift Rev Matching (DRM)			•	•	•
Navi Synchronized Adaptive Shift Control		◦	•	•	•
INFINITI Drive Mode Selector settings allow driver to choose between Standard, Sport, Snow, Eco or Personal mode		•	•	•	•
Hill start assist		•	•	•	•
Drive Type					
Intelligent All-Wheel Drive (AWD)		•	•	•	•
HANDLING					
Steering					
Type	Hydraulic Electronic Power Steering with vehicle-speed-sensitive adjustability	•			
	RACK EPS		•	•	
	Direct Adaptive Steering®		◦	◦	•
Turning diameter	11.4 metres/37.4 feet	•	•	•	•
Active Trace Control ²⁰	Active Trace Control (adjusts vehicle braking and engine torque to help enhance cornering feel)	•	•	•	•

HANDLING (continued)

Suspension					
Standard Front	Independent, double-wishbone with coil springs over Dual Flow Path® shock absorbers, stabilizer bar	•	•		
Standard Rear	Independent, multi-link with coil springs over Dual Flow Path® shock absorbers, stabilizer bar	•	•		
Dynamic Digital Suspension Front	Independent, double-wishbone with coil springs over double piston shock absorbers, stabilizer bar. Continuously variable electronically controlled shock absorbers provide high damping force at low frequency vibrations (flat ride) and low damping force at high frequency vibrations (smooth ride)		◦	•	
Dynamic Digital Suspension Rear	Independent, multi-link with coil springs over double piston shock absorbers, stabilizer bar. Continuously variable electronically controlled shock absorbers provide high damping force at low frequency vibrations (flat ride) and low damping force at high frequency vibrations (smooth ride)		◦	•	
Sport-tuned Suspension Front	Independent, double-wishbone with coil springs over double piston shock absorbers, stabilizer bar. Double piston shock absorbers provide high damping force at low frequency vibrations (flat ride) and low damping force at high frequency vibrations (smooth ride)				•
Sport-tuned Suspension Rear	Independent, multi-link with coil springs over double piston shock absorbers, stabilizer bar. Double piston shock absorbers provide high damping force at low frequency vibrations (flat ride) and low damping force at high frequency vibrations (smooth ride)				•
Brakes					
Standard (Front/Rear)	12.6 x 1.1-inch ventilated discs/12.1 x 0.6-inch ventilated discs; 4-wheel, 4-channel ABS	•	•		•
Sport	4-piston opposed front calipers with 14.0 x 1.3-inch ventilated discs/2-piston opposed rear calipers with 13.8 x 0.8-inch ventilated discs; 4-wheel, 4-channel ABS		◦	•	
Hybrid	Regenerative Braking System				•
Wheels and Tires					
Standard	17 x 7.5-inch, split 5-spoke aluminum-alloy wheels with 225/55R17 all-season run-flat performance tires	•	•		
Sport	19 x 8.5-inch, triple 5-spoke aluminum-alloy wheels with 245/40R19 all-season run-flat performance tires		◦		•
Red Sport 400 AWD	19 x 9.0-inch unique aluminum-alloy wheels with all-season run-flat performance tires			•	
EXTERIOR					
Features					
Automatic on/off LED headlights with Daytime Running Lights and front LED fog lights		•	•	•	•
Adaptive Front lighting System			◦	◦	•
High Beam Assist			◦	◦	•
LED rear brake lights and centre high-mounted stoplight		•	•	•	•
Comprehensive airflow management for low coefficient of drag (Cd) and zero-lift front and rear aerodynamics		•	•	•	•
Power sliding tinted glass moonroof with one-touch auto-open/close, tilt feature and sliding sunshade		•	•	•	•
Remote keyless entry system with door handle touch selective unlocking of driver's door or all doors		•	•	•	•
Remote power-opening of windows using INFINITI Intelligent Key®		•	•	•	•
Remote Engine Start ^{14,15}			•	•	•
Power heated outside mirrors with integrated LED turn signal lamp		•	•	•	•
Auto-dimming outside mirrors with reverse tilt-down feature		◦	•	•	•
Rain-sensing front windshield wipers		•	•	•	•
Front door handle courtesy lights		•	•	•	•
Rear window defroster with indicator light and timer		•	•	•	•
Dual chrome exhaust finishers		•	•		•
Unique dual exhaust tips with brushed satin finish				•	
Rear Decklid Spoiler				•	
Red finish front and rear sport brake calipers				•	

	Q50 2.0t AWD	Q50 3.0t AWD	Q50 Red Sport 400 AWD	Q50 Hybrid AWD
INTERIOR				
Features				
INFINITI Intelligent Key® with Push Button Ignition	•	•	•	•
Dual Zone Automatic Temperature Control (ATC) system with microfilter	•	•	•	•
Advanced Climate Control System (ACCS) with auto-recirculation, Plasmacluster® air purifier and Grape Polyphenol Filter ¹⁹	◦	•	•	•
Rear console-mounted air vents and rear floor heater ducts	•	•	•	•
Power windows with illuminated switches and one-touch auto-up/down with auto-reverse feature	•	•	•	•
Power door locks with automatic locking feature	•	•	•	•
Valet key and trunk lockout feature	•	•	•	•
Retained accessory power for windows and moonroof (if equipped)	•	•	•	•
Sequential welcome lighting illuminated entry system with delayed fade-out	•	•	•	•
Front sun visors with illuminated vanity mirrors	•	•	•	•
Dual overhead front map lights with overhead sunglasses storage; rear-seat reading lights	•	•	•	•
Front seatback map pockets; front door pockets	•	•	•	•
Dual front and rear cup holders and front door bottle holders	•	•	•	•
Front armrest with storage compartment, two 12-volt power outlets, auxiliary input jacks and two USB connection ports ¹⁷	•	•	•	•
Fold-down rear-centre armrest with cupholders	•	•	•	•
Battery saver helps prevent accidental discharging if electrical accessories are left on	•	•	•	•
Front and rear carpeted floor mats	•	•	•	•
Seating and Trim				
Leatherette-appointed seating	•			
Leather-appointed seating	◦	•	•	•
Kacchu aluminum interior trim	•	•	•	
Maple wood trim		◦	◦	•
Natural Maple Wood			◦	
8-way power driver's seat with adjustable manual lumbar support: 8-way power front-passenger's seat	•			
8-way power driver's seat with adjustable power lumbar support: 8-way power front-passenger's seat	◦	•		•
8-way power sport type leather-appointed front seats. Driver's seat power lumbar and power torso support adjustments with manual thigh extension		◦	•	
60/40-split folding rear seatbacks	◦	•	•	
Dual occupant memory system for driver's seat, mirrors and steering wheel settings, linked to individual Intelligent Keys	◦	•	•	•
Entry/exit assist for driver's seat and steering wheel	◦	•	•	•
Heated front seats	•	•	•	•
Heated steering wheel	•	•	•	•
Leather-wrapped 3-spoke steering wheel and shift knob with aluminum accent	•	•	•	•
Aluminum front doorsill kick plates with INFINITI logo (INFINITI Radiant Illuminated Kick Plates standard on Q50 Red Sport 400 AWD)	•	•	•	•
Aluminum-accented pedals and footrest		◦	•	
Audio and Entertainment System				
6-speaker audio system with high-definition AM/FM radio, CD with MP3 playback capability, Radio Data System (RDS) and speed-sensitive volume control	•			
Bose® Performance Series Audio System with Advanced Staging Technology, Centerpoint® 2.0 Surround, 16 speakers (featuring door-mounted metal/aluminum speaker grilles), AM/FM radio, CD player with MP3 playback capability, Radio Data System (RDS) and speed-sensitive volume control	◦	•	•	•
INFINITI InTouch™ Apps ⁶	•	•	•	•
Two USB connection ports for iPod® interface, flash drive or other compatible devices ¹⁷	•	•	•	•
SiriusXM Satellite Radio with 3-month trial subscription ¹⁸	•	•	•	•
Driver's Audio Stage	◦	•	•	•
Steering wheel-mounted audio controls	•	•	•	•
Dual in-glass diversity antennas	•	•	•	•

• Standard ◦ Available

	Q50 2.0t AWD	Q50 3.0t AWD	Q50 Red Sport 400 AWD	Q50 Hybrid AWD
INTERIOR (continued)				
Instrumentation and Driver Controls				
INFINITI InTouch™ dual display system screens, LCD/VGA 8-inch upper and 7-inch lower colour vehicle-information displays ⁶	•	•	•	•
INFINITI InTuition™ fully customizable digital environment for audio, climate control, feature displays, IT functions and navigation settings stored in each INFINITI Intelligent Key®	◦	•	•	•
INFINITI Voice Recognition for audio and vehicle information systems	◦	•	•	•
Bluetooth® Hands-Free Phone System ¹⁶	•	•	•	•
Energy usage instrument meter with special split-screen viewing display. Direct Response Hybrid® system display shows energy flow and real-time fuel efficiency				•
RearView Monitor ²¹	•	•	•	
Around View® Monitor with Moving Object Detection and Front and Rear Sonar System ^{12,22}		◦	◦	•
Multi-function trip computer with fuel range and outside temperature display	•	•	•	•
Active Noise Control				•
INFINITI InTouch™ Navigation with Lane Guidance and 3D building graphics ⁶	◦	•	•	•
INFINITI InTouch™ Services with 1 year of safety, security, and convenience services ⁶	◦	•	•	•
Fine Vision electroluminescent gauges	•	•	•	•
Tilt and telescopic steering column	•			
Power tilt and telescopic steering column	◦	•	•	•
Solid-magnesium paddle shifters		◦	•	
Auto-dimming inside mirror with HomeLink® Universal Transceiver	•	•	•	•
Cruise control with steering wheel-mounted switches	•	•	•	•
SAFETY FEATURES				
Safety				
INFINITI Advanced Air Bag System (AABS) includes dual-stage front supplemental airbags with an occupant-classification sensor. Airbag inflation rate depending on crash severity. If the front-passenger's seat is empty, a sensor will deactivate the airbag ¹³	•	•	•	•
Driver and front-passenger side-impact supplemental airbags ¹³	•	•	•	•
Roof-mounted curtain side-impact supplemental airbags for front and rear-seat outboard occupant head protection ¹³	•	•	•	•
Front seat belts with pre-tensioners and load limiters, driver's seat Emergency Locking Retractor (ELR) and passenger's seat ELR and Automatic Locking Retractor (ALR)	•	•	•	•
Second-row 3-point seat belts with ELR and ALR	•	•	•	•
Zone Body construction with reinforced passenger compartment and front and rear crumple zones	•	•	•	•
LATCH System (Lower Anchors and Tethers for CHildren) helps simplify proper installation of compatible child restraint seats	•	•	•	•
Brake Assist (BA) ²³	•	•	•	•
4-wheel Anti-lock Braking System (ABS) with Electronic Brake force Distribution (EBD)	•	•	•	•
Vehicle Dynamic Control (VDC) ²⁴ with Traction Control System (TCS)	•	•	•	•
Tire Pressure Monitoring System (TPMS) provides specific information for each tire and low pressure warning ²⁵	•	•	•	•
Slide-away brake pedal assembly	•	•	•	•
Emergency inside trunk release	•	•	•	•
Approaching Vehicle Sound for Pedestrians (VSP)				•
Front-seat Pre-Crash Seat Belts		◦	◦	•
Backup Collision Intervention (BCI) ¹¹		◦	◦	•
Blind Spot Warning (BSW) System ¹⁰		◦	◦	•
Blind Spot Intervention® (BSI®) System ¹⁰		◦	◦	•
Predictive Forward Collision Warning (PFCW) ²		◦	◦	•
Forward Emergency Braking (FEB) ⁹		◦	◦	•
Lane Departure Warning (LDW) and Lane Departure Prevention (LDP) Systems with Active Lane Control™ ^{3,5}		◦	◦	•
Security				
Remote keyless entry system with door handle touch selective unlocking of driver's door or all doors	•	•	•	•
Vehicle Security System with INFINITI Vehicle Immobilizer System	•	•	•	•

• Standard ◦ Available

	Q50 2.0t AWD	Q50 3.0t AWD	Q50 Red Sport 400 AWD	Q50 Hybrid AWD
OPTION PACKAGES				
Premium Package Bose® Performance Series 16-speaker Audio System with Advanced Staging Technology, Centerpoint® 2.0 Surround • Memory auto-dimming outside mirrors with reverse link • Power tilt and telescopic steering wheel with memory and easy entry • INFINITI InTouch™ with Navigation with Lane Guidance and 3D building graphics ⁶ • INFINITI InTouch™ Services with 1 year of safety, security, and convenience services ⁶ • Navigation Synchronized Adaptive Shift Control • Voice Recognition for navigation functions • Advanced Climate Control System with auto-recirculation, Plasmacluster® air purifier and Grape Polyphenol Filter ¹⁹ • Leather-appointed seats • 60/40 split-folding rear seats with centre armrest pass-thru • Memory front driver seat • Power lumbar adjustment for front driver seat	◦	•	•	•
Driver Assistance Package Forward Emergency Braking ⁹ • Predictive Forward Collision Warning (PFCW) ² • Around View® Monitor with Moving Object Detection and Front and Rear Sonar System ^{12,22} • Blind Spot Warning ¹⁰ • Backup Collision Intervention with Cross Traffic Alert (CTA) ¹¹		◦	◦	•
Technology Package – Requires Driver Assistance Package on Q50 3.0t AWD. Adaptive Front lighting System with auto-leveling headlights • High beam assist headlights (high/low automatic change) • Genuine Maple Wood • Front-seat Pre-Crash Seat Belts • Direct Adaptive Steering® • Distance Control Assist (DCA) ⁸ • Blind Spot Intervention® (BSI®) System ¹⁰ • Intelligent Cruise Control (Full-Speed Range) ⁷ • Lane Departure Warning ⁵ • Lane Departure Prevention ⁵ with Active Lane Control ^{7,3} • Eco Pedal • 19 x 8.5-inch, triple 5-spoke aluminum-alloy wheels (Q50 3.0t AWD only)		◦	◦	•
Sport Package 19 x 8.5-inch, triple 5-spoke aluminum-alloy wheels with 245/40R19 all-season performance tires • Solid-magnesium paddle shifters • Aluminum-accented pedals and footrest • Front sport type leather-appointed seats with manual thigh extension and driver power torso bolsters • Sport Brakes with 4-piston opposed front calipers with 14.0 x 1.3-inch ventilated discs/2-piston opposed rear calipers with 13.8 x 0.8-inch ventilated discs; 4-wheel, 4-channel ABS • Front Sport Bumper • Dynamic Digital Suspension • Fast ratio electronic power steering		◦		
Design Package – Requires Technology Package. Graphite or Havana brown semi-aniline leather seating • Natural Maple Wood (over Maple Wood) • Seat quilting and contrast stitching • Dark chrome interior trim • Unique black headliner and pillars			◦	
ACCESSORIES²⁶				
19-inch, Split 5-spoke Bright Wheel			◦	◦
17-inch, Split 5-spoke Bright Wheel	◦	◦		
Rear Bumper Protector	◦	◦	◦	◦
INFINITI Radiant Illuminated Kick Plates	◦	◦	•	◦
INFINITI Radiant Exterior Ground Lighting	◦	◦	◦	◦
Rear Decklid Spoiler	◦	◦	•	◦
Moonroof Wind Deflector	◦	◦	◦	◦
Carpeted Trunk Mat	◦	◦	◦	◦
Trunk Protector	◦	◦	◦	◦
Trunk Organizer	◦	◦	◦	◦
All-season Rubber Floor Mats	◦	◦	◦	◦

• Standard ◦ Available

	Q50 2.0t AWD	Q50 3.0t AWD	Q50 Red Sport 400 AWD	Q50 Hybrid AWD
DIMENSIONS				
Exterior				
Coefficient of drag (Cd)	0.26	0.26	0.28	0.26
Overall length (mm/inches)	4,783/188.3	4,783/188.3	4,803/189.1	4,783/188.3
Overall width (mm/inches)	1,824/71.8	1,824/71.8	1,824/71.8	1,824/71.8
Overall height (mm/inches)	1,453/57.2	1,453/57.2	1,453/57.2	1,453/57.2
Wheelbase (mm/inches)	2,850/112.2	2,850/112.2	2,850/112.2	2,850/112.2
Track width (mm/inches)–Front	1,544/60.8	1,544/60.8	1,534/60.4	1,534/60.4
Track width (mm/inches)–Rear	1,565/61.6	1,570/61.8	1,565/ 61.6	1,560/61.4
Interior				
Headroom with moonroof (mm/inches)–Front	1,003/39.5	1,003/39.5	1,003/39.5	1,003/39.5
Headroom with moonroof (mm/inches)–Rear	935/36.8	935/36.8	935/36.8	935/36.8
Legroom (mm/inches)–Front	1,130/44.5	11,30/44.5	1,130/44.5	1,130/44.5
Legroom (mm/inches)–Rear	892/35.1	892/35.1	892/35.1	892/35.1
Shoulder room (mm/inches)–Front	1,440/56.7	1,440/56.7	1,440/56.7	1,440/56.7
Shoulder room (mm/inches)–Rear	1,425/56.1	1,425/56.1	1,425/56.1	1,425/56.1
Hip room (mm/inches)–Front	1,351/53.2	1,351/53.2	1,351/53.2	1,351/53.2
Hip room (mm/inches)–Rear	1,334/52.5	1,334/52.5	1,334/52.5	1,334/52.5
Weight and Capacity				
Passenger volume—with moonroof (litres/cubic feet)	2,832/100	2,832/100	2,832/100	2,832/100
Cargo volume (litres/cubic feet)	374/13.2	382/13.5	382/13.5	266/9.4
Curb weight (kg/lbs)	1,744/3845	1,786/3937	1,839/4054	1,890/4166
Weight distribution (percent) (front/rear)	54/46	57/43	57/43	55/45
Fuel capacity (litres/gallons)	76/20	76/20	76/20	67/17.8

This brochure is intended for general descriptive and informational purposes only. It is subject to change and does not constitute an offer, representation or warranty (express or implied) by INFINITI a Division of Nissan Canada, Inc. Interested parties should confirm the accuracy of any information in this brochure as it relates to a vehicle directly with INFINITI a Division of Nissan Canada, Inc., before relying on it to make a purchase decision. INFINITI a Division of Nissan Canada, Inc., reserves the right to make changes, at any time, without prior notice, in prices, colours, materials, equipment, specifications, and models and to discontinue models or equipment. Due to continuous product development and other pre- and post-production factors, actual vehicle, materials and specifications may vary from this brochure. Some vehicles shown with optional equipment. See the actual vehicle for complete accuracy. Availability and delivery times for particular models or equipment may vary. For additional information on availability, options or accessories, see your INFINITI Retailer or contact INFINITI a Division of Nissan Canada, Inc.

1 Available on select models. **2** Predictive Forward Collision Warning is intended to warn you before a collision occurs; it cannot prevent a collision. Speed and other limitations apply. See Owner's Manual for details. **3** Active Lane Control cannot prevent accidents or loss of control. It is the driver's responsibility to be in control of the vehicle at all times. Active Lane Control may not detect the lane markers in certain road, weather or driving conditions. **4** 2017 EPA Fuel Economy Estimates. Actual mileage may vary with driving conditions. Use for comparison only. **5** The Lane Departure Warning and Lane Departure Prevention Systems operate only when the lane markings are clearly visible. Speed limitations apply. See Owner's Manual for details. **6** Driving is serious business. Only use INFINITI InTouch Services when safe to do so. Services, including automatic crash notification and SOS, require an active subscription, and are dependent upon the telematics device being in an operative condition, its ability to connect to a wireless network, compatible wireless network availability, navigation map data, and GPS satellite signal receptions, the absence of which can limit or prevent the ability to reach Customer Care or receive support. Services require compatible cellular network provided by independent cellular companies. Cellular network not available in all areas and/or available at all times. Cellular technology is evolving, and changes to cellular networks provided by independent companies are not within INFINITI's or Sirius XM Connected Vehicle Services Canada's ("Sirius XM CVS Canada") control. Like other devices that rely on network coverage, once the network service is discontinued, INFINITI InTouch services will not function unless equipment replacements, upgrades, or alternative network coverage are available at that time, which neither INFINITI nor Sirius XM CVS Canada can guarantee. INFINITI and Sirius XM CVS Canada are not responsible for associated costs that may be required for continued operation due to cellular network shutdown or discontinuation (including equipment upgrades, if available, or roaming charges on alternative networks). Certain vehicle services and features, including Google® compatible services, provided by independent companies are not within INFINITI's or Sirius XM CVS Canada's control and are subject to change without notice or liability to INFINITI or Sirius XM CVS Canada and either of their affiliates and agents. Standard text rates and/or data usage may apply. Certain services require a PIN for activation. Complimentary 12 month subscription begins on your date of purchase. Subsequently, your credit card (if on file) will be charged at the then current subscription rate and your service will continue for 1 year periods under the terms of your Subscription Agreement, unless cancelled. Terms and conditions of subscription agreement apply. See infiniti.ca/infinitiintouch for more information. **7** Intelligent Cruise Control is not a collision avoidance system or warning device. Designed to use limited braking. Failure to apply the brakes could result in an accident. **8** Distance Control Assist helps maintain a distance to the vehicle in front of you under certain conditions. Not a collision avoidance system. Failure to apply the brakes could result in an accident. **9** Forward Emergency Braking cannot prevent accidents due to carelessness or dangerous driving techniques. It may not provide warning or braking in certain conditions. Speed limitations apply. **10** The Blind Spot Warning/Blind Spot Intervention® Systems are not substitutes for proper lane change procedures. The systems will not prevent contact with other vehicles or accidents. They may not detect every vehicle or object around you. **11** Backup Collision Intervention will not detect every object, and speed limitations apply. Always check surroundings and turn to look behind you before moving vehicle. See Owner's Manual for details. **12** Around View Monitor with Moving Object Detection cannot completely eliminate blind spots and may not detect every object. Moving Object Detection operates at vehicle speeds below 8 km/h. Always check surroundings and turn to look behind you before moving vehicle. **13** Airbags are only a supplemental restraint system; always wear your seat belt. Even with the occupant-classification sensor, rear-facing child restraints should not be placed in the front-passenger's seat. All children 12 and under should ride in the rear seat properly secured in child restraints, booster seats, or seat belts according to their size. Airbags will only inflate in certain accidents; see your Owner's Manual for more details. **14** Q50 3.0t AWD, Q50 Red Sport 400 AWD, and Q50 Hybrid AWD models only. **15** Provincial laws may apply; review local laws before using. **16** Availability of specific features is dependent upon the phone's Bluetooth® support. Please refer to your phone Owner's Manual for details. Bluetooth word mark and logos are owned by Bluetooth SIG, Inc., and any use of such marks by INFINITI is under licence. **17** Driving is serious business and requires your full attention. If you have to use the connected device while driving, exercise extreme caution at all times so full attention may be given to vehicle operation. iPod is a registered trademark of Apple Inc. All rights reserved. iPod not included. **18** XM® and SiriusXM® Satellite Radio is available in the 10 Canadian provinces and the 48 contiguous United States. Basic monthly subscription required and sold separately after trial period. NavTraffic®/SiriusXM® Traffic is available in select North American markets. In Canada, at time of printing, incident and flow data is available for 12 metropolitan areas of Canada (Vancouver, Calgary, Edmonton, Toronto, Ottawa, Montreal, Quebec City, Hamilton, St. Catharines, Kitchener, Guelph, and London). Subscription sold separately after trial period. All subscriptions subject to customer agreement at siriusxm.ca/terms. All fees and programming subject to change. © 2016 Sirius XM Canada Inc. The Sirius, XM, and SiriusXM names and all related marks and logos are trademarks of Sirius XM Radio Inc. All other trademarks are the property of their respective owners. **19** The Advanced Climate Control System with Plasmacluster® air purifier helps scrub the air in the vehicle's interior. The system senses exterior odours, suppresses unpleasant interior odours, stops the inflow of external odours and helps keep the cabin smelling fresh, but does not always eliminate odours Plasmacluster is a registered trademark of Sharp Corporation. **20** Active Trace Control cannot prevent accidents or loss of control. It is the driver's responsibility to be in control of the vehicle at all times. **21** Parking aid/convenience feature. Cannot completely eliminate blind spots. May not detect every object and does not warn of moving objects. Always check surroundings and turn to look behind you before moving vehicle. **22** The Sonar System is a convenience, not a substitute for proper parking and/or backing procedures. Always check that it is safe to do so before moving vehicle. May not detect every object. **23** Brake Assist is only an aid to assist the driver and is not a collision warning or avoidance device. It is the driver's responsibility to be in control of the vehicle at all times. **24** Vehicle Dynamic Control, which should remain on when driving except when freeing the vehicle from mud or snow, cannot prevent accidents due to abrupt steering, carelessness, or dangerous driving techniques. **25** Tire Pressure Monitoring System is not a substitute for regular tire pressure checks. **26** May require additional options or option packages.

iPhone is a registered trademark of Apple Inc. AudioPilot, Bose and Centerpoint are registered trademarks of Bose Corporation. HomeLink is a registered trademark of Gentex Corporation.