



Visit us online to create your ideal INFINITI.

www.infiniti.ca

Join our community, and get the latest info.



Always wear your seat belt, and please don't drink and drive. Printed in January 2017.
Catalogue number 99999-17INFLE. © 2017 INFINITI A Division of Nissan Canada Inc.
INFINITI Model Names are Nissan trademarks. ♻️ This brochure is printed on recyclable paper.
INFINITI encourages you to recycle it or perhaps pass it on to a friend.



2017

FULL LINE



INFINITI

EMPOWER THE DRIVE™

INFINITI

EMPOWER THE DRIVE

We are like you. We push ourselves beyond our comfort zone. While others might be content with making better machines, we are driven to go beyond—to design cars that push human potential.

Empower the drive with 30 years of innovation.

During the **mid-1980s**, a group of passionate industry professionals sensed that consumers were yearning for a different kind of premium performance vehicle. One where a personal and rewarding driving experience was more important than the car.


In **1987**, the idea became a reality with the introduction of "INFINITI." The fresh spelling and badge symbolized the brand's desire to always be looking forward to new horizons.

Today, we build technology to enhance your senses, striking design that demands a response, and performance that makes you feel more alive. INFINITI. Belief is power.



TECHNOLOGY TO ENHANCE YOUR SENSES

At INFINITI, we begin with what you feel. Through technology, we elevate it with the INFINITI Safety Shield® philosophy—our comprehensive approach to safety—based on the idea that cars should help protect people.



DIRECT ADAPTIVE STEERING⁰¹
The future is in your hands. At 1,000 adjustments a second, it constantly fine-tunes your steering performance. Unwanted vibrations are filtered out. Fewer steering corrections are required, giving you a strong feeling of confidence and ease.

ACTIVE LANE CONTROL™^{1,2} A world's first technology, Active Lane Control™ uses a camera to detect lane markers. It's engineered to work in concert with Direct Adaptive Steering⁰¹ to compensate for a sloping road or crosswind to help you hold the centre of the travel lane with less effort and fewer corrections.

LANE DEPARTURE PREVENTION^{1,3}
Using a camera to monitor road markings, Lane Departure Prevention is designed to keep your vehicle from unintentionally drifting from the traveling lane when you haven't signalled. Traffic may surround you, but so will confidence.



AROUND VIEW® MONITOR WITH MOVING OBJECT DETECTION^{1,4}
Four cameras and one virtual 360° view from above elevate your parking expertise while also alerting you as to whether a moving or stationary object is detected close by. The Front and Rear Sonar System⁵ also helps you manoeuvre in even the tightest spaces.



BACKUP COLLISION INTERVENTION^{1,6} This visionary technology scans the area behind your car as you back up and warns you if it detects rear cross-traffic and large stationary objects. It's even engineered to brake for you to help you avoid a collision.

BLIND SPOT INTERVENTION^{01,7}
A world's first technology that helps watch for danger you may not see. If it detects a vehicle in the blind spot area, it warns you and is engineered to intervene to help you avoid a collision.

PREDICTIVE FORWARD COLLISION WARNING^{1,8} Your INFINITI can not only monitor the vehicle directly ahead of you but the vehicle in front of that one as well. If the system detects a potential risk, it provides an audible and visual alert.



INTELLIGENT CRUISE CONTROL^{1,9}
Set your desired speed and distance, and Intelligent Cruise Control (Full-Speed Range) can automatically adjust your speed in slowing traffic. When traffic speeds resume, Intelligent Cruise Control can bring you back up to your preset speed and distance.

STRIKING DESIGN THAT DEMANDS A RESPONSE

Power and artistry. Bold yet nuanced. INFINITI design is characterized by dualities. The inspiration may come from art or poetry but the execution is always powerful and purposeful. Specific elements have been designed into the lineup to make it distinctly INFINITI.

DOUBLE-ARCH GRILLE The thick and deep grille anchors are the face of each INFINITI vehicle. The bold top arch represents a bridge, while the lower arch takes on a more fluid form as the bridge's reflection in the water.

INSPIRED BY THE HUMAN EYE The trademark INFINITI light shape can be seen from both the front and side. The LED lighting¹ complements the taillights for a distinctive look from every angle.

CRESCENT-CUT C-PILLAR Modeled after the first or last phase of the moon when only the last sliver is visible. The crescent-cut C-pillar is an integral part of the vehicle design.



BOLD DESIGN The new generation of INFINITI expresses a powerful elegance through its daring proportions and taut, muscular lines. They make an unmistakable emotional statement.

PERFORMANCE THAT MAKES YOU FEEL MORE ALIVE

A performance car is engaging, an INFINITI is empowering. Release the full performance potential of your INFINITI and yourself. And now, a shared passion can be boldly displayed by the letter "S".

OPTIMAL GRIP As road conditions change, INFINITI Intelligent All-Wheel Drive adapts. On dry pavement, 100% of power goes to the drive wheels for fuel efficiency. When All-Wheel Drive is needed, this advanced system automatically diverts up to 50% of the power away from the drive wheels. By constantly monitoring grip at the wheels, Intelligent All-Wheel Drive helps you get maximum traction. Available on all INFINITI models.

AMPLIFY EVERY MOVE No two roads are alike, no two drivers the same. INFINITI was made to adapt. **Dynamic Digital Suspension (DDS)** continually adjusts to corners and road imperfections without you doing a thing, while a **sport-tuned suspension** delivers sharp handling for an experience that heightens the feel of the road.¹



U.S. model shown.



COMMAND EVERY CURVE In your hands, the steering wheel is a powerful tool, and INFINITI offers you three different ways to wield it. **Hydraulic Electronic Power Steering** for a more classic steering feel, **Rack Electronic Power Steering** with Sport mode, for a sharper response, and **Direct Adaptive Steering® (DAS)**, the world's first digital steering system. With DAS, your inputs are digitally processed so steering feels faster and smoother than you ever imagined.¹



RED SPORT 400 At INFINITI, the Red "S" badge represents the highest level of performance and power in the INFINITI lineup. For the Q50 and Q60 Red Sport 400 models, that is a 3.0L V6 twin-turbo 400 HP engine.



SPORT The Q50 and Q60 3.0t Sport models represent an enhanced performance package and tuned setup while featuring a 3.0L V6 twin-turbo 300 HP engine.

Q50 Q60 Q70 QX30 QX50 QX60 QX70 QX80

Featuring innovations that enhance everything you do behind the wheel. Steering is smoother and quicker with the world's first digital steering system.¹ INFINITI Safety Shield® technologies augment your capabilities¹ while advanced engine options empower your drive. Q50 AWD. Elevate the journey.

FOUR-SEASON STATUS

Confidently move ahead with INFINITI Intelligent All-Wheel Drive. It provides maximum traction by constantly adapting to changing road conditions.

STEER WITH ENHANCED PRECISION

Direct Adaptive Steering^{®1} translates your input and converts it into electronic impulses—so you get the response you want. Smooth. Quick. Precise.



U.S. instrumentation shown.



3.0-LITRE V6 TWIN-TURBO 400 HP ENGINE¹
A formidable new engine inspired by the legendary VQ engines, this twin-turbo V6 responds instantaneously and at a higher peak.

2.0-LITRE TURBOCHARGED ENGINE Honed for eager response and quick acceleration when you want it, the turbo spools quickly to produce 208 HP at 5500 rpm.

3.0-LITRE V6 TWIN-TURBO 300 HP ENGINE¹ A variant of the new V6, this twin-turbo engine delivers power you would expect from INFINITI performance engineering.

3.5-LITRE V6 ENGINE WITH INFINITI DIRECT RESPONSE HYBRID^{®1} With a total output of 360 HP, it responds with thrilling immediacy. It transitions from all-electric mode to full-power hybrid mode, with an intense and organic response.

Q50 Q60 Q70 QX30 QX50 QX60 QX70 QX80

The Coupe is Back. Inspired by our heritage of powerful and striking coupes, but it's definitely no throwback. Brace yourself for a pulse-quickening ride with the responsiveness of the first digitally adaptive handling system.¹ Q60 standard AWD. Refine the drive.



U.S. instrumentation shown.




EXHILARATION WIDE OPEN In an INFINITI, acceleration is more than a fleeting thrill. Derived from an award-winning bloodline, the power of the 3.0-litre twin-turbo V6 offers up to 400 HP.¹ Power feels endless because a turbo speed sensor lets it peak higher. Add the efficiency of direct injection, and it seems limitless.

S RED SPORT 400 At INFINITI, the Red "S" badge represents the highest level of performance and power in the INFINITI lineup.

CUSTOMIZE YOUR DRIVE Fine-tune performance and control with the INFINITI Drive Mode Selector. A newly enhanced Drive Mode Selector gives drivers the option to personalize and tailor Dynamic Digital Suspension¹ and Direct Adaptive Steering^{®1} performance, according to their needs and preferred driving style.

Q50 Q60 Q70 QX30 QX50 QX60 QX70 QX80

The sight of graceful curves and beautifully refined angles. The scent of a leather-appointed interior. And the feel of a 5.6L V8, surging ahead with 420 HP¹ Q70 AWD. Refine your expectations.



U.S. instrumentation shown.

DEDICATED TO ENTERTAIN The Bose® Studio Surround® sound system boasts 16 speakers, including 4 mounted on the shoulders of the front seats.

CRUISING COMFORT Climate-controlled front seats surround you in greater comfort by pushing cool or warm air through the front seats to keep you in your preferred temperature zone.¹ **EXTEND YOUR HOSPITALITY** Welcome passengers with spacious and luxurious rear legroom in the Q70L.


A FUTURE OF OUR SHAPING

While no one may know what tomorrow holds, INFINITI is defining its destiny with daring and progressive design. The bold QX Sport Inspiration concept is an outward expression of INFINITI's Powerful Elegance language. Inside, a driver-centric layout promotes the simple pleasures of driving. A two-tone premium leather-trimmed interior echoes a more organic finish and offers an experience that is entirely new to consumers.





U.S. model shown.



U.S. model shown. Final production vehicle may vary.

UNDENIABLY INFINITI You see INFINITI's DNA in every curve. The arc of the top of the grille mirrors the arc of the bottom to form INFINITI's signature double-arch grille. Sit behind the wheel and progressive design reveals itself in a new form. Shapes twist apart in stunning asymmetry, creating a dash that is refreshingly dynamic.

INTELLIGENT PARK ASSIST (IPA)^{1,10} A first for INFINITI, this advanced system makes parking look easy. While you operate the accelerator and brake pedal, IPA can steer your vehicle smoothly—reversing—in or parallel parking into a spot.

TRAFFIC TECHNOLOGY Always move forward with technologies like Intelligent Cruise Control and Lane Departure Warning System^{1,3,9} that meld responsiveness with control, while Around View[®] Monitor with Moving Object Detection^{1,4} increases your awareness.

INNOVATIVE ENGINEERING Whether it's the intuitiveness of the Dual Clutch Transmission, the capability of Intelligent All-Wheel Drive¹ or the adaptability of the Drive Mode Selector, you amplify the connection to every moment.



See the World in Bold. Introducing the First-Ever INFINITI QX30. With a daring exterior design, an interior that greets you with premium touches, and available All-Wheel Drive capability, it's uniquely designed for the uniquely driven. QX30 AWD.¹ Stray the Course.

Q50 Q60 Q70 QX30 **QX50** QX60 QX70 QX80

The body of a crossover and the soul of a coupe, this machine combines fast with nimble. A 325 HP V6 and a 7-speed automatic transmission for enhanced control. QX50 AWD. Master the open road.



Q50 Q60 Q70 QX30 QX50 **QX60** QX70 QX80

We gave it an ingenious, sliding and tilting second-row seat, for easy access to the third row.¹¹ And a powerful engine to keep the driver happy, too. QX60 AWD. Enjoy the drive, no matter where you sit.



AS VERSATILE AS YOU Power-up, folding second-row seats¹ that achieve maximum versatility with a touch of a button. Loading and unloading has never been easier.



U.S. instrumentation shown.

OUTSTANDING COMFORT Standard leather-appointed seats communicate thoughtfulness instantly. During winter months or chilly nights, heated leather-appointed front seats add another level of luxury not usually found in this segment. Above, a power-sliding moonroof opens up new possibilities from every seat.



THREE ROWS OF FLEXIBILITY Adjust to the needs of every passenger and offer a unique second-row seat that tilts and slides with a child seat in place.¹¹



U.S. instrumentation shown.

WORLD'S FIRST SAFETY TECHNOLOGY With the Around View[®] Monitor,^{1,12} you are liberated to see more clearly in tight situations, thanks to four cameras and one 360[°] view, showing you the objects detected around your car. This is one of the many advanced safety features of the INFINITI Safety Shield[®] philosophy.

Q50 Q60 Q70 QX30 QX50 QX60 **QX70** QX80

The original sport-crossover. A bold design with the bones and muscle of an athlete to match. 3.7L V6 with 325 HP and a 7-speed automatic transmission. QX70 AWD. Make your mark.



Q50 Q60 Q70 QX30 QX50 QX60 QX70 **QX80**

The journey is the destination in leather-appointed climate-controlled front seats inspired by private jets. Luxury abounds with a Bose® sound system and a spacious second row. QX80 4WD. Travel first class.



U.S. instrumentation shown.



SIMPLIFIED ENTRY Automatically open the power rear liftgate from the liftgate handle, lower dash or Intelligent Key for easy direct access.

STYLISTIC FLAIR Captivate your senses with an interior design that features high-contrast materials and a deep-pillow-quilted pattern. Bespoke craftsmanship available on QX70 Limited.

STYLE REVOLUTION Unique 21-inch alloy wheels,² exclusive to QX70 Limited, combine elegance with sporting intent.



STABLE CORNERING Enhance your abilities with the Hydraulic Body Motion Control system.¹ By minimizing body lean, the ride feels smoother, more comfortable.



U.S. instrumentation shown.

LUXURY, COMFORT AND SECURITY Indulge your senses—the natural softness of semi-aniline leather and the visual reward of Stratford Burl trim. This is luxury created to move up to 8 passengers¹ with available security inspired by the INFINITI Safety Shield® philosophy.

EMPOWER THE DRIVE



NURTURING THE START-UP COMMUNITY With a commitment to turn ideas into action, the INFINITI LAB is fostering innovation and entrepreneurship around the world. The 4-week INFINITI Condensed Accelerator program, in partnership with Multiplicity, encourages forward-thinking solutions for intelligent urban mobility. Start-ups are mentored on key components of business success and meet with Global thought leaders throughout the program. Upon completion, each team has the opportunity to pitch their business at an exclusive Investor Demo Day, for advancement into the Global INFINITI LAB 3.0 Accelerator program, located in Hong Kong. Home to the driven, the INFINITI LAB is steering the future.

EMPOWER THE RACE

INFINITI is proud to partner with the Renault Sport Formula One™ Team on the Energy Recovery System and the INFINITI Engineering Academy. Modern Formula One™ power units consist of a V6 internal combustion engine and an Energy Recovery System (ERS), a sophisticated performance hybrid technology that INFINITI co-developed for the Renault Sport Formula One™ Team.

Equally innovative, the INFINITI Engineering Academy offers the best and the brightest engineering talent the unique opportunity to work with both automotive and Formula One™ technologies.



This brochure is intended for general descriptive and informational purposes only. It is subject to change and does not constitute an offer, representation or warranty (express or implied) by INFINITI a Division of Nissan Canada, Inc. Interested parties should confirm the accuracy of any information in this brochure as it relates to a vehicle directly with INFINITI a Division of Nissan Canada, Inc., before relying on it to make a purchase decision. INFINITI a Division of Nissan Canada, Inc., reserves the right to make changes, at any time, without prior notice, in prices, colours, materials, equipment, specifications, and models and to discontinue models or equipment. Due to continuous product development and other pre- and post-production factors, actual vehicle, materials and specifications may vary from this brochure. Some vehicles shown with optional equipment. See the actual vehicle for complete accuracy. Availability and delivery times for particular models or equipment may vary. For additional information on availability, options or accessories, see your INFINITI Retailer or contact INFINITI a Division of Nissan Canada, Inc.

1 Available on select models. **2** Active Lane Control cannot prevent accidents or loss of control. It is the driver's responsibility to be in control of the vehicle at all times. **3** The Lane Departure Warning/Lane Departure Prevention Systems operate only when the lane markings are clearly visible. Speed and other limitations apply. See Owner's Manual for details. **4** Around View Monitor with Moving Object Detection cannot completely eliminate blind spots and may not detect every object. Moving Object Detection operates at vehicle speeds below 8 km/h. Always check surroundings and turn to look behind you before moving vehicle. **5** The Sonar System is a convenience, not a substitute for proper parking and/or backing procedures. Always check that it is safe to do so before moving vehicle. May not detect every object. **6** Backup Collision Intervention will not detect every object, and speed limitations apply. Always check surroundings and turn to look behind you before moving vehicle. See Owner's Manual for details. **7** Blind Spot Warning/Blind Spot Intervention Systems are not a substitute for proper lane change procedures. The systems will not prevent contact with other vehicles or accidents. They may not detect every vehicle or object around you. **8** Predictive Forward Collision Warning is intended to warn you before a collision occurs; it cannot prevent a collision. Speed and other limitations apply. See Owner's Manual for details. **9** Intelligent Cruise Control is not a collision avoidance or warning device. Designed to use limited braking. Failure to apply the brakes could result in an accident. **10** Intelligent Park Assist is only an aid. It is not a substitute for your attention to the immediate surroundings. The responsibility for safe manoeuvring and parking the vehicle remains with the driver. **11** Slide-forward function should not be performed with the CRS occupied. **12** Parking aid/convenience feature. Cannot completely eliminate blind spots. May not detect every object and does not warn of moving objects. Always check surroundings and turn to look behind you before moving vehicle.

Bose is a registered trademark of Bose Corporation.