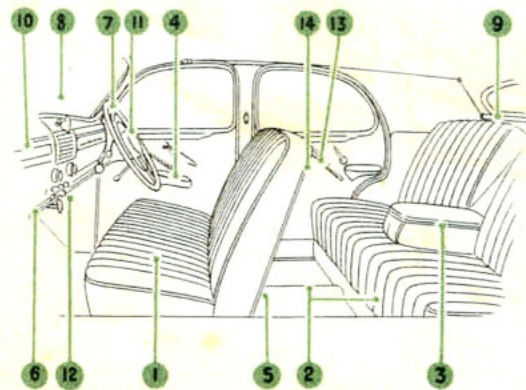


*W.P.*


**PILOT**

**YOU WILL NOTICE THESE FINE DETAILS AND APPOINTMENTS IN PILOT**

1. Craftsmanlike English tailoring of the upholstery.
2. The high quality leather and carpets.
3. Folding centre arm rests in the rear compartment.
4. Arm rests on all four doors.
5. Foot rests for the rear seat passengers.
6. Full-width parcel shelf under instrument panel.
7. The big, easy-to-grip, sprung steering wheel.
8. The opening windscreen.
9. Rear window blind with remote control from the front seat.
10. Handsome plastic instrument panel in grained design, and an electric clock.
11. Self-cancelling switch for direction indicators with tell-tale lights on the instrument panel.
12. Centre grouping of control knobs which include an electric cigarette lighter.
13. Pull-to grips for closing doors.
14. Convenient robe rail.




THE FINEST OF ENGLISH CRAFTSMANSHIP



**TOP QUALITY ENGLISH CAR**

*entirely practical for use in Australia*



The Ford V8 engine gives this English sedan the sustained high performance and power-reserve usually found only in North American type cars. The Pilot is big and robust. It has 108½" wheelbase, a wide wheeltrack and ample clearance for out-back roads.

# PILOT HAS A 3 PLUS RIGHTNESS FOR AUSTRALIA

## PERFORMANCE

that only V8 power can give

## PRACTICABILITY

for Australian roads

## STURDINESS


that will stand up to punishment

Beneath Pilot's roomy body are found the unusual power and performance and comfortable speed obtained from the famous Ford V8 engine. For deft handling in traffic or effortless all-day cruising the Pilot is ideal.



Pilot's chassis design is particularly suited to Australian conditions and Pilot offers a safe, easy ride on good highways and on indifferent cross-country roads alike. Pilot has ample road clearance. Big heavy duty tyres and combined mechanical and hydraulic brakes give extra safety at all times

Pilot is a faithfully built car. It has a solidity of construction and a high degree of engineering finish that enables it to take many years of hard, gruelling usage. Inspect Pilot critically . . . See how splendidly it is finished. You will find the chassis is sturdy and the body as sound as a bell.



*Plus*

**THE STAUNCHNESS, FINISH AND TOUCH OF LUXURY THAT ARE FUNDAMENTALS OF ENGLISH FINE CAR BUILDING**

### STEERING COLUMN GEAR SHIFT

All controls are located centrally and include a steering column gear shift, with 3 forward speeds and reverse.



### SELF-CANCELLING DIRECTION INDICATORS

The self cancelling switch for the direction indicators is on the centre of the steering wheel with tell-tail lights on the instrument panel.



### EASY-CLEAN WHEELS

Pilot's distinctive and graceful wheel caps are richly plated and easily cleaned.



### SMART AND GREATER CONVENIENCE IN HOUSING OF SPARE AND LUGGAGE

The spare wheel is unusually accessible, located inside the lid of the boot.

The boot provides generous luggage space within easy reach.



**ENGINE.** V-8 cyl. capacity 3,622 cc. Bore 3.06" (77.79 mm.), stroke 3.75" (92.25 mm.). Comp. ratio 6.15 to 1. Rated h.p. 30.01, developing 85 b.h.p. at 3,500 r.p.m. Oil bath air cleaner, external replaceable oil filter.

**ELECTRICAL SYSTEM.** 6-volt lighting, coil ignition, automatic advance and retard, constant voltage control.

**FUEL SYSTEM.** Dual down-draught carburettor, mechanical petrol pump. Petrol tank capacity 12½ gallons (56.8 litres).

**COOLING SYSTEM.** Thermo-syphon, assisted by two centrifugal impellers. Built-in thermostats. Water capacity 4.5 imp. gallons (20.375 litres).

**TRANSMISSION.** Dry single plate centrifugally assisted clutch.

**GEAR RATIOS.** Bottom Gear ... 11.77  
2nd Gear ... 6.70  
Top Gear ... 3.78  
Reverse ... 15.13

Synchromesh operates between top and 2nd gear

**GEAR LEVER.** Control mounted on steering column.

**SUSPENSION.** Transverse semi-elliptic springs with oil-less shackles.

**SHOCK ABSORBERS.** Double-action hydraulic type.

**STEERING.** Worm and roller type. Ratio 15.8 : to 1.

**WHEELS AND TYRES.** Wheels (easy clean) pressed steel. Tyres 6.50 x 16.

**BRAKES.** Hydro-mechanical, brake drum dia. 12" (34.49 cm.).

**BODY.** Welded steel, 4 door. Safety glass all-round, opening windscreen. Luggage compartment accessible from outside, spare wheel enclosed in luggage compartment door.

**INSTRUMENTS.** Conveniently grouped, including fuel gauge, oil pressure gauge, water temperature gauge, speedometer and ammeter.

**CONTROLS.** All controls are located centrally and include instrument panel lighting rheostats, starter and lighting switches, windscreen wiper and choke controls, tell-tale lights for ignition and direction indicators. The self-cancelling indicator switch is on the centre of the steering wheel. Finger-tip horn ring and steering column gear-shift lever. Steering and ignition lock mounted on steering column. Foot-operated head-lamp dipper switch.

**EQUIPMENT.** Dual vacuum-operated windscreen wipers, self-cancelling direction indicators, dual "Wind-tone" horns, three ash-trays, electric cigarette lighter, electric clock, two sun visors, full width parcel tray under the instrument panel, bench type adjustable front seat, arm rests on all four doors. Locks on doors, luggage compartment, ignition and steering. Remote control rear blind.

### GENERAL DIMENSION.

Overall length	... 14' 6½" (4.438 m.)
Overall width	... 5' 9½" (1.765 m.)
Overall height	... 5' 6" (1.676 m.)
Wheelbase	... 9' 0½" (2.75 m.)
Track, front	... 4' 7½" (1.419 m.)
Track, rear	... 4' 10" (1.473 m.)
Turning circle	... 41.6' (R.) (12.649 m.) 42.6' (L.) (12.954 m.)

**FORD-ECLIPSE CAR RADIO.** Specially designed for Pilot and providing the range and tonal qualities of a fine living-room set. A genuine Ford Accessory easily installed and available at moderate extra cost. Your Ford Dealer will be glad to give you details.

Ford Motor Company of Australia Pty. Ltd., whose policy is one of continuous improvement, reserves the right, subject to such regulations as may from time to time apply, to change specifications and prices at any time without notice or incurring liability to purchasers.

**FORD MOTOR COMPANY OF AUSTRALIA PTY. LTD.**

REGISTERED OFFICE: GEELONG, VICTORIA

### Radio - - SPECIALLY DESIGNED FOR PILOT

Ford-Eclipse Car Radio has been specially designed for Pilot by one of Australia's leading manufacturers. A genuine Ford accessory, it offers living-room reception and range. Ask your Ford dealer about it.

