



THE NEW FORD ZEPHYR



SPECIFICATIONS

ENGINE. 6-cylinder 155.80 cu. in. capacity. Bore 3.25 in. Stroke 3.13 in. Overhead valves. Compression ratio 7.8:1. Maximum B.H.P. 86 @ 4,200. Maximum Torque 136 @ 2,000 r.p.m.

LUBRICATION. Full-pressure type to main, camshaft and connecting rod bearings. Gear-driven oil pump. Full-flow type oil filter fitted to cylinder block; sump capacity 7 pints.

COOLING SYSTEM. Water-pump and thermostat. Two-blade fan. Capacity of system 22 pints.

FUEL SYSTEM. Downdraught carburettor. Oil bath air cleaner. Mechanical diaphragm type fuel pump. Fuel tank capacity 10.5 gal.

ELECTRICAL SYSTEM. 12-volt 57 amp./hr @ 20 hr. rate battery belt-driven voltage regulated generator. Oil-filled coil.

TRANSMISSION (CONVENTIONAL). Three-speed, synchromesh on 2nd and top helical gears manually operated by gear change lever on steering column. Overall ratios 1st 11.08:1, 2nd 6.40:1, 3rd 3.90:1, Reverse 15.06:1. Single dry-plate clutch, hydraulically operated and with permanently lubricated ball-bearing type throw-out bearings.

TRANSMISSION (AUTOMATIC). Three automatic forward speeds with a direct drive lock-up (converter by-passed) through the action of a single plate clutch incorporated in the torque converter. Gear ratios (without converter reduction) * Top Gear 1:1; Intermediate Gear — 1.435:1; Low Gear — 2.301:1; Reverse Gear — 2.012:1. * The Maximum converter reduction is approx. 2.16:1.

SUSPENSION. Built-in "Glide-ride" independent front suspension, directly-operated coil springs mounted on hydraulic double-acting shock absorbers integral with the wheel spindle. Anti-roll torsion bar embodied. Rear suspension by longitudinal, asymmetric, semi-elliptic tapered-end leaf springs.

Ford Motor Company of Australia Pty. Ltd., whose policy is one of continuous improvement, reserves the right, subject to such regulations as may from time to time apply, to change specifications and prices at any time without notice or incurring liability to purchasers.

FORD MOTOR COMPANY OF AUSTRALIA PTY. LTD. (Incorporated in Victoria)

Registered Office: Geelong, Victoria

BRAKES. Hydraulic internal expanding on all four wheels, 9-in. diameter drums. Total lining area 147 sq. in.

TYRES. 6.40 x 13 4-ply black sidewall. 4-ply black standard when automatic transmission supplied.

STEERING. Recirculatory ball-type steering. Two-spoke 17-in. diameter steering wheel. Turning circle 36 ft.

INSTRUMENTS. The instruments are located in a shrouded binnacle faired into the dashboard. They are a speedometer, odometer, fuel gauge, temperature gauge, ignition warning light, turn signal warning light and main beam indicator. The instrument panel light has variable intensity control.

CONTROLS. The controls consist of a choke control, combined ignition switch and starter, windshield wiper control, lighting control and panel illumination switch. Hood release is located below the dashboard close to the steering column.



BODY. All-steel welded integral construction. Seating within wheelbase. Safety glass all round. Curved type fixed windscreens and wrap-around rear window. Hinged no-draught ventilators embodied in front doors. Safety design push-button door handles. Adjustable full-width tubular construction bench-type front seat. Washable vinyl headlining. Separate luggage compartment accessible from outside of car. Spare wheel housed in luggage compartment on right-hand side.

EQUIPMENT. Two sun visors; door-operated courtesy light with over-riding manual switch; two ashtrays; horn-ring; oil bath air cleaner; door-pull type arm-rests and front seat centre arm-rest; over-riders; dual windtone horns.

DIMENSIONS. Overall length 178.50". Overall width 68.87" Overall height 61". Wheel base 107". Kerb weight 2,691 lb.

MORE POWER TO YOU

... with the power packed proved performance of the 6-cylinder engine makes Zephyr the performance-leader of its class. Power is increased with a new compression ratio of 7.8:1 giving 86 b.h.p. at 4200 r.p.m. R.A.C. rating is 25.4 h.p. Its modern "oversquare" principle of design lessens internal friction, adds to smoothness, increases economy and lengthens engine life. Fuel economy up to 30 m.p.g.



MORE DRIVING EASE FOR YOU WITH FULLY AUTOMATIC TRANSMISSION

An optional feature adds the benefits of shiftless driving to Zephyr's brilliant performance. Simply press the accelerator to start, the brake to stop, no gear changing, no clutch to worry about. Fully automatic transmission makes relaxed driving a reality. You save on energy and engine wear, enjoy a super-smoothness that has to be experienced to be believed.

SPECIFICATIONS

ENGINE. 6-cylinder 155.80 cu. in. capacity. Bore 3.25 in. Stroke 3.13 in. Overhead valves. Compression ratio 7.8:1. Maximum B.H.P. 86 @ 4,200. Maximum Torque 136 @ 2,000 r.p.m.

LUBRICATION. Full-pressure type to main, camshaft and connecting rod bearings. Gear-driven oil pump. Full-flow type oil filter fitted to cylinder block; sump capacity 7 pints.

COOLING SYSTEM. Water-pump and thermostat. Two-blade fan. Capacity of system 22 pints.

FUEL SYSTEM. Downdraught carburettor. Oil bath air cleaner. Mechanical diaphragm type fuel pump. Fuel tank capacity 10.5 gal.

ELECTRICAL SYSTEM. 12-volt 57 amp./hr @ 20 hr. rate battery belt-driven voltage regulated generator. Oil-filled coil.

TRANSMISSION (CONVENTIONAL). Three-speed, synchromesh on 2nd and top helical gears manually operated by gear change lever on steering column. Overall ratios 1st 11.08:1, 2nd 6.40:1, 3rd 3.90:1, Reverse 15.06:1. Single dry-plate clutch, hydraulically operated and with permanently lubricated ball-bearing type throw-out bearings.

TRANSMISSION (AUTOMATIC). Three automatic forward speeds with a direct drive lock-up (converter by-passed) through the action of a single plate clutch incorporated in the torque converter. Gear ratios (without converter reduction) * Top Gear 1:1; Intermediate Gear — 1.435:1; Low Gear — 2.301:1; Reverse Gear — 2.012:1. * The Maximum converter reduction is approx. 2.16:1.

SUSPENSION. Built-in "Glide-ride" independent front suspension, directly-operated coil springs mounted on hydraulic double-acting shock absorbers integral with the wheel spindle. Anti-roll torsion bar embodied. Rear suspension by longitudinal, asymmetric, semi-elliptic tapered-end leaf springs.

BRAKES. Hydraulic internal expanding on all four wheels, 9-in. diameter drums. Total lining area 147 sq. in.

TYRES. 6.40 x 13 4-ply black sidewall. 4-ply black standard when automatic transmission supplied.

STEERING. Recirculatory ball-type steering. Two-spoke 17-in. diameter steering wheel. Turning circle 36 ft.

INSTRUMENTS. The instruments are located in a shrouded binnacle faired into the dashboard. They are a speedometer, odometer, fuel gauge, temperature gauge, ignition warning light, turn signal warning light and main beam indicator. The instrument panel light has variable intensity control.

CONTROLS. The controls consist of a choke control, combined ignition switch and starter, windshield wiper control, lighting control and panel illumination switch. Hood release is located below the dashboard close to the steering column.

BODY. All-steel welded integral construction. Seating within wheelbase. Safety glass all round. Curved type fixed windscreen and wrap-around rear window. Hinged no-draught ventilators embodied in front doors. Safety design push-button door handles. Adjustable full-width tubular construction bench-type front seat. Washable vinyl headlining. Separate luggage compartment accessible from outside of car. Spare wheel housed in luggage compartment on right-hand side.

EQUIPMENT. Two sun visors; door-operated courtesy light with over-riding manual switch; two ashtrays; horn-ring; oil bath air cleaner; door-pull type arm-rests and front seat centre arm-rest; over-riders; dual windtone horns.



DIMENSIONS. Overall length 178.50". Overall width 68.87". Overall height 61". Wheel base 107". Kerb weight 2,691 lb.

Ford Motor Company of Australia Pty. Ltd., whose policy is one of continuous improvement, reserves the right, subject to such regulations as may from time to time apply, to change specifications and prices at any time without notice or incurring liability to purchasers.

FORD MOTOR COMPANY OF AUSTRALIA PTY. LTD. (Incorporated in Victoria)


Registered Office: Geelong, Victoria

THE NEW FORD ZEPHYR




NEW SLEEKNESS EMPHASISES ZEPHYR'S STYLE LEADERSHIP

Zephyr now brings more in classical car beauty, more in comfort, more in power packed performance, than any car in its price class! Zephyr's smooth, sleek styling sets the theme of a car with individuality, a theme accented as comfort reaches its peak, in the more spacious interior with big six seater roominess. Fender depth springing and centre slung seating give "glide-ride" suspension over any surface, while Zephyr's stability and road holding ability is outstanding.





A NEW APPROACH TO REAR LIGHTING

Attractive, re-designed rear end styling incorporates rear lights, stop lights and flashing turn indicators and reflectors compactly set in a sparkling chrome surround.



PANEL PERFECTION

... is reached with Zephyr's completely new instrument panel. A special Zephyr advancement is the "safety-padded" anti-glare section running the full width of the fascia panel. Practical in layout ... dynamic in its design ... Zephyr's new instrument panel features wide view hooded speedometer, locking glove compartment and parcel shelf ... better placement of every instrument and control to ensure a completely uninterrupted view of the instrument panel. Refinements include high quality control knobs with identifying symbols, new slimmed shroud on the steering column and giant ash-tray ... adding touches of luxury and to driver-comfort.



NOW! MORE THAN EVER — "IT'S BETTER IN ZEPHYR"

The lower roof line combines with the sweeping bonnet and elegant rear deck design in a symphony of styling that wins fashion leadership. Lower roof, but still the full head room for all six passengers. Fashion setting modern styling, featuring new chromed hooded headlights, new chrome drip rail, new full length chrome side moulding, and new heavy chromed window surrounds front and rear are other Zephyr leadership features. Broad panoramic windscreen and wide vision windows ensure all round visibility — no car in its price class can compare with Zephyr's "see-ability".



Zephyr

COMFORT REACHES ITS PEAK

... in the ultra-luxurious interior of the new Zephyr. The ever so much softer seating is your invitation to relax with more leg room, more shoulder room, hip room, head room. Comfort is further increased with extra depth and width of seating, convenient centre arm rest and arm rests on all four doors. Easily accessible ash-tray and wide commodious parcel shelf under the wide view rear window are other features which add up to the fact that Zephyr is far and away the leader in its field for comfort.

