

SOLID, SILENT LUXURY—POWERED BY FORD!

FORD
Galaxie 500



Galaxie 500's clean, sweeping lines are evident from any angle, and are depicted on the left showing Galaxie's optional vinyl roof.

FORD Galaxie 500

For people with a taste for luxury and an eye for value

The new Ford Galaxie 500 brings a champagne touch to the field of fine cars . . .

Styling is classic, sleek, unquestionably aristocratic . . .

Interior luxury is outstanding . . .

Performance is brilliant . . .

Nothing has been overlooked that could increase your comfort and enjoyment. In construction and finish Galaxie 500 continues to assure its position as a pace-setter in fine-car engineering and craftsmanship. Behind the wheel you will experience power, performance and luxury truly out of the ordinary — a wonderful sense of well-being on the road.

And as an investment the new Ford Galaxie 500 represents the wisest motoring move you could make. This brochure tells you why.



A Galaxie is Luxury:

SO MUCH TO ENJOY. Concern for your every comfort and convenience is reflected in the new Galaxie 500. Through the wide-opening doors you enter an apartment of tasteful luxury and careful design.

Seats are deep-foam padded . . . upholsteries are "Deerhide" expanding-type vinyl, richly pleated. In addition to a specially filtered ventilation system there is a 3-speed heater/demister.

Glance down and you're told the time. Press a button and your windscreen is cleaned. You can even regulate the time between sweeps of the windshield wipers by using Galaxie's exclusive, intermittent sweep control—ensuring clear vision in all weather, from the lightest mist to the heaviest downpour.

Insulating and sound-proofing materials are


used so successfully, even a whisper can be heard at highway limits.

Power steering is superbly light and easy, giving positive finger-tip control. At the same time it is geared so that you don't have to turn the wheel as much in rounding a corner, or when parking.

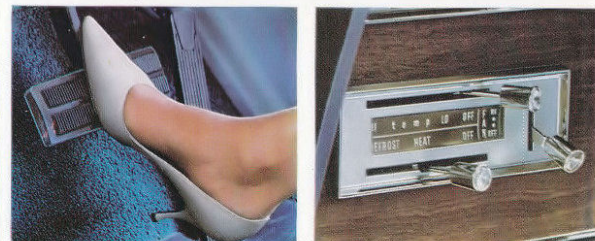
Galaxie power brakes need just a "touch" for stopping, adjust themselves . . . automatically.

Interior colours blend tastefully throughout. The deep pile carpet, padded instrument panel, upholsteries, even the steering wheel, are all harmoniously colour-matched.

Right: All Galaxie interiors feature "Deerhide" expanding-type vinyls, which are richer, more supple, more luxurious and longer-lasting than leather itself. Padded door-pull/armrests, courtesy light switches, and crank-operated vent windows are also provided for your personal convenience.



Power Steering



Power Brakes

3-speed Heater/Demister



There are four interior colour-schemes, including Charcoal (above)

A Galaxie is Flight.


With Galaxie you enjoy truly luxurious performance — a kind of brilliant, fluid, infinitely graceful motion unique among cars. And, for good reasons.

A vast 119-inch wheelbase, 62-inch track front and rear, and extra-wide, low-profile tyres and big 15-inch wheels result in flatter cornering and a tenacious grip on even the most tortuous roads.


The front suspension is especially designed to allow a slight rearward movement enabling the front wheels to step lightly over bumps. Massive coil springs at all four wheels absorb the *heaviest* of road-shocks.

A massive, and exclusive, "Torque-Box" frame design provides immense strength and rigidity — and quietness (there is no metal-to-metal contact anywhere between Galaxie's body and frame).

Galaxie's standard 200 h.p. Challenger and optional 280 h.p. Thunderbird Special V8 engines provide agile, silken-smooth performance with outstanding reserves of passing power in all speed ranges. Teamed with "Cruise-O-Matic" Drive — the world's smoothest automatic transmission — they give you a degree of "flowing" power you have yet to experience.



Low-profile Tyres



Alternator



Electric Clock



Reversing Lights

...and unmistakable Value:

Galaxie comes fully-equipped for your driving pleasure. Here is a list of all the important items, not mentioned previously in this brochure, that are standard equipment:

- Illuminated Luggage Boot and Glove Compartment
- Foam-Cushioned Instrument Panel and Sun Visors
- Automatic Choke
- Cigar Lighter
- Double-Grip Safety-Type Door Locks
- Deep-Centre, Safety-Type Steering Wheel
- Reversible Door/Ignition Key (works either way up)
- Deluxe Wheel Covers
- 35 Amp-Hour Alternator
- Reversing Lights
- Suspended Accelerator Pedal — it adjusts, automatically, to your personal driving position no matter what type of shoe you are wearing (ladies please note)
- Fully Aluminized Muffler
- Choice of 8 Exterior Colours in Diamond Lustre Enamel
- Choice of 4 Colour-Keyed interiors.

CONVENIENCE, TOO, IN SERVICE

Your satisfaction as an owner of Galaxie 500 is increased by the after-sale service provided by over 400 Ford Dealers throughout the Com-



monwealth... and by Galaxie's own "takes-care-of-itself" features:

1. It lubricates itself — goes 36,000 miles between chassis lubrications.
2. It adjusts its own brakes, automatically, by simply applying the brakes as the car is moving in reverse.
3. It cleans its own oil — you travel 6,000 miles between oil changes.
4. It protects its own body — all vital underbody parts are specially galvanized to resist rust and corrosion.
5. It's protected by Ford's "12/12" Warranty — for 12,000 miles or 12 months, whichever comes first. Galaxie 500 is warranted against defects in materials and workmanship. The warranty covers both parts and labour.



FORD Galaxie

SPECIFICATIONS

ENGINES: 200 h.p. Challenger V8—289 cubic inch displacement, 4.00" bore, 2.87" stroke, 9.3:1 compression ratio, 282 lbs. ft. of torque, 2-barrel carburettor, automatic choke.

280 h.p. Thunderbird V8 (optional)—390 cubic inch displacement, 4.05" bore, 3.78" stroke, 9.5:1 compression ratio, 405 lbs. ft. of torque, 2-barrel carburettor; automatic choke.

CRUISE-O-MATIC DRIVE: Features three forward ratios, one reverse. Two selective drive ranges provide a choice of starts; 3-speed range starting in low for all normal driving, or 2-speed range starting in intermediate for more surfeeted driving on slippery surfaces. Effective engine braking in low range for better control on grades and hilly driving. Selector sequence: L-D2-D1-N-R-P.

REAR AXLE: Ratio 3.00:1. Semi-floating type with offset hypoid gears, straddle-mounted drive pinion. Induction-hardened forged shafts with permanently lubricated bearings. Special heavy-duty high-performance rear axle standard with Thunderbird V8 engine.

FRAME: "Torque-Box" type frame with node-point body mount locations for high combined body-frame strength with superior noise and vibration suppression characteristics.

FRONT SUSPENSION: Drag-strut, ball-joint type sus-

pension members with mounting feature that allows slight rearward movement of front wheels to reduce the effects of bumps and road faults. Ball joints packed with special 36,000-mile lubricant retained by full-life seals. Rubber-bushed stabilizer helps to control roll on turns. Tapered roller wheel bearings with 30,000-mile check interval.

REAR SUSPENSION: Three-link, coil spring system with long and short mounting-link arrangement to control dive and squat tendencies in braking and acceleration. Lateral track bar centres axle, resists body sway and roll in turns. All links and track bar rubber-bushed for smooth, quiet operation. Shock absorbers mounted to resist body side movement.

POWER STEERING: Recirculatory ball type steering gear with antifriction bearings throughout. Flexible coupling in shaft helps insulate steering column and wheel from road shock. Steering gear ratio 21.9 to 1. Turning diameter, 41 ft.

POWER BRAKES: Self-adjusting, self-energizing design. "Minimum-Travel" suspended pedal, 11-inch drums, grooved for better cooling. Total lining area 203.8 sq. in.

DIMENSIONS: Overall length 210"; width 79"; height 55.6"; wheelbase 119"; track (front and rear) 62". Kerb

weight 3808 lbs. with 200 h.p. engine; 4032 lbs. with Thunderbird engine. Low-profile tyres 7.75 x 15, 4-ply standard with 200 h.p. engine (8.15 x 15, 4-ply black-wall and white-wall optional); 8.15 x 15, 4-ply black-wall standard with Thunderbird engine (white-wall optional).

WARRANTY: Galaxie 500 gives you warranty protection for 12,000 miles or 12 months whichever comes first, excluding tyres and tubes which are warranted by their manufacturer. Every Galaxie 500 is warranted against defects in materials and workmanship for this period. Owners are responsible only for normal maintenance and routine replacement of maintenance items.

The specifications contained herein were in effect at the time this catalogue was approved for printing. Ford of Australia, whose policy is one of continuous improvement, reserves the right, subject to such regulations as may from time to time apply, to change specifications and prices at any time without notice or incurring liability to purchasers. Some of the items illustrated or referred to are optional at extra cost.



Backed by

