

CHRYSLER SIGMA





SIGMA SE.



SIGMA SE STANDARD CLOTH TRIM.

THE SENSATIONAL SIGMA SE

Sigma. A sensational range of new generation sedans to introduce the motoring public to a new world of performance, comfort and sheer driving pleasure.

Sigma has sensational new styling, sumptuous, spacious interiors, the smooth power of the all-new four cylinder Astron Silent Shaft engine and superb ride and handling from four wheel coil suspension.

The Sigma SE, is top car in the range, and equipped as befits its position. The 2 litre four cylinder Astron 2000 Silent Shaft engine with electronic ignition is standard equipment. Five speed transmission including overdrive is standard, or three speed automatic is available as an option.



The Sigma SE features driver seat adjustments fore and aft and recline, seat tilt angle, variable lumbar support plus adjustable steering wheel height, so almost everyone can find their perfect driving position.

Sigma SE interior is cloth trimmed as standard or you may specify the exclusive optional leather trim.

Rear seat comfort items like head rests, centre fold down arm rest and even a reclining seat back set the Sigma SE above all other cars in its class. The distinction is complete with laminated windscreen, steel belted radial ply tyres, cut pile carpet inside, carpeted boot and quartz halogen high beam headlights set in a grille design exclusive to the Sigma SE.



Optional leather trim.



Stereo cassette player, optional.

Warning lights:
Door ajar, handbrake on.

Washer and wiper control stalk
with intermittent wipe.

Fuel gauge and
Low Fuel warning light.

Push-button radio,
standard.

Oil pressure and
battery charge
indicator lights.

Speedo with tripmeter.

Tachometer.

Turn indicators,
Headlights and
High beam control stalk.

Fully adjustable
flow-through
ventilation.

Heater controls
you can read easily,
day or night.

Water temperature
gauge.

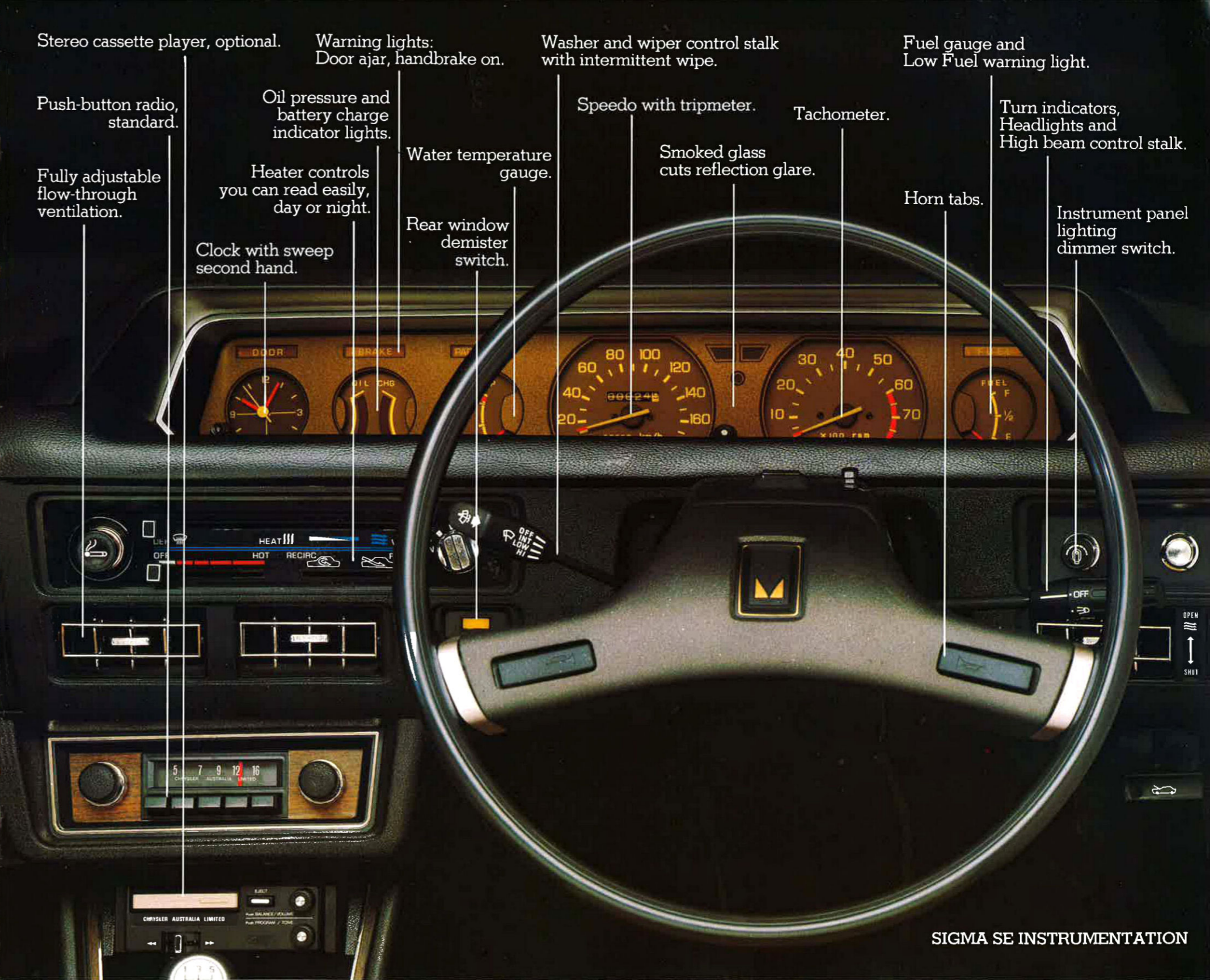
Smoked glass
cuts reflection glare.

Horn tabs.

Instrument panel
lighting
dimmer switch.

Clock with sweep
second hand.

Rear window
demister switch.





THE SENSATIONAL SIGMA GL

The new Chrysler Sigma GL is a driver's dream.

It is a car whose beautifully styled body is fully functional, with low-height, low-angle frontal lines which brush air resistance aside.

Its discreet front air dam and its semi-fastback cut-off tail develop an air pressure pattern that produce real down-thrust on the road. Inside, the equipment matches the performance.

From the drivers seat, look into the prismatic day-night rear-view mirror and you look out through the standard equipment heated rear window. The radio in the central console is standard too, and the doors have carpeted kick pads. Vinyl trim is standard or you may choose the optional cloth trim shown below.

And beneath these outstanding lines and equipment there is the remarkable engineering of the revolutionary four cylinder Astron 1850 Silent Shaft engine, mated to a 4-speed gearbox.

Or you may specify the optional four cylinder Astron 2000 Silent Shaft engine with either a 5-speed manual including overdrive or 3-speed automatic transmission.

Radial ply tyres and front disc brakes are standard naturally, and coil-spring suspension all round gives the Sigma its sensational ride and handling.



Optional cloth trim.



THE SENSATIONAL SIGMA GALANT

Our basic Chrysler Sigma Galant is anything but basic.

It has the same sensational body style with dual headlights, the same front air dam, the same anti-lift wipers and the same locking fuel cap as all the other Sigmas.

The same energy absorbing safety steering column with adjustable tilt control, the same intermittent wipers, stalk controls, and 3-speed heater. Courtesy lights on all doors and even the ashtray and the cigar lighter.

You get front reclining seats, arm rests on all doors, full height door trim and comprehensive instrumentation including a clock.

The one major difference is under the bonnet. Sigma Galant's standard power unit is the reliable, proven four cylinder 1600 overhead cam Saturn engine with a four speed transmission.

Or we can supply this sensational car with the optional four cylinder Astron 2000 Silent Shaft engine and automatic transmission.



Standard vinyl trim.



Suspension test.



Water leakage test.



Braking test.




High speed track test.



Slalom handling test.




Steering lock test.



SILENT SHAFT

SILENT SHAFT

The sensational new Astron Silent Shaft engine.



Astron Silent Shaft engine. Test speed: 5000 rpm

Conventional 4 cylinder engine. Test speed 5000 rpm

THE SENSATIONAL ASTRON ENGINE

Today's economical and ecological considerations point up the inherent advantages of the four cylinder engine.

Fours have always had adequate power but a four has never had the smoothness of a six cylinder or V8 engine.

Until Mitsubishi came up with the sensational four cylinder Astron Silent Shaft engine.

The enemy was vibration. Their engineers took the problem by the horns and quite literally, counted it out.

All they added, over and above traditional 4 cylinder engine components, were two simple shafts, geared to rotate at twice the speed of the crankshaft.

Acting as a counter-balance, these shafts effectively cancel out the vibration produced by the vertical piston stroke, and also the rolling caused by each combustion within the cylinders.

The result is the four-cylinder engine you want; efficient and responsive and ecologically clean, with smooth, economical power.

If you don't believe your ears, try your eyes. Ask your Chrysler dealer to duplicate the glass of water test seen on this page.

In each of the photographs the engine is running at 5000 rpm.

The one on the bottom is the conventional 4-cylinder engine and on the top the sensational Astron engine.

The engine at the heart of the sensational Sigma.

SENSATIONAL PERFORMANCE

To complement the smooth power of the Astron four cylinder Silent Shaft engine, the sensational new Sigmas have an all-new four wheel coil suspension for impeccable ride and handling. The proven form of front suspension by McPherson struts incorporating coil springs plus an anti-sway bar, is matched with a rear suspension of four links, coil springs and assist links. This gives the impressive combination of comfortable ride for the passengers and satisfying handling for the driver.

The pictures at far left show the Sigma under test in Japan.



Heated rear window
Standard on Sigma SE and GL.



Seat controls grouped together.



Sportspack dash and steering wheel.
(Part of Sportspack option).




SIGMA GL SPORTSPACK.



Push-button radio—Standard on Sigma SE and GL.
(Optional on Sigma Galant.)




Spacious boot.



Vinyl roof. Optional on all models.



Tilt column steering wheel, standard on all models.



Electronic Ignition, standard with Astron Silent Shaft engine.



Laminated windscreen,
standard on Sigma SE, optional on Sigma GL and Sigma Galant.

SIGMA SPECIFICATIONS.

Sigma SE.
Astron 2000 Silent Shaft overhead cam 4 cylinder engine with electronic ignition and single two barrel carburettor with automatic choke. 5-speed manual transmission including overdrive. Optional: three speed automatic.

Sigma GL.
Astron 1850 Silent Shaft overhead cam 4 cylinder engine with electronic ignition and single two barrel carburettor with automatic choke. 4-speed manual transmission. Optional: Astron 2000 Silent Shaft engine with 3-speed automatic transmission or 5-speed manual.

Sigma Galant.
Saturn 1600 overhead cam 4 cylinder engine with single two barrel carburettor with automatic choke. 4-speed manual transmission. Optional: Astron 2000 Silent Shaft engine with 3-speed automatic transmission.

Suspension—All Models.
Front: McPherson strut with coil springs. Double acting hydraulic telescopic shock absorbers. Anti-sway bar. Rear: 4 link coil suspension with assist links. Double acting hydraulic telescopic shock absorbers.

Steering
Variable ratio, ball and nut. Energy absorbing steering column with tilt control.

Brakes.
Power boosted system. Separate front and rear systems for front discs and rear drums, with pressure sensitive proportioning valve and warning light in case of individual system failure. Tandem master cylinder. Handbrake "on" and brake failure warning lights.

Wheels and Tyres.

Wheels: 5J x 13". Tyres: Sigma SE AR78S x 13 Steelbelt radial. Sigma GL 165SR x 13 Radial ply. Sigma Galant A78S x 13 Cross ply. 165SR x 13 Radial ply (optional).

Electrical System
12 volt, negative to earth.
Alternator with electronic voltage regulator.

Dimensions mm (in)
Overall length: Sigma SE 4330 (170.6)
Sigma GL and Sigma Galant 4300 (169.4)
Width: Sigma SE and GL 1668 (65.7) Sigma Galant 1655 (65.2) Height: 1360 (53.6) Front track: 1350 (53.2) Rear track: 1340 (52.8) Wheelbase: 2515 (99.1)

OUR UNLIMITED KILOMETRES WARRANTY.

Chrysler are always out to build better cars. And now there's further proof. Every Sigma is covered by a 12 months/unlimited kilometres warranty.

So you can drive as far as you want in the first year with full warranty protection.

We're the first Australian car manufacturer to show this kind of confidence in its products.

It just goes to show how deeply Chrysler are committed to your driving pleasure.


OPTIONS

*Only available in Sigma GL with 5-speed manual or 3-speed auto and in Sigma Galant with 3-speed auto.

Integrated airconditioning for the new Chrysler Sigma is available through your Chrysler Dealer.

S = Standard O = Optional NA = Not Available

SIGMA OPTIONS	Sigma Galant	Sigma GL	Sigma SE
Astron 2000 Silent Shaft Engine	O*	O*	S
5-speed transmission (only with Astron 2000 engine)	NA	O	S
3-speed auto transmission (only with Astron 2000 engine)	O	O	O
165 SR13 Textile Radial Ply Tyres	O	S	NA
AR78S x 13 Steel belt radial ply tyres	NA	NA	S
P.B. Radio and Antenna	O	S	S
Stereo Tape Player with 3 Speaker System	NA	O	O
Laminated gradated windscreen	O	O	S
Leather trim	NA	NA	O
Cloth trim	NA	O	S
Vinyl roof	O	O	O
Metallic paint	O	O	S
Body side protection mouldings	O	S	S
Sportspack (only with 5-speed manual or 3-speed auto transmission)	NA	O	NA
Incorporates: Stripes on air dam, body side and boot lid. Black painted upper door frames. Q.H. high beam headlights. Sports steering wheel. Sports instruments. Steel belt radial ply tyres. Astron 2000 Silent Shaft Engine.			



Front suspension—
McPherson struts, coil springs
hydraulic, double acting,
telescopic shock absorbers.
Anti-sway bar.

Choose from three gearboxes
4 or 5 speed manual (5 speed
including overdrive) or 3 speed
automatic—each with floor
change lever.

Seat controls grouped
for maximum convenience—
fore and aft—and recline
(plus tilt control and
variable lumbar support on
Sigma SE).

Spacious boot
with spare tyre
recessed to
provide a flat floor.

The four cylinder Astron
Silent Shaft engine. Single
overhead camshaft with two
counter balancing shafts
turning at twice crankshaft
speed, to cancel out engine
vibrations for smooth,
powerful economical
performance.

Power assisted braking
systems—two; one each for
front disc brakes and rear drums
with tandem master cylinder,
pressure sensitive proportioning
valve and dash warning light in
case of system failure.

Big, clean, easy to read
instruments all grouped in
front of the driver. Stalk
controls at your fingertips
for lights, indicators,
windscreen washers and
wipers. Tilt column
steering wheel.

Rear suspension—
4 link coil suspension with
assist links. Hydraulic,
double acting, telescopic
shock absorbers.

60 litre fuel
tank for longer
trips between the
petrol pumps.

Radial ply tyres—
steel belted on
Sigma SE, standard
on Sigma GL,
optional for Sigma
Galant.



Chrysler Australia Limited.
Chrysler Australia (Sales) Pty. Limited.

"Always consult your Chrysler Dealer for the latest details on specifications, options, prices and availability. All product illustrations and specifications referred to herein are correct at the time of publication approval. Some of the equipment shown on product illustrations is optional at extra cost and some options may be required in combination with other options. Subject to any applicable Federal, State or Territory laws or ordinances which may apply from time to time, Chrysler Australia Limited and/or Chrysler Australia (Sales) Pty. Limited reserves the right, without notice or obligation to discontinue or make changes to designs, specifications, colour and materials of the products and options referred to herein at any time without incurring any liability to any Purchaser thereof".