

1995 FORD  
F-SERIES





# 1995 F-SERIES

From pickup trucks to utility vehicles to passenger and commercial vans, America's No. 1 truck company is Ford.

## AMERICA'S BEST-SELLING FULL-SIZE PICKUP

The flagship of Ford's truck fleet is the F-Series. It outsells not only every other truck

**Ford Trucks.  
The Best Never Rest.**

in America, but every car as well.

F-Series, in fact, has been the best-selling pickup in its class for 17 straight years.\*

Consider also two other facts: F-Series enjoys more repeat buyers than any other full-size pickup.<sup>†</sup> And there are more F-Series still on the road than any other make.<sup>‡</sup>

## NEW STYLISH AND RUGGED F-SERIES EDDIE BAUER

Ford teamed up with Eddie Bauer ten years ago to create what has become a popular line of personal-use utility vehicles and vans combining the best attributes of style, ruggedness and comfort.

Now there's a Ford F-Series superbly outfitted to live up to the name Eddie Bauer.

## BUILT FORD TOUGH! FOR PERFORMANCE AND SAFETY

F-Series comes in F-150, F-250, F-250HD and F-350 models with payload ratings from 1,040 lbs. to 5,105 lbs.

Choose the Regular Cab, SuperCab or 4-door Crew Cab cab style; Styleside or Flareside pickup box style.

Drive an F-Series 4x2. Or a 4-wheeler with one of three 4x4 systems (see page 15).

There are four multi-port EFI gas engines. And the Power Stroke turbo diesel—the most advanced and most powerful diesel ever put in a pickup.

Safety features include standard rear anti-lock brakes and, in models under 8,500-lbs.

GVWR, a driver-side air bag to supplement your safety belts.

So well engineered is the F-Series, it's been subjected to more safety testing than the federal government requires.

## 5-STAR NHTSA RATING FOR FRONT CRASH PROTECTION

Five stars. It's the highest rating the National Highway Transportation Safety Administration gives for frontal crash protection effectiveness based on government testing. F-Series gets all five stars.<sup>§</sup>

## THE SECURITY OF FORD ROADSIDE ASSISTANCE

With F-Series you get Ford's Roadside Assistance Program over the normal 3-year/36,000-mile bumper-to-bumper warranty period.

Use the toll-free number anywhere, anytime, for help with just about any problem.

For complete details on the Roadside Assistance Program, see your Ford Dealer.

\*Based on model year manufacturers' reported retail deliveries by division through April, 1994.

†Based on 1993 new vehicle buyer study of truck sales by division.

‡Based on current R.L. Polk vehicle registrations from 1977-1993.

§NHTSA cautions that the data are meaningful only in comparing relative injury risk between vehicles of similar weight, within an approximate range of 500 pounds.

*F-Series Eddie Bauer in Black Clearcoat over Tucson Bronze Clearcoat Metallic. Some equipment shown may be optional.*





# COMFORT

F-Series provides not only for your physical comfort, but for your peace of mind, too.

## SEATING COMFORT

In F-Series you'll find a lot of special comfort features.

Power lumbar supports, for instance, are a feature of the Regular Cab flight bench seat (XLT), the optional cloth captain's chairs (SuperCab) and the convertible console seat (included with Eddie Bauer).

Captain's chairs also include a center console with built-in beverage, coin, cassette and map holders, plus room to store other personal items.

With the optional convertible console seat, the driver and

outboard passenger seats are each adjustable; the center seat back can be lowered to serve as an armrest with cupholders and storage compartment.

## PEACE OF MIND

F-Series has important safety features. For example:

The rear anti-lock brakes provide more controlled and straighter stops under most operating and load conditions.

A driver-side air bag comes standard in every F-150 as well as in every F-250 under 8,500 lbs. GVWR. Remember, though, that the air bag is intended only to supplement your safety belts. So always be sure to buckle up.

*At right: F-Series SuperCab interior in Opal Grey. Some equipment shown, such as the convertible console seat, is optional. Below: A driver-side air bag to supplement the safety belts is standard in models under 8,500 pounds Gross Vehicle Weight Rating.*





# CONVENIENCE

Ford F-Series delivers all the ruggedness and muscle you would expect in a full-size pickup truck.

But F-Series is also designed to provide a level of operating convenience not usually associated with trucks.

No wonder the F-Series outsells not only every other truck, but every car as well.

## CAREFULLY DESIGNED FOR EASE OF OPERATION

Because so many people drive F-Series pickups for personal use as well as for commercial reasons, F-Series is designed to be as car-like in convenience as possible.

The instrument panel is attractively designed and is logically arranged. It includes standard oil pressure and temperature gauges, a volt-meter, and a tachometer (optional)—all clustered for easy reading at a glance.

The rotary-style air conditioning and heater controls are conveniently located and ergonomically designed for easy operation.

Optional power window and door lock controls are mounted close to the driver on the door panel where they can be easily reached.

## WELL EQUIPPED FOR CONVENIENCE


Included in the F-Series' list of comforts and conveniences are variable-timed interval windshield wipers, tinted glass, power-assisted steering, and more.

Standard also is a power point electrical outlet, located on the instrument panel, for plugging in accessories like a shaver or a cellular phone.

On pages 8-9 are other examples of comforts and conveniences you'll find offered in a Ford F-Series.



*F-Series SuperCab XLT in Opal Grey with optional captain's chairs, which include power lumbar supports, a center console, and a cloth rear bench seat.*



*F-Series' ergonomic design features logically arranged controls and instruments. Controls are easy to reach and operate; instruments are easy to read.*

*Some equipment shown on these pages may be optional.*



# FEATURES & FUNCTION



arrangements including the outstanding 3-passenger convertible console seat with its comfort and versatility; speed control and tilt steering wheel; rear privacy glass; and CFC-free air conditioning.

A Remote Keyless Entry/Anti-Theft Group is available also. Plus a range of sound systems—a premium AM/FM stereo radio with compact disc player among them.

As important as toughness, performance and versatility are those special features that make driving more enjoyable.


## FEATURES THAT ADD TO DRIVING ENJOYMENT

F-Series offers virtually anything you could ask for: courtesy lights; power-assist features (such as windows and door locks, electric outside mirrors, driver's seat); a wide selection of seating

## FEATURES THAT ENHANCE DRIVING CONVENIENCE

In F-Series' equipment list are performance-related features including: an electronically controlled 4-speed automatic overdrive transmission; standard auto-locking front hubs (4x4); and Ford's Touch Drive electric shift transfer case (optional in F-150 only) for the ultimate in 4-wheel driving convenience.

*Note: A number of features noted here are package items or separate options available at extra cost. And some are available only on select models. F-150 Styleside features are listed on page 21. For information on other models, see your Ford Dealer.*



(A) A Remote Keyless Entry/Anti-Theft Group is optional.

(B) Rear privacy glass with sliding rear window is optional on XLT and Eddie Bauer (included on Eddie Bauer Styleside SuperCab).

(C) A premium electronic AM/FM stereo sound system with compact disc player is available in XLT and Eddie Bauer.

(D) The Flareside cab step is available as well for the Styleside model—on XLT (optional) and Eddie Bauer (standard).

(E) The convertible console seat (optional in XLT, included in Eddie Bauer) provides lots of comfort and versatility. When lowered, the center seat back becomes a full armrest with cupholders and storage compartment.

(F) Touch Drive offers the ultimate in 4-wheel driving convenience, with pushbuttons on the instrument panel plus instantaneous hub engagement. Available for F-150 4x4s.

(G) The F-350 Crew Cab model provides 4-door convenience plus full 6-passenger seating. Now available in the XLT are power-actuated windows in the rear compartment as well as up front.

(H) The controls for the available power door locks/windows and electric outside mirrors are easily reached and operated on the door panel armrest.

(I) The electrochromic inside mirror, included in the optional Light and Convenience Group A, automatically dims to reduce headlamp glare.



# TRIM MODELS



*F-Series XLT and Eddie Bauer feature a brushed aluminum tailgate applique among their custom exterior features.*

You expect ruggedness, performance and versatility in a big pickup. And a well-equipped pickup, too.

Whether your needs are personal or commercial, there's a Ford F-Series engineered and equipped to get down to serious business.

## F-SERIES SPECIAL AND XL

The Special and XL have a comfortable vinyl bench seat (Regular Cab) or knitted vinyl front bench seat (SuperCab).

On the driver-oriented instrument panel are a voltmeter; engine temperature and oil pressure gauges. Plus interval wipers and a power point outlet for plugging in small electrical accessories.

Also standard are a driver-side air bag to supplement the safety belts (under 8,500-lbs. GVWR), power steering, power front disc/rear drum brakes with rear anti-lock system, and much more.

## F-SERIES XLT

This popular F-Series model features a cloth flight bench seat with power lumbar supports in Regular Cab; front cloth split-back and rear cloth bench seat in SuperCab.

Included also are electronic AM/FM stereo, cloth headliner, a leather-wrapped steering wheel and other fine features.

You have a great list of options, too: the convertible console seat, premium electronic sound system with CD player, Remote Keyless Entry/Anti-Theft Group, electric remote outside mirrors, two-tone paint (deluxe or lower accent treatment), and others.

## F-SERIES EDDIE BAUER

The top-of-the-line F-Series F-150 pickup is the latest Ford truck to sport the Eddie Bauer nameplate.

F-Series Eddie Bauer has a slotted front bumper, Eddie Bauer floor mats, privacy glass (SuperCab), and all the features of the F-Series XLT. Plus the convertible console seat, electric outside mirrors, color-keyed cab steps, lower accent two-tone paint treatment and forged aluminum deep dish wheels among its many Preferred Equipment Package features.

F-Series Eddie Bauer. Yours in Regular Cab or SuperCab Styleside model, 4x2 or 4x4. Here's Ford F-Series at its best.

*F-Series XLT SuperCab in Light Opal Clearcoat-Metallic. Some equipment shown may be optional.*





# CAB STYLES

The Ford F-Series comes in three cab styles: the popular Regular Cab and the roomier SuperCab, both available in Styleside or Flareside model; and the spacious Crew Cab.

## REGULAR CAB

This is the most popular cab style in the best-selling F-Series lineup.\*

Choose a Regular Cab Special or XL model with a comfortable 3-passenger vinyl bench seat. Or an XLT with cloth flight bench seat. Or an F-Series Eddie Bauer which includes the luxurious convertible console seat.

## SUPERCAB

SuperCab can provide extra seating. Plus enough storage space behind the front seat for carrying valuable items you would want to keep with you inside the cab.<sup>†</sup>

The Special and XL have a wide and comfortable knitted vinyl front bench seat. The XL also provides a standard vinyl rear bench seat, which can be deleted if your need is for maximum cargo space.

The XLT features a cloth bench seat and the Eddie Bauer includes the convertible console seat up front. Plus a rear cloth bench seat with lap/shoulder safety belts for the outboard passengers.

The SuperCab also offers the option of luxurious cloth reclining front captain's chairs with power lumbar supports and center console.

## CREW CAB

The Crew Cab combines full-size pickup strength and versatility with 4-door convenience and 6-passenger accommodations. This year, the XLT Crew Cab offers available power-actuated windows for rear passengers as well as for those up front.

5.8-liter multi-port fuel-injected V-8 power, an 8-ft. pickup box and fully trimmed interior are among the Crew Cab's many standard features.

(A) F-250HD XLT Styleside SuperCab in Black Clearcoat with new Power Stroke 7.3-liter turbo diesel.

(B) XLT Flareside Regular Cab in Brilliant Blue Clearcoat Metallic.

(C) XLT Styleside Regular Cab in lower accent two-tone Oxford White over Bright Red.

(D) F-350 Crew Cab in Oxford White.



\*Based on model year manufacturers' reported retail deliveries by division through April, 1994.

<sup>†</sup>38.4 cu. ft. in models without rear bench seat; 29.4 cu. ft. in models with rear bench seat folded down.



# F-SERIES 4x4

Enjoy the great outdoors in an F-Series 4x4. It's *Built Ford Tough!* And offers three 4x4 systems: automatic (shown at right); manual; or Touch Drive electric shift option (F-150).



engaged, to shift "on the fly" from 2WD to 4WD High and back again at normal speeds.

F-Series 4x4 has the proven performance and ruggedness of Ford's Twin-Traction Beam independent front suspension system (monobeam front axle on F-350 4x4).

For the real off-road enthusiast, skid plates are included in the Off-Road Package along with stabilizer bars and 4x4 off-road decal.

All three systems allow you, once the hubs are

F-Series also offers the added traction of available front (F-150 4x4) and rear limited-slip axles that deliver more torque to the wheel(s) having the best traction on a loose or slippery surface.

F-Series 4x4. It's for those who take the enjoyment of 4-wheeling very seriously.



"Tread Lightly" is an educational program designed to increase awareness of land-use regulations and responsibilities in our wilderness areas. Ford joins the U.S. Forest Service and Bureau of Land Management in encouraging you to preserve our national forests and other public and private lands by "treading lightly."

Featured here is the F-Series SuperCab 4x4 in Brilliant Blue Clearcoat Metallic. Some equipment shown may be optional.





# PERFORMANCE & SAFETY

Ford F-Series is engineered for ruggedness and comfort, performance and safety to satisfy your needs, whether personal or commercial.

## RUGGED AND POWERFUL

The backbone of F-Series strength is a ladder-type frame with a special wax coating for corrosion protection. On it are built a strong cab and pickup box that make extensive use of two-sided galvanized steel.


The independent suspensions—Twin-I-Beam (4x2); Twin-Traction Beam (4x4)—and the monobeam front axle (F-350 4x4) deliver rugged performance and are equipped with components like nitrogen gas-pressurized shocks for ride comfort.

Whatever your power needs, there's an F-Series powerplant to match them.

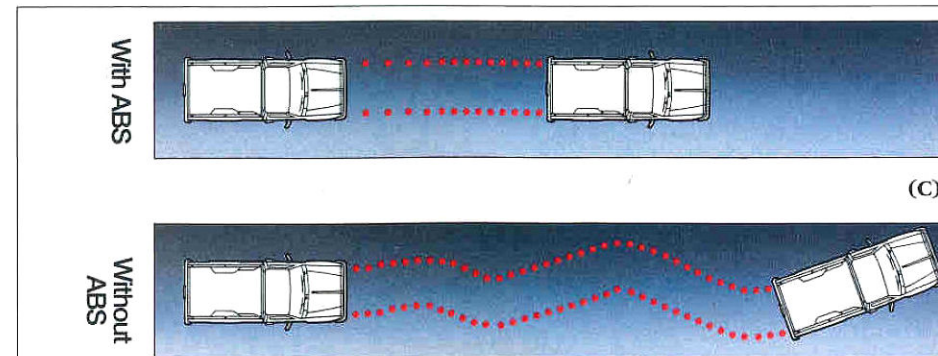

F-Series offers a line of four multi-port fuel-injected gas engines, including the most fuel-efficient V-8 (the 5.0L) with automatic transmission. Plus the Power Stroke direct-injection turbo diesel, the most advanced and powerful diesel ever put in a pickup.

## ENGINEERED FOR SAFETY

F-Series is well-equipped for your safety, too, with features such as a driver-side air bag to supplement your safety belts (in models under 8,500 lbs. GVWR), side door intrusion beams, and rear anti-lock brake system.



- (1) Aero headlights feature impact-resistant lenses, plus halogen bulbs that are easily replaced without tools.
- (2) Gas engines feature EEC-IV computer-controlled, multi-port fuel injection.
- (3) The optional electronic 4-speed automatic OD transmissions are designed for smooth shift feel and performance. The driver-activated transmission control switch prevents upshifting to 4th gear.
- (4) Among the many occupant safety features are side door intrusion beams.
- (5) Hood, fenders, dash panel, doors, front floor pan, pickup box and tailgate are two-sided galvanized steel. Roof sheet metal is also galvanized (one-sided).
- (6) F-Series offers a wide range of payloads, from 1,040 pounds (F-150 Regular Cab Flareside) to 5,105 pounds (F-350 Regular Cab with dual rear wheels).
- (7) All three 4x4 systems—the standard automatic, optional manual, and optional Touch Drive (F-150 only)—allow shifting "on the fly" from 2WD to 4WD High and back at normal speeds.
- (8) Twin-I-Beam (4x2) and Twin-Traction Beam (F-150, F-250HD 4x4) front suspensions feature an axle arm and spring for each wheel. Bumps are handled independently for a smooth and controlled ride.
- (9) Nitrogen gas-pressurized shock absorbers are designed to deliver a smooth and controlled ride, even over rough roads.
- (10) The solid ladder-type frame features a special wax coating, one of many measures taken to protect against corrosion.
- (11) Two-stage, multi-leaf rear springs adjust to optimize ride comfort and load carrying capability. Auxiliary springs are standard on F-350 models.
- (12) The rear anti-lock brake system helps you make more controlled, straighter stops under most operating conditions.



- (A) F-Series pickups under 8,500-lbs. GVWR are equipped with a driver-side air bag to supplement the safety belts.
- (B) In the F-Series' long list of safety features is a high-mount rear stop lamp.
- (C) F-Series pickups feature standard power front disc/rear drum brakes with a computer-controlled rear anti-lock system.



# F-SERIES SPECIFICATIONS

## F-SERIES 4x4 SPECIFICATIONS

GVWR (max. lbs.)	F-150	6,250: Regular Cab; 6,250: SuperCab
	F-250HD	8,600: Regular Cab; 8,800: SuperCab
	F-350	9,000: Regular Cab SRW 9,200: Crew Cab SRW
Front axle (max. lbs.)	F-150	3,800: Regular Cab; 3,800: SuperCab
	F-250HD	4,600: Regular Cab; 4,600: SuperCab
	F-350	5,000: Regular Cab SRW 5,000: Crew Cab SRW
Rear axle (max. lbs.)	F-150	3,800: Regular Cab; 3,800: SuperCab
	F-250HD	6,250: Regular Cab; 6,250: SuperCab
	F-350	6,250: Regular Cab SRW 6,250: Crew Cab SRW
Springs, front	Coil: F-150; Constant-rate tapered leaf: F-250HD/F-350	
	2-stage leaf, variable rate (plus auxiliary springs on F-350)	
Springs, rear	Opt. auxiliary rear springs for many models. See your Ford Dealer.	
	Gas-pressurized	
Shock absorbers	Std. auto locking: F-150/F-250HD/F-350	
Front hubs	Opt. manual locking: F-150/F-250HD/F-350	
	Opt. auto locking with Touch Drive: F-150	
Battery	Std. 72 amp-hr. Opt. 84 amp-hr.;	
	Dual 84 amp-hr. std. with 7.3L turbo diesel	
Alternator	95 amps with gas engines; 130 amps with 7.3L turbo diesel	
Fuel capacity (gals.)	Std. 18.2: SWB F-150 Regular Cab	
	Std. 34.7: SWB F-150 SuperCab	
	Std. 37.2: LWB F-150/F-250HD/F-350	
	Opt. 18.2: LWB F-150/F-250HD/F-350 Regular Cab	
Steering	Power	
Brakes	Power front disc; power rear drum with anti-lock system	

HD = Heavy-Duty. SRW = Single Rear Wheels. SWB = Short Wheelbase. LWB = Long Wheelbase.

## 4x4 PAYLOAD PACKAGE SELECTOR

Regular Cab Styleside	Payload (lbs.)*	GVWR (lbs.)	Tires (Min.)
F-150 (116.8" wb; 6' pickup box)	Pkg. #1: 2,035	6,100	P235/75R15XL
F-150 (133" wb; 8' pickup box)	Pkg. #1: 1,925	6,250	P235/75R15XL
F-250HD (133" wb; 8' pickup box)	Pkg. #1: 3,630	8,600	LT235/85R16E
F-350 (133" wb; 8' pickup box)	Pkg. #1: 3,940	9,000	LT235/85R16E
Regular Cab Flareside			
F-150 (116.8" wb; 6' pickup box)	Pkg. #1: 1,985	6,100	P235/75R15XL
SuperCab Styleside			
F-150 (138.8" wb; 6' pickup box)	Pkg. #1: 1,815	6,250	P235/75R15XL
F-150 (155" wb; 8' pickup box)	Pkg. #1: 1,690	6,250	P235/75R15XL
F-250HD (155" wb; 8' pickup box)	Pkg. #1: 3,560	8,800	LT235/85R16E
SuperCab Flareside			
F-150 (138.8" wb; 6' pickup box)	Pkg. #1: 1,740	6,250	P235/75R15XL
Crew Cab			
F-350 (168.4" wb; 8' pickup box)	Pkg. #1: 3,565	9,200	LT235/85R16E

\*Maximum allowable weight of people, cargo and body equipment, and is reduced by the weight of optional equipment. Note: Most Regular Cab payloads can be increased if the single fuel tank option is ordered. See your dealer for details.

## F-SERIES 4x2 SPECIFICATIONS

GVWR (max. lbs.)	F-150	6,250: Regular Cab; 6,250: SuperCab
	F-250	6,600: Regular Cab
	F-250HD	8,600: Regular Cab; 8,800: SuperCab
	F-350	10,000: Regular Cab DRW; 10,000: SuperCab DRW 9,200: Crew Cab SRW; 10,000: Crew Cab DRW
Front axle (max. lbs.)	F-150	3,400: Regular Cab; 3,400: SuperCab
	F-250	3,900: Regular Cab
	F-250HD	4,200: Regular Cab; 4,200: SuperCab
	F-350	4,200: Regular Cab DRW; 4,200: SuperCab DRW 4,200: Crew Cab SRW; 4,200: Crew Cab DRW
Rear axle (max. lbs.)	F-150	3,800: Regular Cab; 3,800: SuperCab
	F-250	5,300: Regular Cab
	F-250HD	6,250: Regular Cab; 6,250: SuperCab
	F-350	7,400: Regular Cab DRW; 7,400: SuperCab DRW 6,250: Crew Cab SRW; 7,400: Crew Cab DRW
Springs, front	Coil	
	2-stage leaf, variable rate (plus auxiliary springs on F-350)	
Springs, rear	Opt. auxiliary rear springs for many models. See your Ford Dealer.	
	Gas-pressurized	
Shock absorbers	Std. 72 amp-hr. Opt. 84 amp-hr.;	
Battery	Dual 84 amp-hr. std. with 7.3L turbo diesel	
	95 amps with gas engines; 130 amps with 7.3L turbo diesel	
Alternator	Std. 34.7: SWB F-150	
Fuel capacity (gals.)	Std. 37.2: LWB F-150/F-250/F-250HD/F-350	
	Opt. 18.2: F-150/F-250/F-250HD Regular Cab	
Steering	Power	
Brakes	Power front disc; power rear drum with anti-lock system	

HD = Heavy-Duty. SRW = Single Rear Wheels. DRW = Dual Rear Wheels.  
SWB = Short Wheelbase. LWB = Long Wheelbase.

## 4x2 PAYLOAD PACKAGE SELECTOR

Regular Cab Styleside	Payload (lbs.)*	GVWR (lbs.)	Tires (Min.)
F-150 (116.8" wb; 6' pickup box)	Pkg. #1: 1,325	5,250	P215/75R15SL
F-150 (116.8" wb; 6' pickup box)	Pkg. #2: 2,150	6,100	P235/75R15XL
F-150 (133" wb; 8' pickup box)	Pkg. #1: 1,410	5,450	P215/75R15SL
F-150 (133" wb; 8' pickup box)	Pkg. #2: 2,205	6,250	P235/75R15XL
F-250 (133" wb; 8' pickup box)	Pkg. #1: 2,280	6,600	LT215/85R16D
F-250HD (133" wb; 8' pickup box)	Pkg. #1: 4,045	8,600	LT235/85R16E
F-350 DRW (133" wb; 8' pickup box)	Pkg. #1: 5,105	10,000	LT215/85R16D
Regular Cab Flareside			
F-150 (116.8" wb; 6' pickup box)	Pkg. #1: 1,040	5,000	P235/75R15XL
F-150 (116.8" wb; 6' pickup box)	Pkg. #2: 1,490	5,450	P235/75R15XL
F-150 (116.8" wb; 6' pickup box)	Pkg. #3: 2,100	6,100	P235/75R15XL
SuperCab Styleside			
F-150 (138.8" wb; 6' pickup box)	Pkg. #1: 1,850	6,050	P235/75R15XL
F-150 (155" wb; 8' pickup box)	Pkg. #1: 1,940	6,250	P235/75R15XL
F-250HD (155" wb; 8' pickup box)	Pkg. #1: 4,025	8,800	LT235/85R16E
F-350 DRW (155" wb; 8' pickup box)	Pkg. #1: 4,655	10,000	LT215/85R16D
SuperCab Flareside			
F-150 (138.8" wb; 6' pickup box)	Pkg. #1: 1,780	6,050	P235/75R15XL
Crew Cab			
F-350 (168.4" wb; 8' pickup box)	Pkg. #1: 3,970	9,200	LT235/85R16E
F-350 DRW (168.4" wb; 8' pickup box)	Pkg. #1: 4,570	10,000	LT215/85R16D

## F-SERIES MAXIMUM TRAILER WEIGHTS

		Regular Cab								SuperCab					Crew Cab		
	Axle Ratio	GCWR Max.	F-150 4x2	F-150 4x4	F-250 4x2	F-250 HD 4x2	F-250 HD 4x4	F-350 4x4	F-350 DRW 4x2	F-150 4x2	F-150 4x4	F-250 HD 4x2	F-250 HD 4x4	F-350 DRW 4x2	F-350 SRW 4x2	F-350 DRW 4x2	F-350 4x4
Automatic 4.9L EFI V-6	3.08	9,000	4,600	(1)	-	-	-	-	-	4,300	-	-	-	-	-	-	-
	3.31	9,500	5,100	-	-	-	-	-	-	4,800	-	-	-	-	-	-	-
	3.55	10,000	5,600	5,300	5,300	-	-	-	-	5,300	-	-	-	-	-	-	-
	4.10	11,000	-	-	-	6,200	-	-	-	-	-	6,000	-	-	-	-	-
5.0L EFI V-8	3.08	9,000	4,700	-	-	-	-	-	-	-	-	-	-	-	-	-	-
	3.31	11,500	-	6,900	-	-	-	-	-	-	6,700	-	-	-	-	-	-
	3.55	11,500	7,100	6,800	-	-	-	-	-	6,800	6,600	-	-	-	-	-	-
	4.10	12,500	-	-	7,800	-	-	-	-	-	-	-	-	-	-	-	-
5.8L EFI V-8	3.08	10,000	5,500	5,200	-	-	-	-	-	5,300	-	-	-	-	-	-	-
	3.55	11,500	-	-	6,700	6,500	6,200	6,200	6,400	-	-	6,300	5,900	-	6,000	5,800	5,600
	3.55	12,000	7,500	7,200	-	-	-	-	-	7,300	7,100	-	-	-	-	-	-
	4.10	13,000	-	-	8,200	8,000	7,700	7,700	7,800	-	-	7,800	7,400	-	7,500	7,300	7,100
Power Stroke 7.3L turbo diesel	3.55	16,000	-	-	-	10,000	10,000	10,000	-	-	-	10,000	10,000	-	9,900	-	9,400
	4.10	20,000	-	-	-	10,000	10,000	10,000	10,000	-	-	10,000	10,000	10,000	10,000	10,000	10,000
7.5L EFI V-8	3.55	15,000	-	-	-	9,900	9,600	9,500	-	-	-	9,600	9,300	-	9,300	-	8,900
	4.10	18,500	-	-	-	10,000	10,000	10,000	10,000	-	-	10,000	10,000	10,000	10,000	10,000	10,000
Manual																	
4.9L EFI V-6	2.73	6,250	(1)	-	-	-	-	-	-	-	-	-	-	-	-	-	-
	3.08	6,450	2,100	1,900	-	-	-	-	-	1,900	1,600	-	-	-	-	-	-
	3.31	7,125	2,800	2,500	-	-	-	-	-	2,600	2,300	-	-	-	-	-	-
	3.55	7,800	3,500	3,200	3,200	-	-	-	-	3,200	3,000	-	-	-	-	-	-
	4.10	10,000	-	-	-	5,200	-	-	-	-	-	-	-	-	-	-	-
5.0L EFI V-8	3.08	6,450	2,200	-	-	-	-	-	-	-	-	-	-	-	-	-	-
	3.55	7,800	3,500	3,200	3,200	-	-	-	-	3,200	3,000	-	-	-	-	-	-
	4.10	10,000	-	-	5,400	-	-	-	-	-	-	-	-	-	-	-	-
5.8L EFI V-8	3.55	11,500	-	-	-	6,500	6,200	6,200	-	-	-	6,300	6,000	-	-	-	-
	4.10	13,000	-	-	-	8,000	7,700	7,700	7,800	-	-	7,800	7,500	-	7,500	7,300	7,100
Power Stroke 7.3L turbo diesel	3.55	14,500	-	-	-	8,900	8,600	8,500	-	-	-	8,700	8,300	-	8,400	-	7,900
	4.10	17,000	-	-	-	10,000	10,000	10,000	10,000	-	-	10,000	10,000	10,000	10,000	10,000	10,000
7.5L EFI V-8	3.55	12,000	-	-	-	6,900	6,600	6,500	-	-	-	6,700	6,300	-	6,300	-	5,900
	4.10	16,000	-	-	-	10,000	10,000	10,000	10,000	-	-	10,000	10,000	10,000	10,000	10,000	9,900

(1) Not available for trailer towing. Note: See your Ford Dealer for required/recommended equipment, frontal area restrictions and fifth-wheel ratings.

**Note:** Engine/axle ratio combinations may not be available in all areas. See your dealer for availability information. Trailer weights shown must be reduced by passenger and cargo weight in the towing vehicle. Maximum trailer weights are shown. The combined weight of the towing vehicle (including passengers, hitch and cargo) and the loaded trailer must not exceed the Gross Combined Weight Rating (GCWR).

Below: F-Series XLT 4x4  
Regular Cab in Raven  
Black. Some equipment  
shown may be optional.





# F-SERIES POWER

Power! It's one of the Ford F-Series' strongest assets—and one of the main reasons F-Series has been America's best-selling full-size pickup.\*

## MOST ADVANCED AND POWERFUL TURBO DIESEL

The Power Stroke 7.3-liter turbo diesel is the most advanced and powerful diesel ever put in a pickup. And it's engineered for excellent fuel economy and durability, too.

The Power Stroke is the only diesel with high-speed direct injection for driveability plus unit injectors for durability and performance.

Full authority Ford EEC-V electronic engine controls contribute to excellent throttle response at any temperature, at any load, at any altitude; and also to outstanding cold weather performance.

Also, the Power Stroke can be teamed with a manual or an automatic transmission.

## FOUR MULTI-PORT EFI GAS-POWERED ENGINES

There's a wide range of gas engines, each with multi-port fuel injection for precise fuel metering, excellent throttle response and easy start-ups, even when it gets very cold.

## 4x2 POWERTEAMS

Engines	Regular Cab				SuperCab			Crew Cab	
	F-150	F-250	F-250 HD	F-350 DRW	F-150	F-250 HD	F-350 DRW	F-350 SRW	F-350 DRW
4.9L EFI I-6	S	S	S	-	S	O	-	-	-
5.0L EFI V-8	O	O	-	-	O	-	-	-	-
5.8L EFI V-8	O	O	O	S	O	S	-	S	S
7.5L EFI V-8	-	-	O	O	-	O	S	O	O
Power Stroke 7.3L turbo diesel	-	-	O	O	-	O	O	O	O
Transmissions									
5-spd. manual OD	S	S	-	-	S	-	-	-	-
5-spd. heavy-duty manual OD	-	-	S	S	-	S	S	S	S
3-spd. auto.	-	-	O	O	-	O	-	O	O
Electronic 4-spd. auto. OD	O	O	O	O	O	O	O	O	O

OD = Overdrive. SRW = Single Rear Wheels. DRW = Dual Rear Wheels. S = Standard. O = Optional.

## 4x4 POWERTEAMS

Engines	Regular Cab			SuperCab		Crew Cab
	F-150	F-250 HD	F-350 SRW	F-150	F-250 HD	
4.9L EFI I-6	S	-	-	S	-	-
5.0L EFI V-8	O	-	-	O	-	-
5.8L EFI V-8	O	S	S	O	S	S
7.5L EFI V-8	-	O	O	-	O	O
Power Stroke 7.3L turbo diesel	-	O	O	-	O	O
Transmissions						
5-spd. manual OD	S	-	-	S	-	-
5-spd. heavy-duty manual OD	-	S	S	-	S	S
3-spd. auto.	-	O	O	-	O	O
Electronic 4-spd. auto. OD	O	O	O	O	O	O

OD = Overdrive. SRW = Single Rear Wheels. DRW = Dual Rear Wheels. S = Standard. O = Optional.

You've never really driven a turbo diesel until you experience the Power Stroke 7.3-liter direct-injection turbo diesel in a Ford F-Series. It's the most advanced and powerful diesel ever put in a pickup. And it's available with a manual or an automatic transmission.

\* Based on model year manufacturers' reported retail deliveries by division through April, 1994.

## ENGINE SPECIFICATIONS

	Bore x Stroke	Compression Ratio	Horsepower (SAE net)	Torque, lbs./ft. (SAE net)
4.9-Liter Multi-Port EFI I-6 (1)	4.00 x 3.98	8.8	145 @ 3,400 rpm	265 @ 2,000 rpm
4.9-Liter Multi-Port EFI I-6 (2)	4.00 x 3.98	8.8	150 @ 3,400 rpm	260 @ 2,000 rpm
5.0-Liter Multi-Port EFI V-8 (3)	4.00 x 3.00	9.0	205 @ 4,000 rpm	275 @ 3,000 rpm
5.0-Liter Multi-Port EFI V-8 (4)	4.00 x 3.00	9.0	195 @ 4,000 rpm	270 @ 3,000 rpm
5.8-Liter Multi-Port EFI V-8 (5)	4.00 x 3.50	8.8	210 @ 3,600 rpm	325 @ 2,800 rpm
5.8-Liter Multi-Port EFI V-8 (6)	4.00 x 3.50	8.8	205 @ 3,600 rpm	330 @ 2,600 rpm
7.5-Liter Multi-Port EFI V-8 (7)	4.36 x 3.85	8.5	245 @ 4,000 rpm	395 @ 2,400 rpm (8)
Power Stroke 7.3-Liter direct-injection turbo diesel (7)	4.11 x 4.18	17.5	210 @ 3,000 rpm	425 @ 2,000 rpm

(1) 5-speed manual OD with 2.73 or 3.08 axle ratio, or models below 8,500-lbs. GVWR with electronic 4-speed automatic OD transmission. (2) All applications except those in previous footnote. (3) With manual transmission. (4) With electronic automatic transmission. (5) 49 States and California over 8,500-lbs. GVWR. (6) California below 8,500-lbs. GVWR. (7) Models over 8,500-lbs. GVWR only. (8) 400 @ 2,200 rpm with electronic automatic transmission.

# F-SERIES EQUIPMENT

## SELECT F-150 PREFERRED EQUIPMENT PACKAGES AND OPTIONS\*

P = Included in Package S = Standard O = Optional  
Note: Package content is subject to change.

	Regular Cab 4x2/4x4 Styleside				SuperCab 4x2/4x4 Styleside			
	Special 498A	XL 500A	XL 507A	Eddie Bauer 508A	Special 518A	XL 520A	XL 527A	Eddie Bauer 528A
Cloth and vinyl bench	O	O	-	-	O	O	-	-
Knitted vinyl bench	O	O	O	-	S	S	O	-
Cloth convertible console (40/20/40) seat	-	-	O	P	-	-	O	P
Cloth convertible console (40/20/40) seat with 6-way power for driver	-	-	-	-	-	-	O	O
Cloth captain's chairs (includes cloth rear bench seat)	-	-	-	-	-	O	O	O
Vinyl rear bench seat	-	-	-	-	O	S	-	-
Cloth rear bench seat	-	-	-	-	-	-	S	S
CFC-free air conditioning	O	O	P	P	O	O	P	P
Sliding rear window	O	O	O	O	O	O	O	P
Rear privacy glass (requires sliding rear window)	-	-	O	O	-	-	O	P
Power door locks and windows	-	-	P	P	-	-	P	P
Light and Convenience Group A (1)	-	-	O	O	-	-	O	O
Interior Enhancement/Light Group (2)	O	O	P	P	O	O	P	P
Speed control and tilt steering wheel	O	O	P	P	O	O	P	P
Tachometer	O	O	O	O	O	O	O	O
Floor mat in lieu of carpet	S	S	O	-	S	S	O	-
Electronic AM/FM stereo radio with digital clock	P	O	S	S	P	O	S	S
Electronic AM/FM stereo radio with cassette player and digital clock	O	O	P	P	O	O	P	P
Premium electronic AM/FM stereo radio with CD player/clock	-	-	O	O	-	-	O	O
Remote Keyless Entry/Anti-Theft Group (3)	-	-	O	O	-	-	O	O
Chrome Appearance Package (4)	-	O	S	S	-	O	S	S
Bright electric mirrors	-	-	O	P	-	-	O	P
Bright low mount swing-away mirrors	O	O	O	-	O	O	O	-
Argent styled steel wheels	P	O	O	-	P	O	O	-
Chrome styled steel wheels	-	O	P	-	-	O	P	-
Forged aluminum deep dish wheels	-	O	O	P	-	O	O	P
P235/75R15XL BSW all-season tires	P	O	P	P	S	S	S	S
Argent rear step bumper	O	O	-	-	O	O	-	-
Chrome rear step bumper	-	O	O	O	-	O	O	O
Color-keyed cab steps	-	-	O	P	-	-	O	P
Deluxe two-tone paint	-	-	O	-	-	-	O	-
Lower accent two-tone paint	-	-	O	P	-	-	O	P
Off-Road Package—4x4 (5)	-	O	O	O	-	O	O	O
Limited slip rear axle—4x2; front/rear axle—4x4	O	O	O	O	-	O	O	O
Manual locking hubs—4x4	O	O	O	O	-	O	O	O
Touch Drive electric shift transfer case—4x4 (6)	-	O	O	O	-	O	O	O
Single fuel tank	O	O	O	O	-	-	-	-
Heavy-duty battery	O	O	O	O	O	O	O	O
Super engine cooling	O	O	O	O	O	O	O	O
Engine block heater	O	O	O	O	O	O	O	O
Trailer Towing Package (7)	-	O	O	O	-	O	O	O
Heavy-duty Front Suspension Package—4x4 (8)	-	O	O	O	-	O	O	O
Heavy-duty Rear Suspension Package (9)	-	O	O	O	-	O	O	O
Handling Package (10)	O	O	O	O	O	O	O	O
Payload Package—4x2	O	O	O	O	-	-	-	-

\* Other F-Series models (F-250/F-250HD/F-350 Styleside, F-150 Flareside) are similarly equipped. See your dealer for details. (1) Electrochromic (auto-dim) rearview mirror and dual illuminated vanity mirrors. (2) Underhood and dual beam dome/map lights, headlights-on audible alert, map pocket in door trim panel, passenger-side visor vanity mirror and mini-console (Regular Cab) plus headliner and insulation package (Regular Cab Special, XL). (3) Remote keyless entry and anti-theft alarm systems. (4) Chrome grille and bright mirrors. (5) Skid plates, stabilizer bars and 4x4 off-road decal (Styleside). (6) Requires 5.0- or 5.8-liter V-8 with automatic transmission. (7) Super engine cooling, trailer wiring harness, heavy-duty turn signal flasher, handling package, and heavy-duty battery. (8) Heavy-duty front springs (3,800-lb. rating), heavy-duty front GAWR (3,800-lb.), min. 3.55 rear axle ratio, and heavy-duty frame. (9) 400-lb. nominal capacity auxiliary rear springs. (10) Stabilizer bars and heavy-duty shocks (4x4-quad front on Regular Cab).

## MAJOR STANDARD F-150 FEATURES

### Exterior

Aero-halogen headlights with impact-resistant lenses  
Tinted glass  
Front bumper: argent (Special); chrome (XL, XLT; slotted with Eddie Bauer); black rub strip (XLT, Eddie Bauer)  
Mirrors: black (Special, XL); bright (XLT, Eddie Bauer)  
Bright wheelcap moldings and color-keyed lower bodyside protection (Styleside XLT, Eddie Bauer)  
Removable tailgate with bright handle

### Interior

Driver-side air bag to supplement the safety belts and lap/shoulder belts for outboard front seat passengers and lap belt for center passenger; lap/shoulder belts for outboard rear passengers and lap belt for center rear passenger (Crew Cab, SuperCab equipped with rear bench seat)

Seats: vinyl bench (Special, XL Regular Cab); cloth flight bench (XLT Regular Cab); convertible console seat (Eddie Bauer Regular Cab); knitted vinyl bench (Special, XL SuperCab) and vinyl rear bench (XL SuperCab); cloth front and rear benches (XLT SuperCab); convertible console seat and cloth rear bench (Eddie Bauer SuperCab)

Radios: Electronic AM with digital clock (Special, XL); electronic AM/FM stereo with digital clock (XLT, Eddie Bauer)  
Color-keyed cloth headliner (all SuperCabs; XLT and Eddie Bauer Regular Cabs); carpeted floor mats (Eddie Bauer)

Power Point electrical accessory outlet

Leather-wrapped steering wheel (XLT, Eddie Bauer)

Interval windshield wipers

### Functional

4.9L multi-port EFI I-6, 5-speed manual transmission  
Voltmeter, oil pressure and temperature gauges

Twin-I-Beam independent front suspension (4x2)  
Twin-Traction Beam independent front suspension (4x4)

Nitrogen gas-pressurized shock absorbers

Power-assisted steering

Power-assisted brakes with rear anti-lock system

Auto-locking front hubs; two-speed transfer case (4x4)

Tires: P215/75R15 SL BSW all-season (Regular Cab 4x2); P235/75R15XL BSW all-season (Regular Cab 4x4, SuperCab 4x2/4x4)—see your Ford Dealer for the complete list of tires.

## PRODUCT CHANGES

Following publication of the catalog, certain changes in standard equipment, options, prices and the like, or product delays, may have occurred which would not be included in these pages. Your Ford Dealer is your best source for up-to-date information. Ford Division reserves the right to change product specifications at any time without incurring obligations.



# SELECT F-SERIES FEATURES

(A) Wheel trim, from left to right: argent styled steel wheels (F-150); chrome styled steel wheels (F-150); deep-dish aluminum wheels (F-150); sport wheel covers (F-250/F-250HD/F-350); and deep-dish forged aluminum wheels (F-250HD/F-350).

(B) Aero mirrors (black on Special and XL; bright on XLT and Eddie Bauer). Electric mirrors are available (XLT and Eddie Bauer).

(C) Optional low-mount swing-away mirrors.

(D) Optional bright recreational mirrors (F-250HD/F-350).



(A)



(B)



(C)



(D)



Styleside Deluxe Two-Tone Paint Treatment. Accent two-tone color is along the bodysides between upper and lower paint break tape stripes. Available for F-Series XLT.



Styleside and Flareside Lower Accent Two-Tone Paint Treatment. Accent two-tone color is along the rocker panels. Available for F-Series XLT. Standard on F-Series Eddie Bauer.

# F-SERIES COLORS & TRIMS



Desert Copper Clearcoat Metallic



Electric Red Clearcoat Metallic



Bright Red (Clearcoat on SuperCab)



Sunrise Red Clearcoat Metallic (SuperCab)



Sapphire Blue Clearcoat Metallic



Brilliant Blue Clearcoat Metallic



Royal Blue Clearcoat Metallic



Deep Forest Green Clearcoat Metallic



Tobago Green Clearcoat Metallic



Raven Black (Black Clearcoat on SuperCab)



Light Opal Clearcoat Metallic



Tucson Bronze Clearcoat Metallic



Oxford White (Clearcoat on SuperCab)



Colonial White (Clearcoat on SuperCab)

## F-150 STYLESIDE PAINT AND TRIM COLORS

Exterior Paint Colors	Interior Trim Colors			
	Royal Blue	Ruby Red	Opal Grey	Medium Mocha
Desert Copper Clearcoat Metallic				
Electric Red Clearcoat Metallic				
Bright Red*				
Bright Red Clearcoat**				
Sunrise Red Clearcoat Metallic**				
Sapphire Blue Clearcoat Metallic				
Brilliant Blue Clearcoat Metallic				
Royal Blue Clearcoat Metallic				
Deep Forest Green Clearcoat Metallic				
Tobago Green Clearcoat Metallic				
Raven Black*				
Black Clearcoat**				
Light Opal Clearcoat Metallic				
Tucson Bronze Clearcoat Metallic				
Oxford White*				
Oxford White Clearcoat**				
Colonial White*				
Colonial White Clearcoat**				

\*Regular Cab only. \*\*SuperCab only. Note: All Eddie Bauer Regular Cab colors are Clearcoat.

## F-150 FLARESIDE PAINT AND TRIM COLORS

Exterior Paint Colors	Interior Trim Colors			
	Royal Blue	Ruby Red	Opal Grey	Medium Mocha
Bright Red Clearcoat				
Electric Red Clearcoat Metallic				
Sunrise Red Clearcoat Metallic*				
Sapphire Blue Clearcoat Metallic				
Brilliant Blue Clearcoat Metallic				
Royal Blue Clearcoat Metallic				
Deep Forest Green Clearcoat Metallic				
Tobago Green Clearcoat Metallic				
Black Clearcoat				
Light Opal Clearcoat Metallic				
Tucson Bronze Clearcoat Metallic				
Oxford White Clearcoat				

\*SuperCab only.

Note: Ask your Ford Dealer for available two-tone combinations and for available F-250, F-250HD and F-350 exterior paint colors.



# THE OWNERSHIP EXPERIENCE

We've gone to great lengths to make the experience of driving a new Ford F-Series an enjoyable one. The experience of ownership, too.

We stand behind your truck with our 3-year/36,000-mile bumper-to-bumper limited warranty. And we look after your security with our no-cost Roadside Assistance Program. Expect nothing less from a "customer-driven" company.

## ROADSIDE ASSISTANCE PROGRAM

Every new Ford includes the assurance of an emergency no-cost Roadside Assistance Program provided by Ford Auto Club, Inc. during the 3-year/36,000-mile bumper-to-bumper warranty period.

Help is just a toll-free phone call away, 24 hours a day, anywhere in the 50 United States, should you need any towing assistance, fuel delivery, tire change, a jump start, or even help when you're locked out of your truck.

Ask your Ford Dealer for complete details on the Ford Roadside Assistance Program.

## BUMPER-TO-BUMPER COVERAGE

The 36-month/36,000-mile bumper-to-bumper coverage of Ford's new vehicle limited warranty covers the complete vehicle (except tires, battery, service adjustments and other

items covered under separate provisions) against defects in factory-supplied materials or workmanship. For complete information, see your dealer.



Ford Credit is a full service company that makes a wide variety of financing and leasing programs available to qualified buyers through the Ford Dealer of your choice.

Through Ford Credit's financing or Red Carpet leasing, arrangements suited to your special needs can be made quickly and conveniently right at the dealership. Ask your Ford Dealer for the facts on any of Ford Credit's financing or lease plans.

## FORD CITIBANK CREDIT CARD

Using your Ford Citibank Visa® or MasterCard® could earn you hundreds, even thousands of dollars from Ford toward the purchase or lease of a new Ford, Lincoln or Mercury product. To apply or get more information, call 1-800-374-7777. Or visit a Ford or Lincoln-Mercury Dealer, or a branch office of Citibank.



Optional Ford Extended Service Plans can cover major components on new Ford cars and light trucks for

longer than the vehicle's basic warranty. See your Ford Dealer for complete details.

## DEALER-INSTALLED ACCESSORIES

The enjoyment of owning a new Ford F-Series pickup truck begins before you take delivery, when you're selecting colors and features.

Along with the items listed on page 21, there are Ford-brand accessories available at your Ford Dealer.

They meet or exceed our strict specifications, and they are custom designed and manufactured to complement the style and quality of your Ford-built vehicle.

## OTHER ACCESSORIES

Some of the items shown in this publication are the products of retail organizations and establishments that are not connected with Ford Motor Company.

Availability, price, quality and durability of these items rest solely with those organizations, and Ford assumes no responsibility for their use.

## OPTIONS AVAILABILITY

Options shown or described in this catalog are available at extra cost and may be offered only in combination with other options or subject to additional ordering requirements or limitations.

