


THE NEW CHRYSLER "WAYFARER"

Never has a Coupe
Utility combined such
Eye Appeal with
huge Payload Area
and dramatically
low First Cost . . .





Chrysler again breaks through the **POUND BARRIER!**

These days, it is refreshing but highly unusual for any commodity to be reduced drastically in price, and reduced despite the fact that the product is better than ever before — *so much better* that manufacturer's warranty has been greatly increased! This is precisely what Chrysler has done with the new Wayfarer Coupe Utility! Wayfarer is handsome but essentially practical — a vehicle that will meet the need of any businessman, in city or country, for a low cost; a *solid* asset that will endure despite time and continued hard work. Wayfarer can carry a good and genuine half-ton payload — and carry it consistently without chassis or body structural trouble developing. It is the *only* Coupe Utility with which you can choose the power best suited to your operating conditions — choice of V-8 or "6". Your choice of Standard, Automatic Overdrive or PowerFlite Automatic Transmission on the "Wayfarer" Six (PowerFlite Automatic standard on the V-8). And there are the Chrysler Power Assists — Power Brakes, Power Steering — as optional extras.


...with the **NEW "WAYFARER"**!

FROM
£1318
PLUS TAX

**WITH 10,000 MILES or
12 MONTHS WARRANTY**

...and unprecedented After-Sales Service!

CHRYSLER "PLAINSMAN"




These handsome, versatile Station Commercials and Station Wagons lead a double life . . . equally at home when there's work to be done, or you're driving for fun! Plainsman brings with it all the owner benefits of completely integrated design, sound construction, and cost-saving factory production methods. It has luxury and comfort, plus enough space in the back to make a bed for two "six-footers".

from **£1792** plus tax



PRODUCT OF CHRYSLER AUSTRALIA LIMITED, ADELAIDE, SOUTH AUSTRALIA



Never has a Coupe
 Utility combined such
 Eye Appeal with
 huge Payload Area
 and dramatically
 low First Cost . . .

THE NEW CHRYSLER "WAYFARER"




Chrysler again breaks through the POUND BARRIER!

These days, it is refreshing but highly unusual for any commodity to be reduced drastically in price, and reduced despite the fact that the product is better than ever before — *so much better* that manufacturer's warranty has been greatly increased! This is precisely what Chrysler has done with the new Wayfarer Coupe Utility! Wayfarer is handsome but essentially practical — a vehicle that will meet the need of any businessman, in city or country, for a low cost; a *solid* asset that will endure despite time and continued hard work. Wayfarer can carry a good and genuine half-ton payload — and carry it consistently without chassis or body structural trouble developing. It is the *only* Coupe Utility with which you can choose the power best suited to your operating conditions — choice of V-8 or "6". Your choice of Standard, Automatic Overdrive or PowerFlite Automatic Transmission on the "Wayfarer" Six (PowerFlite Automatic standard on the V-8). And there are the Chrysler Power Assists — Power Brakes, Power Steering — as optional extras.

...with the NEW "WAYFARER"!

These handsome, versatile Station Commercials and Station Wagons lead a double life . . . equally at home when there's work to be done, or you're driving for fun! Plainsman brings with it all the owner benefits of completely integrated design, sound construction, and cost-saving factory production methods. It has luxury and comfort, plus enough space in the back to make a bed for two "six-footers", from **£1792** plus tax

CHRYSLER "PLAINSMAN"



PRODUCT OF CHRYSLER AUSTRALIA LIMITED, ADELAIDE, SOUTH AUSTRALIA
 1959




FROM £1318

WITH 10,000 MILES or 12 MONTHS WARRANTY

... and unprecedented After-Sales Service!

PLUS TAX

CHRYSLER'S FABULOUS "Wayfarer"



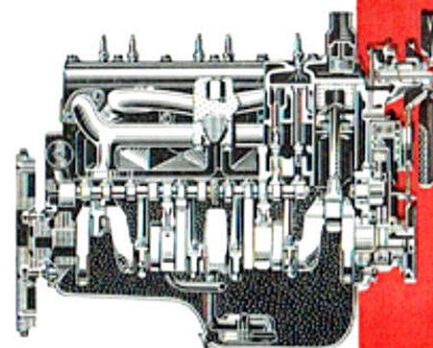
Optional at moderate extra cost: Slotted chrome wheel trims; white wall tyres; lower exterior body moulding.

As to the "eye-appeal" of Wayfarer, this picture speaks for itself. The true significance of this solid, full size Coupe Utility's low price lies in the work it can do. Look at the loadspace: Bottom length of tray, 86 in.-87 in.; Max. tray width, 56½ in.; Tailgate, 49½ in.; Top length of tray, 65 in.-70 in. Compare these dimensions and you find extra and valuable inches of loadspace in every direction. A wide, "loading platform" tailgate has heavy-duty hinges.

"Wayfarer" has a gross vehicle weight of 4,500 lb. It will carry, and comfortably, a full half ton. Frame strength, spring

and tyre capacities are more than adequate. Chassis frame of box section side rails (5¼ in. x 4½ in.), plus a massive x-member for great torsional rigidity. Body of double steel panelling with removable inner plates for body service. Hardwood floor, protected by steel skid strips. Springs engineered to adequately handle half-ton loads give a smooth ride on boulevard or paddock. Progressive ride rear springs are used. Wayfarer V-8 has heavy-duty front suspension, extra heavy duty as special equipment. Wayfarer 6 has standard-ride front suspension, heavy duty as optional. Standard tyre equipment is 6.00 x 16

x 6-ply tubeless on Safety Rim wheels. The new Chrysler Wayfarer offers four models—PowerFlow 6 with Standard transmission, with Automatic Overdrive or Pushbutton Power-Flite Automatic Transmission. PowerFlite is standard on the V-8. As with the Chrysler Royal Sedan, Wayfarer offers the most comprehensive range of special equipment, covering interior furnishings, interior and exterior colour stylings, and exterior chrome decorative strips. Like to get behind the wheel of this new beauty and feel how it handles? The invitation is open right now!



117 B.H.P. "POWERFLOW" 6; 220 B.H.P. "FURY" V-8

Australia's most dependable 6 or most modern, most powerful, yet economical V-8. "Six"—Bore, 3-7/16 in.; Stroke, 4½ in.; Displacement, 250.6 cu. ins.; Comp. Ratio, 7.25 to 1; Rated H.P., 28.3; Max. B.H.P., 117 @ 3,600 r.p.m.; Max. Torque, 205 lbs.-ft. @ 1,400 r.p.m. "Fury" V-8—O.H.V., Bore, 3.875 in.; Stroke, 3.312 in.; Displacement, 313 cu. ins.; Comp. Ratio, 8.5 to 1; Rated H.P., 48.05; Max. B.H.P., 220 @ 4,000 r.p.m.; Max. Torque, 325 lbs.-ft. @ 2,800 r.p.m.

