

# 2 FORD 8 ECONOLINE



# '82 Ford Econoline

America's Truck, Built Ford Tough. There are more Econoline Vans on America's roads than any other make. There are many good reasons for that. Econoline Vans are workers, with payload capacities of up to 2½ tons. They're built Ford tough to be job-ready with rugged body-on-frame construction and Twin-I-Beam front suspension.

Econoline is traditionally a mileage leader. Last year, it posted unbeaten 6-cylinder mpg ratings for any van built in America. For 1982, ratings are 26 est. hwy. and (18) EPA est. mpg\* for the E-100/150 with standard 4.9L (300) Six and optional 4-speed manual over-drive transmission. And the cruising range with the 22.1-gallon fuel tank on long-wheelbase models and the optional 18-gallon auxiliary tank is 1,043 miles est. hwy. range and (722) miles est. range! Mileage like this puts the "Econo" in Econoline.

Econolines are available in a variety of body styles for all kinds of work applications and recreational fun. Cargo vans are available in short-wheelbase, long-wheelbase and Super Van models. For specialized needs, choose a Window Van, Display Van or the versatile Econoline Chassis (discussed in detail in the 1982 Ford Econoline Chassis catalog).

Mileage, toughness and choice. It's Ford Econoline — America's best-selling van in 1981! \*\*

\*Use these estimates for comparison. Range figures are based on estimates, standard 22.1-gallon plus optional 18-gallon auxiliary fuel tanks on long wheelbase models. Your mileage and range may differ depending on speed, distance and weather. Actual highway mileage and range will probably be lower. California estimates lower.

\*\*Based on cumulative registrations as of May, 1981.

For details, be sure to see your Ford Dealer. He'll be happy to show you some of the special features about the '82 Ford Econoline Vans shown here and on the pages that follow.

Exterior colors, below (left to right): Light Fern Glow, 1L Tone Candyapple Red, Wimbledon White, Bittersweet Glow, Light Blue.

# Ford Econoline Vans/No. 1 Seller

Econoline's excellent mileage and range are good reasons to consider America's No. 1 van. The complete story of Econoline prominence, though, lies in the versatility and job-toughness that characterizes it. Here are some of the solid, under-the-skin reasons why so many people have made Econoline their choice.

## Rugged Body-On-Frame Construction

Body-on-frame construction provides Econoline's tough foundation with deep, full-length siderails and five crossmembers. Rubber mounts, positioned at key points along the siderails, help keep harshness and vibration from the driver and cargo compartments.

## Twin-I-Beam Front Suspension

Two steel I-beam axles comprise this famous Ford independent front suspension system. Each front wheel employs an axle and big coil spring to step over bumps independently. And it's built Ford tough!

## Out Front Design

Econoline's interior roominess owes much to the forward, out-of-the-way location of the engine and front axle. There's plenty of move-around room to get from the driver's seat to the load area, to step across to the passenger side, and to enter and leave by any door.

## Front Service Center

The engine-forward design offers another practical benefit. Many servicing operations can be performed out front — right under Econoline's mini hood — for convenient maintenance.

## High-Torque Six-Cylinder Engine

In addition to outstanding fuel economy, the standard 4.9L (300) Six, the biggest 6-cylinder engine in the industry, offers high-torque capability, especially appreciated when your Econoline is carrying a big load.

## Payload Capacity

1982 Econolines can take up to 5,005-lb. payloads. Large payload capacities mean hardworking vans. For all kinds of job applications, built-Ford tough Econolines really carry their weight!





# Ford Econoline

## On the Inside...

For all its toughness, Econoline gets you down the road in style. The roomy interior is designed for comfort. Color choices are Black, Medium Blue, Fawn, Nutmeg and new Bittersweet.

The Quad Captain's Chairs option (cargo vans only, shown below) provides the ultimate in comfort and style for your '82 Econoline Van. Each of four chairs can be set individually for a new kind of relaxation and comfort. Each reclines to the most comfortable position and has fold-down armrests. Chairs also have swivel bases. Available with both trim levels.

Econoline XL in Light Blue.



XL Instrument Panel



Quad Captain's Chairs



# '82 Econoline XL

Econoline XL is a tough, hardworking van. But luxury touches like color-keyed carpeting and color-keyed front door trim panels with woodtone inserts and map pockets assure that it's right at home after work, too. Outside, bright accents include hub caps, bumpers, mirrors, grille surround and windshield moldings, and taillamp bezels (see pages 8 and 9 for standard features). Econoline XL includes all of the built-Ford-tough attributes of the standard van with eye-catching appointments to get you down the road in style. Distinction and comfort mark the Econoline XL for 1982.


Below: Econoline XL in Bittersweet Glow.



# '82 Econoline Standard Van

Hardworking Econoline. The standard Ford Econoline is the mainstay in thousands of important commercial, farm, personal and recreational applications all over the country. Rugged body-on-frame construction, Twin-I-Beam front suspension, out front design and Econoline's big payload capacity are appreciated by those who need real utility. Econoline's clean-lined styling is appreciated, too. Ford Econoline is a great value that includes an impressive list of standard features (see pages 8 and 9). It's America's truck. It's built Ford tough!

Below: Econoline Standard Van in Medium Grey Metallic with bodyside accent tape stripe in Copper.







## Versatile Econolines for Work or Play

### '82 Econoline Trailer Towing, Camper Conversions, Mini Motorhomes and Econoline Chassis

Econoline offers two Trailer Towing Packages for your hauling requirements when properly equipped. The Light Duty Package includes extra cooling, wiring harness and heavy-duty turn signal flasher. The Heavy Duty Package includes the Light Duty Package and: swing-out recreation mirrors, 60-amp. alternator, 68-amp.-hr. battery, external oil cooler with SelectShift

automatic transmission, dual horns, ammeter and oil pressure gauges, and heavy-duty shock absorbers (std. with E-350).

For all kinds of outdoor fun, Econoline is the right place to start. The RV Cutaway chassis provides the framework for a Mini Motorhome that's both attractive and roomy. And long wheelbases with body-on-frame construction make Econoline an excellent choice for camper conversions.

For specialized job requirements, Econoline Chassis models mean real

versatility. Choices include the Commercial Cutaway Chassis, the Commercial Stripped Chassis and complete Parcel Delivery Vans in 12- or 14-ft. lengths. Special Ambulance Body Builder Preparation and School Bus Body Builder Preparation Packages are also available. Consult the 1982 Ford Econoline Chassis catalog for details.

Left to right: Super Wagon XLT in Light Blue; Econoline XL Camper Conversion in Ti-Tone Candyapple Red/Wimbledon White; Econoline Mini Motorhome with owner-added stripes.

### ECONOLINE TRIM-CONTENT

#### Standard Van

#### XL

EXTERIOR	Standard Van	XL
Windshield molding	Bright	Bright
Hub Caps	Argent	Bright
Steel Wheels	White	White
Bumpers	Argent	Bright
Outside mirrors	Argent	Bright
Bright taillamp bezels	—	Standard
Bright grille surround molding	—	Standard
INTERIOR	Standard Van	XL
Vinyl seat trim	Standard	Standard
Floor covering	Black insulated floor mat — rubber/vinyl (coverage depends on model)	Color-keyed carpeting (front only)
White hardboard front headliner	Standard	Standard
Color-keyed belts	Standard	Standard
Instrument panel	Color-keyed pad, windshield and "A" pillar moldings; engine cover	Color-keyed pad, windshield and "A" pillar moldings; engine cover. Woodtone applique on instrument panel and steering wheel pad
White padded sun visors	Standard	Standard
Color-keyed front door trim panels with woodtone inserts and map pockets	—	Standard
Cigarette lighter	—	Standard

## Specifications:

EQUIPMENT		E-100	E-150	E-250	E-350
Payload		See page 12.			
GVWR lb. Regular Van	Max.	5,600	6,300	7,500	9,500
GVWR lb. Super Van	Max.	—	6,200	7,900†	9,300†
Axle, Front: Rating (lb.)	Std.	3,400	3,400	4,000	4,200
Axle, Rear: Rating (lb.)		3,750	3,750	5,300	6,340
Brakes: Power		Std.	Std.	Std.	Std.
Clutch: Dia. (In.) — Area (In.)	Std.	10—95.7	10—95.7	11—123.7	11—123.7
Electrical: Battery (amp.-hr.)	Std.	36	36	36 (45 Calif.)	36
Battery (amp.-hr.)	Opt.	68,81 (aux.)	68,81 (aux.)	68,81 (aux.)	68,81 (aux.)
Alternator (amp.)	Std.	40	40	40	40
Alternator (amp.)	Opt.	60,100	60,100	60,100	60,100
Engine: Displacement (cu. in.)	Std.	4.9L (300) I-6	4.9L (300) I-6	4.9L (300) I-6	4.9L (300) I-6
	Opt.	5.0L (302) V-8 5.8L (351) V-8†	5.0L (302) V-8 5.8L (351) V-8	5.0L (302) V-8 5.8L (351) V-8	5.8L (351) V-8† 6.6L (400) V-8‡ 7.5L (460) V-8‡
Fuel Tanks gal. (liters) Short wb.	Std.	18.0 (68)	18.0 (68)	—	—
Long wb.	Std.	22.1 (84)	22.1 (84)	22.1 (84)	22.1 (84)
Dual Tank Cap./Long wb.	Opt.	40.1 (152)	40.1 (152)	40.1 (152)	40.1 (152)
Shock Absorbers	Std.	Front and Rear	Front and Rear	Front and Rear	Front and Rear
	Opt.	HD	HD	HD	—
Springs, Front Coil	Std.	Computer Selected			
	Opt.	HD Coil	HD Coil	HD Coil	HD Coil
Rear: Combined Rating @ Ground (lb.)		2,860	3,770	4,190	5,530
	Optional††	HD	HD	HD	HD
Steering:	Std.	Recirculating Ball		Integral Power§§	
	Opt.	Integral Power		—	
Transmission	Std.	3-Spd. Sync.	3-Spd. Sync.	3-Spd. Sync.†	3-Spd. Sync.
	Opt.	4-Spd. OD SelectShift Auto.	4-Spd. OD SelectShift Auto.	SelectShift Auto.	SelectShift Auto.
Wheels: Type — Rim Size	Std.	(5) 5-Hole — 5.5K	(4) 5-Hole — 6.0K	(4) 8-Hole — 6.0	(4) 8-Hole — 6.75
Tires: Tubeless*	Std.	P205/75R15SL	P225/75R15SL	8.00 x 16.5DTT	9.50 x 16.5DTT
	Opt.	Optional tires in sizes to match Payload/GVWR requirements. Use adequate tires for loads and type of service. Consult your Ford Dealer. High altitude emission system is available for E-100, E-150 and E-250.			

TT = Truck Type, OD = Overdrive, SV = Super Van. †N.A. in Calif.

††Available with selected Payload/GVWR packages (includes HD coil front springs if avail.) See your Ford Dealer.

§Calif. only.

§§Power steering delete is available.

\*Spare tire included with E-100 Series only.



# Options

## A Full Vanload of Extra Factory Features

For the Ford van of your choice, there is a wide selection of factory options that can multiply the usefulness and enjoyment of your vehicle many times over. Ford-engineered, factory-installed and Ford-warranted — these options can also add to the trade-in value when it's time for a new Ford van. Go down this list and check off the options that will help you "create" a Ford van just right for your work or personal needs.

### Appearance

- ☐ Bodyside accent tape stripe (page 7).
- ☐ Pin Stripe tape in Black, White or Gold.
- ☐ Chrome grille.
- ☐ Deluxe Accent Moldings (bright drip rail, center bodyside and lower character line moldings).
- ☐ Bright drip rails.
- ☐ Bright window moldings.

### Audio

There are many sound reasons why factory-installed Ford radios are great performers: a 100% solid state chassis for optimum operation, precision engineering, stringent Ford standards. A fixed-length stainless steel whip antenna for maximum reception. The fact that all stereo systems include two door-mounted speakers. And all Ford radios include traveler's advisory setting.

- ☐ AM radio.
- ☐ AM/FM monaural.
- ☐ AM/FM stereo (speakers in door panels).
- ☐ AM/FM stereo with cassette player (A).
- ☐ AM/FM stereo with 8-track tape (B).
- ☐ Premium Sound System. Includes power amplifier for speakers (with stereo radios only).

### Comfort/Convenience

#### Air Conditioning:

- ☐ Instrument panel unit for front seat area (C).
- ☐ High-capacity air conditioning com-

### Exterior Colors



\*Optional Glow colors. Printed colors are at best only representative of the true paints. Your Ford Dealer can show you actual samples of paint colors and also interior trim materials.

bins the instrument panel unit with an auxiliary unit on the left sidewall to cool the entire van.

- ☐ Power door locks for all side doors (front doors only with hinged double side doors) (D).
- ☐ Convenience Group with interval wipers, 12-in. day/night mirror, and visor vanity mirror — RH.
- ☐ Electronic digital clock.
- ☐ Dome light courtesy switches for all doors.

#### Heaters:

- ☐ High output.
- ☐ Auxiliary for cargo area.
- ☐ Roof/Floor Insulation Package. Includes full-length insulated headliner and floor mat (carpeting with XL).
- ☐ Deluxe Insulation Package.
- ☐ Light Group. Includes dual beam dome/map light, headlights-on buzzer, under-hood light, and dome light switches on all doors.
- ☐ Western mirrors, low-mount 9"x6" bright (with or without trailer arm).
- ☐ Recreational mirrors, swing-out 6 1/4"x9 1/2" (E-350).
- ☐ Electric remote control mirrors, swingaway 7 1/4"x5 1/2" (F).
- ☐ Tilt steering wheel (E).
- ☐ Fingertip Speed Control.
- ☐ Tinted glass.



- ☐ Privacy™ glass (regular tinted glass in windshield and front doors). Privacy or tinted glass in rear doors.
- ☐ Swing-out or fixed windows are available in all cargo doors.
- ☐ Single sliding cargo door in place of double doors (no extra cost).
- ☐ Two-stage door positioner for double-hinged rear doors.

### Seats and Seat Trim

- ☐ Combination seat/bed converts from a 3-passenger rear seat into a large 62"x72" bed in seconds.
- ☐ Dual or Quad Captain's Chairs: reclining and swivel. Available in vinyl or cloth and vinyl trim.
- ☐ Passenger seat (matching driver's) includes RH armrest.

### Performance

- ☐ SelectShift automatic transmission.
- ☐ 4-speed manual transmission with overdrive.
- ☐ Super Cooling Package.
- ☐ Extra Cooling Package.
- ☐ Power steering (E-100/150).
- ☐ Handling Package (E-100 and E-150) includes front stabilizer bar, HD gas-filled hydraulic front and rear shock absorbers

and HD front springs.

- ☐ Front stabilizer bar.
- ☐ Heavy-duty shock absorbers, front and rear (standard E-350).
- ☐ Engine block heater: single 600 watt with Six or 5.0L (302), dual with larger V-8s.
- ☐ Gauges: oil pressure gauge and ammeter.
- ☐ Auxiliary fuel tank, 18-gallon (68 liters) (138-in. wheelbase).

### Protection

- ☐ Step bumper, chrome (G) or argent.
- ☐ Chrome contour bumpers.
- ☐ Dual horns.
- ☐ Protection Group: Includes black step-well pads in front and sliding doors, front door edge guards. Front bumper guards also included on vehicles with chrome bumpers.
- ☐ Security Group with locking gas cap(s), inside locking hood release and spare tire lock.
- ☐ Inside locking hood release.



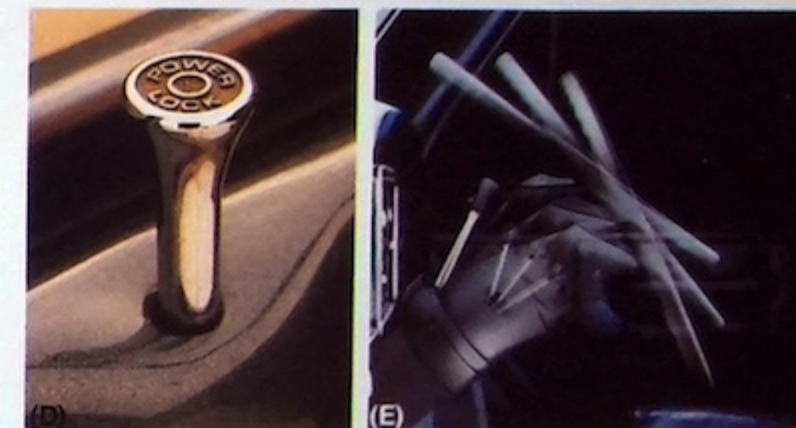


### Wheels and Wheel Covers

- ☐ Cast aluminum wheels (4). Cast aluminum spare wheel also available (H).
- ☐ Sport wheel covers (4) (I).
- ☐ Deluxe argent styled steel wheels (5) (J).
- ☐ Deluxe wheel covers (4) (K).
- ☐ Trailer Towing Packages (see page 8).

### Options Availability

1982 Econoline options are not confined to these pages but are shown throughout the catalog. Options, whether or not they are identified, are offered at extra cost. Some options are included, required, or are not available, in combination with other options. Availability of some models and features described here and elsewhere may be subject to delay. Consult your Ford Dealer for the latest information.



### Tu-Tone Choices

**Combination Tu-Tone:** accent color is applied on the roof and below the lower character line molding.\*

**Center Accent Tu-Tone:** accent color is applied between upper and lower character line moldings.\*

**Deluxe Accent Combination Tu-Tone:** accent color is applied on the roof and between the upper and lower character line moldings.\*  
\*Includes moldings.





# Payload Package Selector

Series	Payload*	GVWR lb.	Tires +	Engine	Transmission	Trim Level
E-100 124" wb.	<input type="checkbox"/> 1,440 lb. <input type="checkbox"/> 1,815 lb.	5,200 lb. 5,600 lb.	P205/75R15SL P215/75R15SL	<input type="checkbox"/> 4.9L (300) I-6 (Std.) <input type="checkbox"/> 5.0L (302) V-8 <input type="checkbox"/> 5.8L (351) V-8**	<input type="checkbox"/> 3-Spd. (Std.) <input type="checkbox"/> 4-Spd. Manual Overdrive <input type="checkbox"/> SelectShift Automatic	<input type="checkbox"/> Std. <input type="checkbox"/> XL
138" wb.	<input type="checkbox"/> 1,245 lb. <input type="checkbox"/> 1,625 lb.	5,200 lb. 5,600 lb.	P205/75R15SL P215/75R15SL			
E-150 124" wb.	<input type="checkbox"/> 2,235 lb. <input type="checkbox"/> 2,570 lb.	5,950 lb. 6,300 lb.	P225/75R15SL P235/75R15XL	<input type="checkbox"/> 4.9L (300) I-6 (Std.) <input type="checkbox"/> 5.0L (302) V-8 <input type="checkbox"/> 5.8L (351) V-8	<input type="checkbox"/> 3-Spd. (Std.) <input type="checkbox"/> 4-Spd. Manual Overdrive <input type="checkbox"/> SelectShift Automatic	<input type="checkbox"/> Std. <input type="checkbox"/> XL
138" wb.	<input type="checkbox"/> 1,945 lb. <input type="checkbox"/> 2,380 lb.	5,850 lb. 6,300 lb.	P225/75R15SL P235/75R15XL			
SV 138" wb.	<input type="checkbox"/> 2,005 lb. <input type="checkbox"/> 1,995 lb.	6,050 lb. 6,200 lb.	P235/75R15XL P235/75R15XL			
E-250 138" wb.	<input type="checkbox"/> 2,530 lb. <input type="checkbox"/> 3,175 lb.	6,800 lb. 7,500 lb.	8.00 x 16.5D 8.75 x 16.5D	<input type="checkbox"/> 4.9L (300) I-6 (Std.) <input type="checkbox"/> 5.0L (302) V-8 <input type="checkbox"/> 5.8L (351) V-8	<input type="checkbox"/> 3-Spd. (Std.)** <input type="checkbox"/> SelectShift Automatic	<input type="checkbox"/> Std. <input type="checkbox"/> XL
SV 138" wb.**	<input type="checkbox"/> 2,120 lb. <input type="checkbox"/> 2,660 lb. <input type="checkbox"/> 3,460 lb.	6,500 lb. 7,100 lb. 7,900 lb.	8.00 x 16.5D 8.00 x 16.5E 8.75 x 16.5E			
E-350 138" wb.	<input type="checkbox"/> 4,110 lb. <input type="checkbox"/> 5,005 lb.	8,550 lb. 9,500 lb.	9.50 x 16.5D 9.50 x 16.5E	<input type="checkbox"/> 4.9L (300) I-6 (Std.) <input type="checkbox"/> 5.8L (351) V-8** <input type="checkbox"/> 6.6L (400) V-8+ + <input type="checkbox"/> 7.5L (460) V-8**	<input type="checkbox"/> 3-Spd. (Std.) <input type="checkbox"/> SelectShift Automatic	<input type="checkbox"/> Std. <input type="checkbox"/> XL
SV 138" wb.	<input type="checkbox"/> 4,395 lb. <input type="checkbox"/> 4,435 lb.	9,000 lb. 9,300 lb.**	9.50 x 16.5E 9.50 x 16.5E			

\*Maximum allowable weight of people, cargo and equipment. \*\*N.A. in Calif. +Minimum tires required. ++Calif. only. SV=Super Van.

**5,005 lb.**  
**MAX. PAYLOAD**

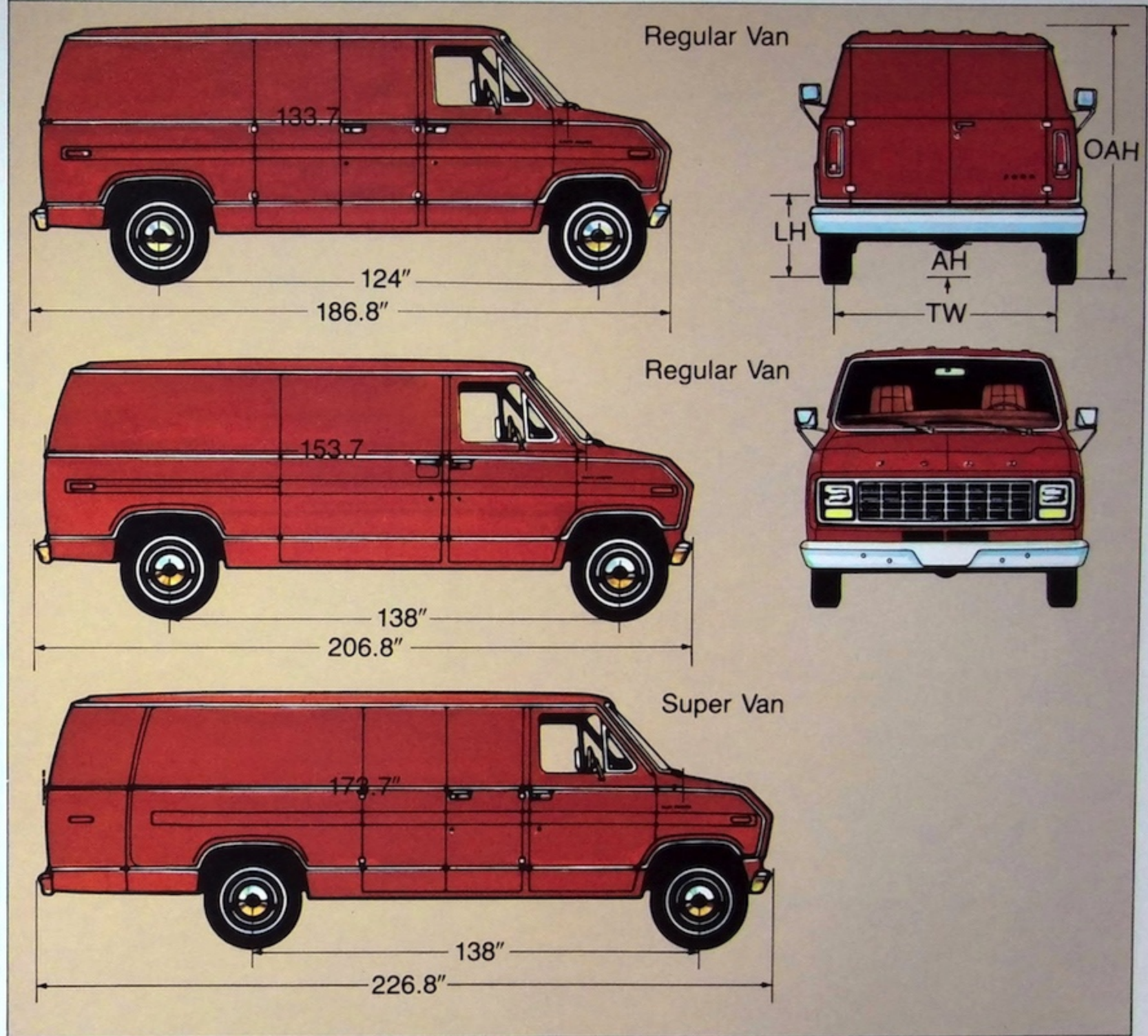


**10,000 lb.**  
**MAX. GVWR**



Note: Figure is for Econoline PDV (Parcel Delivery Van), shown.

# Dimensions



## ECONOLINE VANS

SERIES	WB	LH Empty	OAH Empty	AH Loaded	TW		Cargo Volume*
					Front	Rear	
E-100	124"	25.1"	79.1"	6.5"	69.4"	67.0"	252 cu. ft.
	138"	24.9"	79.1"	6.7"	69.4"	67.0"	295 cu. ft.
E-150	124"	27.5"	80.8"	6.8"	69.4"	67.0"	252 cu. ft.
	138"	27.8"	81.0"	7.1"	69.4"	67.0"	295 cu. ft.
Super Van	138"	27.6"	80.9"	7.1"	69.4"	67.0"	339 cu. ft.
E-250	138"	28.7"	82.6"	6.4"	68.4"	66.0"	295 cu. ft.
Super Van	138"	28.4"	82.4"	6.4"	68.4"	66.0"	339 cu. ft.
E-350	138"	30.9"	84.3"	7.4"	68.4"	66.0"	295 cu. ft.
Super Van	138"	32.4"	85.0"	7.4"	68.4"	66.0"	339 cu. ft.

WB = Wheelbase  
LH = Load height

OAH = Overall height  
AH = Axle height  
TW = Tread width

\*Maximum, without optional RH passenger seat.



# '82 Ford Econoline

## Ford-Paid Repair Programs after the Warranty Period

Sometimes Ford offers adjustment programs to pay all or part of the cost of certain repairs. These programs are intended to assist owners and are in addition to the warranty or to required recalls. Ask Ford or your dealer about such programs relating to your Ford or Lincoln-Mercury vehicle.

To get copies of any adjustment program for your vehicle or the vehicle of interest to you:

Call Ford toll-free at 1-800-241-3673, Alaska and Hawaii call 1-800-243-3711 and in Georgia call 1-800-282-0959.

Or write Ford at:

Ford Customer Information System  
Post Office Box 95427  
Atlanta, Georgia 30347.

We'll need your name and address; year, make, and model vehicle, as well as engine size; and whether you have a manual or automatic transmission.

## Technical Service Bulletins

All vehicles need repairs during their lifetime. Sometimes Ford issues Technical Service Bulletins (TSBs) and easy-to-read explanations describing unusual engine or transmission conditions which may lead to costly repairs, the recommended repairs, and new repair procedures. Often a repair now can prevent a more serious repair later. Ask Ford or your dealer for any such TSBs and explanations relating to your Ford or Lincoln-Mercury vehicle.

To get copies of these Technical Service Bulletins and explanations for your vehicle or the vehicle of interest to you:

Call Ford toll-free at 1-800-241-3673, Alaska and Hawaii call 1-800-243-3711 and in Georgia call 1-800-282-0959.

Or write Ford at:

Ford Customer Information System  
Post Office Box 95427  
Atlanta, Georgia 30347.

We'll need your name and address; year, make, and model vehicle, as well as engine size; and whether you have a manual or automatic transmission.

## Extended Service Plan

Ford Motor Company's optional Extended Service Plan covers major components on new Ford Econoline Vans. The cost is so moderate for the protection you get that it could pay for itself the first time you need it. Your Ford Dealer will be happy to give you complete details of the Plan, which is available on cars and light trucks sold in all 50 United States and Canada.

Specifications, descriptions and illustrative material contained herein were as accurate as known at the time this publication was approved for printing. Ford Division reserves the right to discontinue models or options at any time or change specifications and materials, equipment or design without notice and without incurring obligations. All options and accessories illustrated or referred to as optional or available in this publication are at extra cost. Some options are required in combination with other options. For the price of the model with the equipment you desire or verification of specifications contained herein, see your Ford Dealer.

Some of the items shown on vehicles in this publication are available through retail organizations and establishments not connected with Ford Motor Company. Availability, price, quality and durability of these items rest solely with the respective manufacturers and their sales organizations, and Ford assumes no responsibility for their use.

**Motorcraft** 



**...FOR SURE**

### Replacement Parts

Be sure to specify genuine Ford-approved Motorcraft parts from your Ford Dealer.

Buy or lease a new  
Ford Econoline Van—  
a great choice either way!

# FORD ECONOLINE VANS

FORD DIVISION

