




The New Adventure

 Jeep Corporation

A Continuing Commitment To Quality.



Jeep Corporation has manufactured more 4-wheel drive vehicles than any other company in the world. In fact, more than four million Jeep® vehicles have taken on the world since the original model rolled off the assembly line over 40 years ago.

That takes it back to World War II, when it was created out of necessity. Used by enlisted men, officers, and statesmen of many nations, the rugged, go-anywhere

Jeep vehicle received a genuine respect for the way it performed. It was well on its way to becoming a legend. Since that time, Jeep has carried on the tradition of total performance and high quality with vehicles that are proud heirs to the Jeep legacy.

From the sporty CJ-7 to the new Cherokee, the "Jeep" name assures a high quality standard. All Jeep vehicles are designed for maximum performance in difficult situ-

ations. Front disc brakes, stabilizer bars, sturdy leaf springs, steering damper and skid plates for the transfer case and fuel tank are just some of the standard features. State-of-the-art robotic assembly equipment ensures structural integrity, consistently building bodies according to the most exacting design specifications. Each Jeep vehicle must also pass a demanding 162-point quality inspection before it can leave

the factory. In addition, extensive use of galvanized steel in critical areas combined with an electrostatic anti-corrosion painting treatment help retain Jeep's reputation for durability.

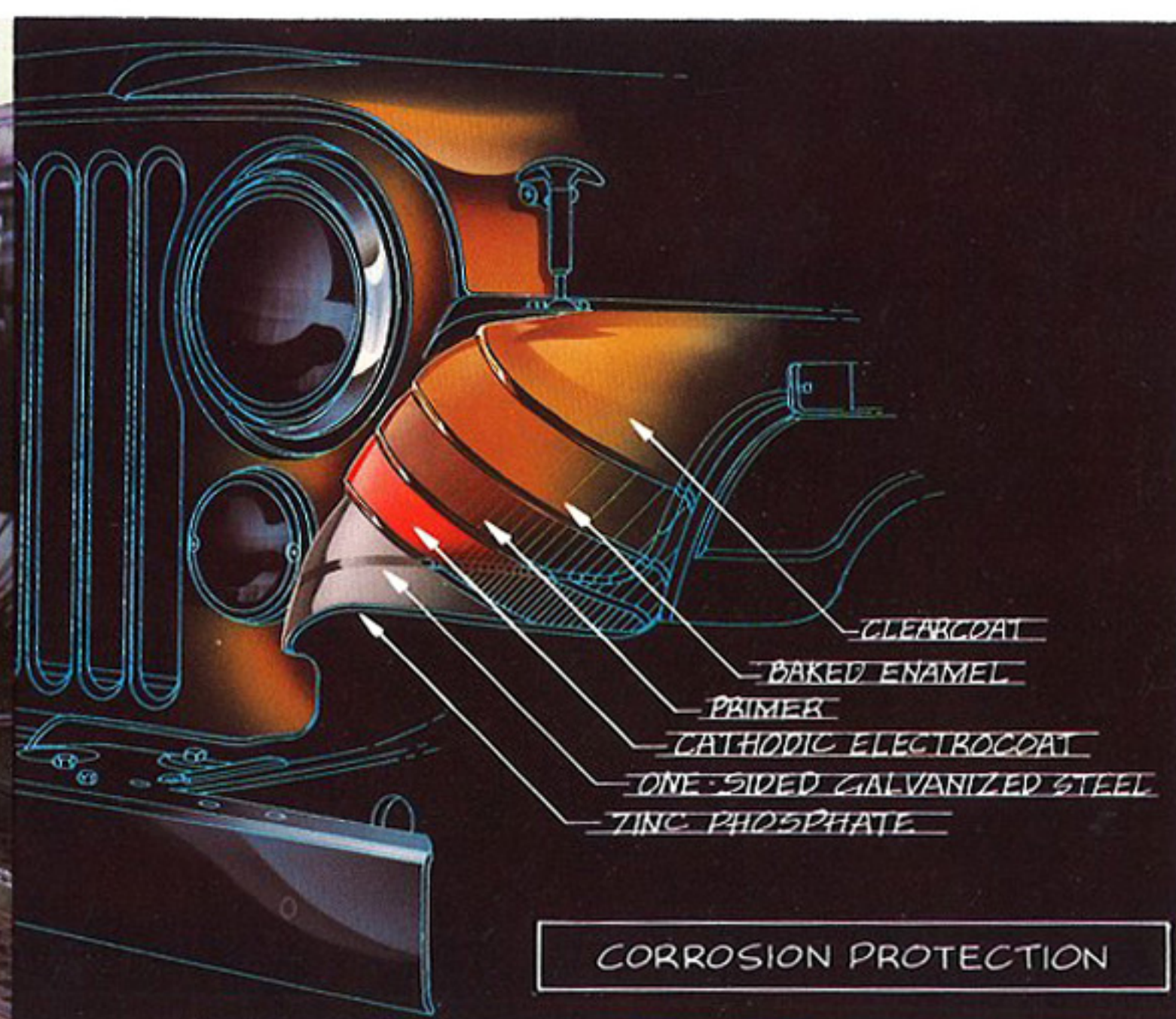
It is this careful attention to detail and concern for innovative technology that has held Jeep's commitment to quality steadfast...for over 40 years!



Cathodic electrocoat deep dip



Jeep's paint facility offers an impressive high-quality finish



Six-layer paint and corrosion protection

JEEP® CHEROKEE



The New Generation of 4-Wheel Drive Technology.

Jeep wrote the book on 4-wheel drive. In keeping with this tradition, today's Jeep® Cherokee represents sweeping and advanced achievements in 4-wheel drive. Cherokee is built to be solid, secure and dependable...yet it's also very comfortable!

Because it is designed for a variety of on- and off-road uses, Cherokee is assembled to the highest standards of

quality. Robotic assembly ensures structural integrity, consistently building bodies according to the strictest design specifications. The result? Cherokee is a vehicle that will satisfy the most demanding driver—everyday, everywhere. It's no wonder that three leading U.S. off-road magazines named Jeep Cherokee "4x4 of the Year"!

However, it takes more than quality for a vehicle to win praise from the critics. It takes innovation. Innovation like Quadra-Link front suspension. Utilizing four locating arms, this design means vastly improved control and ride for on- and off-road travel. Cherokee also has the 4-wheel drive traction Jeep is famous for. This combined

with Command-Trac or Selec-Trac provides instant shifting response to 2-wheel drive or 4-wheel drive, for all types of off-road situations or on-road weather conditions. A newly designed 2.5 litre, 4-cylinder engine is standard in all Cherokees. Also available are an optional 2.8 litre V-6 petrol (standard in European markets) and a 2.1 litre, 4-cylinder turbo-diesel engine.



Cherokee Chief slate blue interior



Convenience abounds, in the 4-door Cherokee Pioneer, with fold-down rear seat and one-piece liftgate



Standard transmission is the 4-speed manual, with a 3-speed automatic and 5-speed manual optional.

Jeep Cherokee embodies over 40 years of 4-wheel drive excellence as well as a dynamic commitment to quality and innovation. With this in mind, the new Cherokee has become the most advanced estate wagon ever built—a vehicle engineered by Jeep Corporation to meet exacting European standards,

marking a new generation in 4-wheel drive technology.

New downsized Cherokee's exterior is more compact than those of other estate wagons. This translates into better maneuverability and makes parking in tight spaces easier than ever before.

Cherokee's exterior style is sporty, tasteful and elegant. But its interior puts it in the category of all-out luxury. Wide front doors for easy entry and exit, specially

designed front bucket seats and extra head and leg room are just a few of the "creature comforts" Cherokee boasts. And with over 3.7 cubic meters of interior volume there is plenty of room to carry people comfortably and cargo securely.

Cherokee is offered in two- or four-door body styles with several standard equipment and trim levels. The Cherokee lineup includes four models: Cherokee, Cherokee

Pioneer, Cherokee Chief and Cherokee Laredo.

Jeep Corporation has met the challenge of creating a vehicle that is at ease in rough terrain as well as in the city and on the highway. One more reason new Cherokee is the new generation in Jeep 4-wheel technology.

A complete chart of standard equipment begins on page 20; optional equipment on page 23.



2-door Cherokee Chief...goes everywhere

JEEP® WAGONEER



Wagoneer Limited. Elegance and Distinction.

The 4-door Wagoneer Limited is the epitome of elegance and distinction in the sport utility market. Whether you're running errands, going to the club, or taking a weekend excursion to the mountains, the Wagoneer Limited takes you there in style. Its plush seating, rich carpeting and special appointments make every ride exceedingly comfortable...and very luxurious! To add even more luxury, the Wagoneer Limited offers

"Systems Sentry." It's a state-of-the-art diagnostic warning system that monitors fluid levels throughout the vehicle—such as automatic transmission, transfer case, engine oil reservoir, axle oil (F+R), radiator, windshield washer, brake, power steering plus front disc brake lining wear—to keep the operator informed of conditions at all times.

**Wagoneer.
Practical Aspects.**
Jeep® Wagoneer is a perfect

example of Jeep's ability to combine family security with style and comfort. Wagoneer is a high-style vehicle produced to give owners the very best of both worlds... the sure-footed traction of 4-wheel drive with the comfort and ride of a passenger car. And it handles both aspects—exceptionally well. Both Wagoneer and Wagoneer Limited offer a standard 2.5 litre, 4-cylinder engine. Also available are a 2.8 litre V-6

or a 2.1 litre, 4-cylinder turbo-diesel. Standard transmission in the Wagoneer is a 5-speed manual; Wagoneer Limited has an automatic floor shift with Command-Trac, Jeep Corporation's new "shift-on-the-fly" 4-wheel drive system.

A complete chart of standard equipment begins on page 20; optional equipment on page 23.



Wagoneer Limited with Systems Sentry

Wagoneer Limited interior with leather/country cord trim

JEEP® GRAND WAGONEER



Versatility and Outright Luxury.

Jeep® Grand Wagoneer is unparalleled in passenger comfort and elegance. An insulated interior boasts supple leathers, rich carpeting and fine-grained wood applique. But what makes Grand Wagoneer really special is that along with all of this luxury you also get a full-size 4-wheel drive wagon built to take on any terrain and weather condition. In addition, you get enough towing capacity to handle

horses, boats...you name it! As you can see, Grand Wagoneer has it all...versatility and outright luxury.

Jeep Custom Wagoneer.

Jeep Custom Wagoneer also boasts a wide range of accomplishments. Being part of the "Wagoneer" family, it handles any type of on-road or off-road situation or weather condition...easily! So even though the world may be

harsh outside, inside the environment will remain undisturbed and exceedingly comfortable. But then, you'd expect that in a Custom Wagoneer. It's part of Jeep Corporation's commitment to 4-wheel drive leadership and quality!

Power for both vehicles is provided by a 4.2 litre, 6-cylinder engine. A 5.9 litre V-8 is available for even greater power and high

touring capability. Grand Wagoneer provides an automatic transmission with the new Selec-Trac 4-wheel drive system (optional on Custom Wagoneer). You can take it from 2-wheel drive economy to 4-wheel drive traction with just the flick of a switch.

A complete chart of standard equipment begins on page 20; optional equipment on page 23.



Grand Wagoneer towing capabilities



Grand Wagoneer interior...luxury and distinction.

JEEP® CJ-7



Venture Anywhere.

Here is the direct descendent of the original 4-wheel drive legend: the agile Jeep® CJ-7. You can't mistake its classic body style and familiar grille for any other vehicle. It's the true original!

Jeep CJ-7 offers the ultimate

in 4-wheel drive traction, utility and comfort. Whether you want to go slightly off-trail to unpaved regions, or to more mountainous country deep with snow...CJ-7 can handle it! It's no wonder that people who love the out-

doors have loved CJ's performance for so many years. But they're not the only ones to hold Jeep CJ-7 in such high esteem...city people love it, too! With its classic exterior and famous grille—they know CJ-7 has enough

style to venture anywhere... from city streets to winding mountain trails!

But whether city or country... for style or utilitarian purposes...when you drive CJ-7—you're driving *smart*.

CJ-7 instrument panel



CJ-7 high-back bucket seats

CJ-7 fold and tumble seat

Spare tire with cover on swing-away carrier



All Jeep CJ-7's provide an impressive list of features. Like full-instrumentation, moisture-resistant electronic ignition on petrol engines, front disc brakes with a double hydraulic safety system, front and rear, and front bucket seats for maximum comfort. And with an all-new electrostatic anti-corrosion paint treatment you can be sure that your CJ-7 will stand up to the roughest treatment. Versatile Jeep CJ-7's are vehicles built to handle work, recreation and the rapidly changing demands of the everyday world. Power is provided by a standard 2.46 litre,

4-cylinder engine. An optional 4.2 litre, 6-cylinder and a 2.4 litre diesel 4-cylinder are also available. CJ-7's come in four body styles. They can be equipped with removable soft or hard tops, or in wagon or van configurations.

CJ-7 Wagons and Vans offer all the performance you would expect from Jeep Corporation, plus riding comfort and the convenience of a fully-enclosed passenger cargo area.

A special accent can also be added with the available sporty Renegade and classic Laredo trim packages. Sporty

driving has never looked this good! And all CJ-7's are built with that same commitment to Jeep quality. Quality uncompromised throughout Jeep's long and celebrated history.

No matter which configuration you select, your CJ-7 will climb hills, ford rivers and handle terrain you would hesitate to challenge in a lesser vehicle—proving conclusively, that performance means more in a Jeep.

A complete chart of standard equipment begins on page 20; optional equipment on page 23.



CJ-7 full-length vertical rear door



CJ-7 Laredo...style!



CJ-7 Wagon and Van...4-wheel drive traction

JEEP® CJ-8



Works, and Works Well.

The legend of Jeep® is alive and thriving with CJ-8! Built on an extended wheelbase design, it offers greater room which allows for more versatility. It can carry more people, camping gear, equipment...you name it! So go ahead. Work your CJ-8. It can take it. This tough utility does what it was made to do: work, and work well. Available in wagon, van, softtop utility

and pickup configurations, every CJ-8 carries with it all the time-tested Jeep qualities.

Consider Jeep CJ-8 Wagons and Vans. Their spacious interiors accommodate up to eight people comfortably with available longitudinal rear seating that folds out of the way for even more carrying room. A full-length vertical door and low floor make it easy to load and unload

people or cargo. The body is double-walled, galvanized, corrosion-resistant steel. Visibility is excellent through the generous window area. And rear vent windows provide fresh air circulation.

The Jeep CJ-8 Pickup offers a generous, deep cargo box behind the standard soft half-top. Its significant load capacity and compact dimensions take the Jeep "go-

anywhere, do-anything" attitude and put it right to work. It's a solid, versatile performer designed to fit in wherever precise size and secure 4-wheel drive are needed. Each CJ-8 is available in either left- or right-hand drive configurations.

A complete chart of standard equipment begins on page 20; optional equipment on page 23.



CJ-8 Utility softtop



CJ-8 Van with full-length door

JEEP® J-10 & J-20



Strong. Powerful. Tough.

Take a good, hard look at the Jeep legend in full-size Jeep® Truck form: the J-10 and the J-20. Both proven in the toughest conditions. Both with classic Jeep 4-wheel drive. And both offering a choice of load capacities and styles for every working need.

Consider the Jeep J-10, with its 332 cm wheelbase and J-20 Truck with an available 3800 kg GVW to accommo-

date hefty payloads. Both are powered by a 4.2 litre, 6-cylinder engine with a gutsy 5.9 litre V-8 engine option. A 4-speed manual transmission is standard. Also available is a 3-speed automatic transmission.


Best of all, there is also a wide range of options and special models available to make working with a Jeep J-10 or J-20 easy and comfortable.

Take these trucks everywhere. From hauling lumber to a work site to carrying even the heaviest loads. J-10 and J-20 are strong, powerful and tough. That's because J-10 and J-20 perform true to the Jeep standard for tough working vehicles.

A complete chart of standard equipment begins on page 20; optional equipment on page 23.



J-20 payload capacity



Pioneer instrument panel



J-20 sliding rear window

Standard Features

Cherokee/Wagoneer

- 1** Cherokee Base **4** Cherokee Laredo
2 Cherokee Pioneer **5** Wagoneer Base
3 Cherokee Chief **6** Wagoneer Limited

EXTERIOR		1	2	3	4	5	6
Bumpers	Black with black end caps	S	—	S	—	—	—
	Bright with black end caps	—	S	—	S	S	S
Bumper Guards	Front and rear	—	—	—	S	—	S
Fender Flares	Black	S	—	S	—	—	—
	Color-keyed	—	S	—	S	S	S
Graphics	Single upper bodyside pinstripe	—	S	—	—	—	—
	Blackout graphics: side window frame, hood striping, "Cherokee Chief" on lower bodyside blackout and liftgate	—	—	S	—	—	—
	Painted graphics: lower and upper bodyside edge stripe, lower body-side accent stripes, liftgate edge stripe around backlight	—	—	S	—	—	—
	Dual upper bodyside stripe, dual hood cowl stripes	—	—	—	S	S	S
	Scuff moldings—black lower body-side with bright insert	—	—	—	S	S	—
Grille	Black with argent insert	S	S	—	—	—	—
	Black with black insert	—	—	S	—	—	—
	Bright with bright insert	—	—	—	S	S	S
Mirrors	Left rearview, black	S	S	S	—	—	—
	Left rearview, bright	—	—	—	—	S	—
	Left/right remote-control rearview, bright	—	—	—	S	—	S
Moldings	Black windshield surround, liftgate window, drip rail	S	—	S	—	—	—
	Bright windshield surround, liftgate window, drip rail	—	S	—	S	S	S
INTERIOR							
Armrests	Front door color-keyed, straight type	S	—	—	—	—	—
	Front door color-keyed, hockey stick type	—	S	S	S	S	S
	Rear door color-keyed (4-dr.)	S	S	S	S	S	S
Cargo Area	Tie-down hooks (4)	—	S	S	S	S	S
	Retractable area cover—vinyl	—	—	—	S	—	S
Console	Mini	S	S	S	—	S	—
	Full—includes armrest, rear ashtray, heating ducts	—	—	—	S	—	S

INTERIOR (cont.)		1	2	3	4	5	6
Door Trim Panels	Color-keyed vinyl	S	—	—	—	—	—
	Color-keyed custom vinyl w/lower nylon carpeting	—	S	S	—	S	—
	Color-keyed custom vinyl w/fabric upper and nylon carpeting lower	—	—	—	S	—	S
Floor Covering	Color-keyed textured vinyl—passenger, cargo area and rear seat back	S	—	—	—	—	—
	Color-keyed carpeting—passenger, cargo area, rear seat back and liftgate	—	S	S	S	S	S
Grab Handles Headliner & Sun Visors	Roof rail mounted—left and right rear, and right front passenger	S	S	S	S	S	S
	Molded vinyl covered	S	—	—	—	—	—
	Fabric covered	—	S	S	S	S	S
Heater/Defroster	Outside air climate control system with power ventilation and side window defrosters	S	S	S	S	S	S
Instrument Panel	Cigar lighter	S	S	S	S	S	S
	Clock—electronic, digital	—	S	S	S	S	S
	Cluster overlay—black with bright accents on gauge surrounds and vent louvers	—	S	S	—	—	—
	Cluster overlay—black with bright accents on vent louvers	S	—	—	—	—	—
	Cluster overlay—color-keyed with bright accents	—	—	—	—	S	—
	Cluster overlay—pewter finish applique with bright accents	—	—	—	S	—	—
	Cluster overlay—woodgrain applique	—	—	—	—	—	S
	Color-keyed energy-absorbing pad	S	S	S	S	S	S
	Glove box with lock and light	S	S	S	S	S	S
	Radio—AM (2 speakers)	—	S	S	S	S	—
Instrument Cluster	Radio—AM/FM high-output stereo (4 speakers)	—	—	—	—	—	S
	Sentinel headlamp switch	—	—	—	S	—	S
	Tip-out ashtray—center-located	S	S	S	S	S	S
	Utility bin below glove box	S	S	S	S	S	S
	Indicator lights—direction/4-way hazard, high beam	S	S	S	S	S	S
	Gauges—voltmeter, oil pressure and engine temperature	—	S	S	S	S	S
	Speedometer, odometer, fuel gauge	S	S	S	S	S	S
Mirror	Warning lights—alternator, oil pressure and engine temperature	S	—	—	—	—	—
	Warning lights—seat belt, parking brake and 4WD	S	S	S	S	S	S
Mirror	Inside, day/night rearview	S	S	S	S	S	S

INTERIOR (cont.)		1	2	3	4	5	6
Seats/Seat Belt	Front bucket with headrests—vinyl	S	—	—	—	—	—
	Front rocker/recliner bucket with headrest—custom vinyl	—	S	S	—	—	—
	Front rocker/recliner wingback bucket with headrest—custom fabric	—	—	—	S	—	—
	Front rocker/recliner bucket with headrest—fabric	—	—	—	—	S	—
	Front power recliner bucket with headrest—leather/Country Cord	—	—	—	—	—	S
	Storage pocket—back of front seats	—	—	—	S	—	S
Spare Tire Cover	Lap and shoulder belt restraint system	S	S	S	S	S	S
	Vinyl—color-keyed	—	S	S	—	S	—
Steering Wheel/Column	Vinyl with carpet insert, color-keyed	—	—	—	S	—	S
	Black, plastic, 2-spoke	S	—	—	—	—	—
	Color-keyed, soft-feel sport, 3-spoke	—	S	S	—	—	—
	Color-keyed, deluxe 2-spoke	—	—	—	—	S	—
	Leather-wrapped, sport, 3-spoke	—	—	—	S	—	S
FUNCTIONAL	Energy-absorbing column with anti-theft ignition	S	S	S	S	S	S
Alternator	12-volt, 56-amp	S	S	S	S	S	—
	12-volt, 66-amp	—	—	—	—	—	S
Battery	12-volt (58-390 cold crank)	S	S	S	S	S	—
	12-volt (58-450 cold crank)	—	—	—	—	—	S
Brakes	Parking—hand-lever operated (center tunnel mounted); operates on rear wheels	S	S	S	S	S	S
	Service—power front disc and rear drum	S	S	S	S	S	S
Front Axle	Vacuum actuated disconnect system	S	S	S	S	S	S
Headlamps	Halogen	S	S	S	S	S	S
Horns	Dual note	S	S	S	S	S	S
Stabilizer Bars	Front and rear	S	S	S	S	S	S
Steering	Recirculating ball, 24:1 ratio	S	S	S	—	—	—
	Variable ratio power assist	—	—	—	S	S	S
Steering Damper	Front	S	S	S	S	S	S
Suspension (See specifications section, page 26)							
Tires	All-weather steel radial with inside-mounted full-size spare (See page 26 for sizes)	S	S	S	S	S	S
Transfer Case (See specifications section, page 26)							
Vent Windows	Front door swing-out type	—	—	—	S	—	S

FUNCTIONAL (cont.)	1	2	3	4	5	6
Wheels (See specifications section, page 27)						
Windshield Wiper/Washer Electric with two-speed wipers	S	S	S	—	S	—
Electric with intermittent wipers	—	—	—	S	—	S
OTHER STANDARD FEATURES						
Air conditioning	—	—	—	—	—	S
Cooling—heavy-duty engine	—	—	—	—	—	S
Cruise control	—	—	—	—	—	S
Deep-tinted quarter-windows (2-dr.)	—	—	—	S	—	—
Extra-quiet insulation package	—	—	—	S	—	S
Light group	—	S	S	S	S	S
Power door locks and windows	—	—	—	—	—	S
Protection group	—	—	—	S	—	S
Rear window defroster	—	—	—	S	—	S
Rear window wiper/washer	—	S	S	S	S	S
Roof rack	—	—	—	S	—	S
Suspension, soft ride	—	—	—	—	S	S
Tilt steering wheel	—	—	—	—	—	S
Tinted glass (optional 2-dr. Cherokee Base)	S	S	S	S	S	S
Woodgrain—bodyside and liftgate	—	—	—	—	—	S

INTERIOR	1	2
Armrests—front and rear	S	S
Ashtrays—front and rear	S	S
Cargo area cover—retractable	—	S
Cigar lighter	S	S
Door trim panels—with custom trim	S	—
Door trim panels—with unique trim and woodgrain overlays	—	S
Floor covering—black vinyl including cargo area	S	—
Floor covering—extra-thick carpeting in seating and cargo area with insulation	—	S
Gauges—oil, ammeter, temperature, fuel	S	S
Glove box lock	S	S
Headliner—hard	S	—
Headliner—soft	—	S
Hood release—inside	S	S
Instrument panel—woodgrain overlay on lower panel	—	S
Mirror—day/night rearview	S	S
Padded instrument panel and sun visors	S	S
Seats—bench, front and rear in Celtic grain vinyl	S	—
Seats—bucket with leather/cord trim and center armrest in garnet or honey	—	S
Steering wheel—color-keyed, 3-spoke	S	—
Steering wheel—leather-wrapped	—	S

FUNCTIONAL	1	2
Air cleaner—cellulose fiber	S	S
Air conditioning system	—	S
Alternator—12-volt, 56-amp	S	—
Alternator—heavy-duty, 78-amp	—	S
Battery—12-volt, (55-421 cold crank)	S	—
Battery—12-volt (50-549 cold crank)	—	S
Brake—parking, foot-lever actuated with warning light; operates on rear wheels	S	S
Brakes—power front disc, rear drum	S	S
Coolant (engine)—permanent type (50/50 mixture)	S	S
Convenience group	—	S
Cruise control	—	S
Defroster—rear window	—	S
Electronic ignition system—breakerless	S	S
Exhaust system—single-line	S	S
Extra-quiet insulation	—	S
Fuel filters—tank and in-line at carburetor	S	S
Fuel tank skid plate	S	S
Halogen fog lamps	—	S

FUNCTIONAL (cont.)	1	2
Heater and defroster	S	S
Horns—dual	S	S
Light group	—	S
Power side windows/door locks	—	S
Power six-way driver and passenger seat	—	S
Power steering	S	S
Power tailgate window	—	S
Protective floor mats	—	S
Radio—electronically-tuned AM/FM cassette (4 speakers)	—	S
Radio interference suppression	S	S
Special suspension—stabilizer bar (front), track bars (front and rear), gas filled shocks, special springs and bushings	S	S
Steering column—energy-absorbing with anti-theft ignition	S	S
Tilt steering wheel	—	S
Tools—bumper-type jack, 680 kg capacity; combined wheel wrench and jack handle	S	S
Visibility group	—	S
Washers—electric and 2-speed electric wipers	S	—
Washers—electric and intermittent speed wipers	—	S

Grand Wagoneer

1 Custom Wagoneer

2 Grand Wagoneer

EXTERIOR	1	2
Bumpers—front and rear, bright metal	S	S
Bumper guards and nerfing strips—front and rear	—	S
Clearcoat metallic paint	—	S
Lights—head, parking, tail and stop, backup, directional signals, side safety markers and 4-way hazard flashers	S	S
Mirror—driver-side	S	—
Mirrors—electric remote-control chrome	—	S
Roof rack with woodgrain inserts	—	S
Tinted glass—all windows	S	S
Trim moldings—bright vent window, windshield and tailgate	S	—
Trim moldings—same as Custom plus rear roof rail, door and quarter window frames, lower tailgate and drip rail	—	S
Wheel covers—full	S	—
Wheels—forged aluminum	—	S
Wide woodgrain side and rear with wide moldings	—	S

Jeep CJ-7

1 Base

3 Laredo

5 Van

2 Renegade

4 Wagon

EXTERIOR	1	2	3	4	5
Bumper—front, chrome	—	—	S	—	—
Bumper—front, painted black	S	S	—	S	S
Bumperettes—rear, chrome	—	—	S	—	—
Frame cover—front	—	—	S	—	—
Grille overlay—front, chrome	—	—	S	—	—
Hard top—full steel with steel doors and movable vent windows	—	—	—	S	S
Hood and lower-side tape striping—yellow, blue or red	—	S	—	—	—
Hood and lower-side tape striping—silver/grey or brown/gold	—	—	S	—	—
Hood insulation	—	—	S	—	—
Mirror—outside, driver	S	S	—	S	S
Mirror—outside, driver (chrome head and arm)	—	—	S	—	—
Lights—head, parking, tail and stop, backup, directional signals, side safety markers and 4-way hazard flashers	S	S	S	S	S

Standard Features—Jeep CJ-7 (cont.)

EXTERIOR (cont.)	1	2	3	4	5
Rear door—vertically hinged with lock and tinted glass	—	—	—	S	S
Rear quarter flipper vent windows—tinted	—	—	—	S	—
Rear quarter side panels—solid metal	—	—	—	—	S
Rear quarter side window glass—tinted	—	—	—	S	—
Rocker panel moldings—black	—	S	S	—	—
Roll bar	—	S	S	—	—
Soft top—black or honey	—	—	S	—	—
Spare wheel lock	—	S	S	—	—
Spare tire carrier, fixed on rear door	—	—	—	S	S
Swing-away spare tire carrier with movable tailgate	S	S	S	—	—
Wheelip extensions	S	S	S	S	S
INTERIOR					
Anti-skid strips—rear floor	—	—	—	S	S
Ashtray—front	S	S	S	S	S
Cigar lighter	S	S	S	S	S
Console (L.H.D. only)	—	—	S	—	—
Convenience group—underhood light; intermittent wipers (L.H.D. only), courtesy lights, lockable glove box	—	S	S	—	—
Cover panel on inner rear door—painted	—	—	—	S	S
Decor group—black rocker panel moldings, instrument panel overlay, padded instrument panel, soft-feel sport steering wheel, front frame cover	—	S	—	—	—
Dome lamp—front	—	—	—	S	S
Gauges—oil, voltmeter, temperature, fuel	S	S	S	S	S
Headliner—front, vinyl covered	—	—	—	S	S
Instrument panel, padded	—	S	S	—	—
Instrument panel overlay	—	S	S	—	—
Interior—color-keyed, with full carpeting	—	—	S	—	—
Mini carpet mat	S	S	—	S	S
Mirror—day/night rearview	S	S	S	S	S
Padded sun visors	S	S	S	S	S
Passenger safety rail	S	S	—	S	S
Passenger safety rail—leather-wrapped	—	—	S	—	—
Pinstriping on instrument panel with "Laredo" nameplate	—	—	S	—	—
Pull handle on inner rear door	—	—	—	S	S
Seat—rear bench, fold and tumble	—	S	S	—	—
Seats—high-back bucket, front with vinyl trim	S	—	—	S	S
Seats—high-back bucket, front with denim vinyl trim	—	S	—	—	—
Seats—high-back bucket, front with Celtic grain vinyl trim	—	—	S	—	—

INTERIOR (cont.)	1	2	3	4	5
Steering wheel—black, leather-wrapped	—	—	S	—	—
Tachometer and clock	—	—	S	—	—
FUNCTIONAL					
Air cleaner—cellulose fiber	S	S	S	S	S
Alternator—12-volt, 42-amp	S	S	S	S	S
Battery—12-volt (55-421 cold crank)	S	S	S	S	S
Brake, parking—foot-lever actuated with warning light; operates on rear wheels (right-hand drive is hand-lever actuated)	S	S	S	S	S
Brakes—manual front disc, rear drum	S	S	S	S	S
Coolant (engine) permanent-type (50/50 mixture)	S	S	S	S	S
Electronic ignition system	S	S	S	S	S
Exhaust system—single-line	S	S	S	S	S
Fuel filters—tank and in-line at carburetor	S	S	S	S	S
Fuel tank skid plate	S	S	S	S	S
Horn—single	S	S	S	S	S
Radio interference suppression	S	S	S	S	S
Stabilizer bar—front	S	S	S	S	S
Steering—recirculating ball—24:1 ratio	S	S	S	S	S
Steering column—energy-absorbing with anti-theft ignition	S	S	S	S	S
Steering damper	S	S	S	S	S
Tires—P205/75R15 steel belted radial (5)	S	—	—	S	S
Tires—P235/75R15 Wrangler® black steel belted radials (5)	—	S	—	—	—
Tires—P235/75R15 Wrangler® outline white-letter steel belted radials (5)	—	—	S	—	—
Tools—scissor type jack, combined wheel wrench and jack handle	S	S	S	S	S
Washers—electric with 2-speed electric wipers	S	—	—	S	S
Washers—electric with intermittent speed wipers	—	S	S	—	—
Wheels—38.1 x 15.2 cm 5-bolt steel	S	—	—	S	S
Wheels—38.1 x 17.8 cm 5-bolt white painted style steel	—	S	—	—	—
Wheels—38.1 x 17.8 cm 5-bolt chrome styled with chrome hub covers	—	—	S	—	—

Jeep CJ-7 Deluxe Wagon and Van

Includes all equipment from base CJ-7 Wagon and Van, plus the following:

Belt line stripe	—	—	—	S	S
Carpet trim on front and rear floor	—	—	—	S	S

Cover panel on inner rear door, deluxe soft-feel fabric	—	—	—	S	S
Front and rear headliner—deluxe soft-feel fabric	—	—	—	S	S
Rear passenger-assist handles—color-keyed (4)	—	—	—	S	S

Jeep CJ-8

1 Base

2 Renegade

3 Laredo

4 Wagon

5 Van

6 Utility

The standard features on the CJ-8 are the same as released for the CJ-7. See page 21. For CJ-8 utility, see CJ-7 base (1).

The standard features on the CJ-8 Deluxe Wagon and Van are the same as CJ-7 Deluxe Wagon and Van plus the following:

	1	2	3	4	5	6
Carpet trim on rear quarter side panels	—	—	—	S	S	—
Dome lamp—rear	—	—	—	S	S	—

Truck

1 Base

2 Pioneer

EXTERIOR	1	2
Bumper—front, bright aluminum	S	S
Grille—black insert	S	—
Grille—chrome	—	S
Lights—head, parking, tail and stop, backup, directional signals, side safety markers and 4-way hazard flashers	S	S
Mirror—driver-side	S	S
"Pioneer" name decals	—	S
Tailgate stripes and "Jeep" decal	—	S
Tinted glass—all windows	S	S
Townside pickup box—2.44 m	S	S
Trim moldings—bright vent window and windshield surround	S	—
Trim moldings—same as base plus door window frames	—	S
Upper bodyside scuff moldings	—	S
INTERIOR		
Armrest overlays—woodgrain insert	—	S
Armrests—left and right	S	S
Ashtray	S	S
Cigar lighter	S	S
Door panels with vinyl inserts	—	S

Optional Equipment

Cherokee/Wagoneer

1 Cherokee Base

4 Cherokee Laredo

2 Cherokee Pioneer

5 Wagoneer Base

3 Cherokee Chief

6 Wagoneer Limited

INTERIOR (cont.)	1	2
Floor covering—carpeting	—	S
Floor covering—color-keyed vinyl	S	—
Gauges—oil, ammeter, temperature and fuel	S	S
Glove box lock	S	S
Hood insulation	—	S
Hood release—inside	S	S
Mirror—day/night rearview	S	S
Padded instrument panel and sun visors	S	S
Seat—bench with Celtic grain vinyl trim	S	—
Seat—bench with deluxe grain vinyl trim	—	S
Woodgrain instrument cluster overlay	—	S
FUNCTIONAL		
Air cleaner—cellulose fiber	S	S
Alternator—12-volt, 42-amp	S	S
Battery—12-volt (55-421 cold crank)	S	S
Brake, parking foot-lever actuated with warning light; operates on rear wheels	S	S
Brakes—power front disc, drum rear	S	S
Coolant (engine)—permanent type (50/50 mixture)	S	S
Electronic ignition system	S	S
Extra-quiet insulation	—	S
Fuel filters—tank and in-line at fuel pump	S	S
Fuel tank skid plate	S	S
Heater and defroster	S	S
Horns—dual	S	S
Light group	—	S
Radio interference suppression	S	S
Stabilizer bar—front	S	S
Steering column—energy-absorbing and lockable	S	S
Steering damper	S	S
Steering wheel—soft-feel sport	—	S
Tools—screw-type jack, combined wheel wrench and jack handle	S	S
Washers—electric and 2-speed electric wipers	S	S
Wheel covers—full (J-10 only)	—	S

COMFORT AND CONVENIENCE	1	2	3	4	5	6
Air conditioning system (requires power steering)	▲	▲	▲	▲	▲	S
Cargo area cover—retractable	▲	▲	▲	S	▲	S
Carpeting—passenger area, color-keyed	▲	S	S	S	S	S
Clock—electronic, digital	▲	S	S	S	S	S
Console with armrest—rear ashtray and rear heating ducts	—	▲	▲	S	▲	S
Deep-tinted quarter-window glass (2-dr.)	▲	▲	▲	S	—	—
Extra-quiet insulation package	—	▲	▲	S	▲	S
Floor mats—color-keyed	▲	▲	▲	S	▲	S
Tinted glass—all windows (std. all 4-dr. models)	▲	S	S	S	S	S
Vent window—front doors, swing-out (requires tinted glass)	▲	▲	▲	S	▲	S
APPEARANCE						
Grille—sport, bright	—	▲	—	S	—	—
Metallic paint (clearcoat)	▲	▲	▲	▲	▲	▲
Spare tire cover—color-keyed vinyl (inside-mounted spare)	▲	S	S	—	S	—
Steering wheel—leather-wrapped, 3-spoke	▲	▲	▲	S	▲	S
Steering wheel—soft-feel sport, 3-spoke	▲	S	S	—	—	—
Wheel—styled steel with bright trim rings	▲	S	—	—	—	—
Wheel—styled steel spoker, painted white—38.1 x 17.8 cm (NA with P195 tires)	▲	▲	S	—	—	—
Wheel—luxury aluminum, 38.1 x 15.2 cm	—	—	—	—	▲	S
Wheel—sport aluminum, 38.1 x 17.8 cm	▲	▲	▲	S	—	—
AUDIO						
AM radio (2 speakers)	▲	S	S	S	S	—
AM/FM high-output stereo radio (4 speakers)	▲	▲	▲	▲	▲	S
Electronically-tuned AM/FM high-output cassette stereo radio with dynamic noise reduction (digital display) (4 speakers)	▲	▲	▲	▲	▲	▲
Electronically-tuned AM/FM high-output cassette stereo radio with Dolby system (digital display) (4 coaxial speakers)	▲	▲	▲	▲	▲	▲
FUNCTIONAL						
Engines:						
2.5 litre, 4-cylinder	S	S	S	S	S	S
2.8 litre, V-6 (requires power steering and 5-speed or automatic transmission on Cherokee)	▲	▲	▲	▲	▲	▲

FUNCTIONAL (cont.)	1	2	3	4	5	6
2.1 litre, 4-cylinder turbo-diesel (requires power steering and 5-speed or automatic transmission on Cherokee)	—	▲	▲	▲	▲	▲
Transmissions:						
4-speed manual floor shift (with 2.5 litre only)*	S	S	S	S	—	—
5-speed manual overdrive floor shift*	▲	▲	▲	▲	S	▲
Automatic floor shift (requires power steering on Cherokee)*	▲	▲	▲	▲	▲	S
Automatic floor shift with Selec-Trac "shift-on-the-fly" (requires power steering on Cherokee)	▲	▲	▲	▲	▲	▲
Bumper guards—front and rear	▲	▲	▲	S	▲	S
Cold climate group—heavy-duty alternator, battery and engine block heater	▲	▲	▲	▲	▲	▲
Cooling—heavy-duty	▲	▲	▲	▲	▲	S
Cooling—maximum, auxiliary trans. oil cooler and increased radiator core thickness (w/V-6 and automatic transmission only)	▲	▲	▲	▲	▲	▲
Cruise control (requires intermittent wipers)	▲	▲	▲	▲	▲	S
Defroster—rear window, electric (requires tinted glass)	▲	▲	▲	S	▲	S
Electrical package—heavy-duty alternator and battery	▲	▲	▲	▲	▲	S
Fog lamps—halogen (require bumper guards)	▲	▲	▲	▲	▲	▲
Fuel tank, extended-range—20 gallon (NA with P195 tires)	▲	▲	▲	▲	▲	▲
Keyless entry system (requires power door locks)	—	▲	▲	▲	▲	▲
Light group—ashtray light, dome/map light, cargo area light w/tailgate switch, courtesy lights, underhood light, door switches	▲	S	S	S	S	S
Locking gas cap	▲	▲	▲	▲	▲	▲
Locking wheel lug nuts (4)	▲	▲	▲	▲	▲	▲
Mirrors—left and right remote-control	▲	▲	▲	S	▲	S
Mirrors—left and right electric remote-control	—	▲	▲	▲	▲	▲
Mirrors—left and right low-profile type	▲	▲	▲	▲	▲	▲
Power antenna—automatic actuating	▲	▲	▲	▲	▲	▲
Power door locks (NA 2-dr. models)	▲	▲	▲	▲	▲	—
Power door locks and windows	—	▲	▲	▲	▲	S
Power six-way seats—driver	—	▲	▲	▲	▲	—
Power six-way seats—driver and passenger	—	▲	▲	▲	▲	S
Power steering (required with air cond., V-6 or auto. trans.)	▲	▲	▲	S	S	S
Protection group—bumper guards, floor mats, door edge guards, cargo area skid strips	—	▲	▲	S	▲	S
Protection moldings—lower bodyside, black	▲	▲	—	S	S	—
Rear Trac-Loc differential—(NA with Selec-Trac or Systems Sentry)	▲	▲	▲	▲	▲	▲
Roof rack	▲	▲	▲	S	▲	S

*With "shift-on-the-fly" Command-Trac

Optional Equipment—Cherokee & Wagoneer (cont.)

FUNCTIONAL (cont.)	1	2	3	4	5	6
Sentinel headlamp switch	▲	▲	▲	S	▲	S
Skid plate package—transfer case, fuel tank, front suspension skid plate	▲	▲	▲	▲	▲	▲
Spare tire carrier, outside, swing-away design with vinyl spare tire cover (requires conventional spare; spare tire cover deleted with P215 size tires)	▲	▲	▲	▲	—	—
Suspension, automatic load-leveling—rear	▲	▲	▲	▲	▲	▲
Suspension, heavy-duty—heavy-duty springs and shocks, front and rear	▲	▲	▲	▲	▲	▲
Suspension, soft-ride—unique front and rear springs, shocks and front suspension bushings	▲	▲	—	—	S	S
Systems Sentry—diagnostic warning system (requires power steering on Cherokee; NA diesel)	—	▲	▲	▲	▲	▲
Tachometer	—	▲	▲	▲	▲	▲
Tilt steering column (requires intermittent wipers)	▲	▲	▲	▲	▲	S
Tow hooks—(2) front and (1) rear	▲	▲	▲	▲	▲	▲
Trailer towing—980 kg	▲	▲	▲	▲	▲	▲
Trailer towing—1907 kg	▲	▲	▲	▲	▲	▲
Visibility group—left and right remote-control mirrors, intermittent wipers, rear window defroster	▲	▲	▲	S	▲	S
Wipers—intermittent	▲	▲	▲	S	▲	S
Wiper/washer—rear window	▲	S	S	S	S	S
Work light—retractable under hood (NA diesel)	▲	▲	▲	▲	▲	▲
TIRES						
P195/75R15 black steel radial (all-weather) (5)	S	—	—	—	—	—
P205/75R15 black steel radial (all-weather) with 38.1 x 15.2 cm or 38.1 x 17.8 cm wheels (5)	▲	S	—	—	▲	▲
P215/75R15 OWL Wrangler® steel radial (requires 38.1 x 17.8 cm wheels) (5)	▲	▲	S	NC	—	—
P215/75R15 OWL Michelin® steel radial (requires 38.1 x 17.8 cm wheels) (5)	▲	▲	NC	S	—	—
P205/75R15 white steel radial (all-weather) (5)	▲	▲	—	—	S	S

Grand Wagoneer

1 Custom Wagoneer 2 Grand Wagoneer

HANDLING AND PERFORMANCE	1	2
Automatic transmission (available with Selec-Trac or part-time 4-wheel drive)*	▲	S
Engine—5.9 litre V-8 petrol	▲	▲
Free-wheeling hubs	▲	—

*Selec-Trac standard on Grand Wagoneer

HANDLING AND PERFORMANCE (cont.)	1	2
Rear Trac-Lok differential	▲	—
EXTERIOR AND APPEARANCE		
Bumper guards and nerfing strips—front and rear	▲	S
Forged aluminum wheels	▲	S
Grille protector (not available with bumper guards)	▲	—
Halogen fog lamps	▲	S
Mirrors—dual low-profile	▲	—
Power sun roof with vinyl roof	—	▲
Roof rack	▲	S
Scuff moldings—bodyside	▲	—
INTERIOR AND CONVENIENCE		
Air conditioning system	▲	S
AM radio	▲	—
AM/FM stereo radio	▲	—
AM/FM cassette stereo radio—electronically tuned	▲	S
Cargo area cover—retractable	▲	S
Convenience group—lights-on buzzer, underhood light, digital clock	▲	S
Cruise control	▲	S
Extra-quiet insulation—includes floor carpeting	▲	S
Inside spare tire mount and cover	▲	—
Light group—interior cargo area light, courtesy lights, glove box light, ashtray light, lighted visor, map/dome light	▲	S
Metallic clearcoat paint	▲	S
Power tailgate window	▲	S
Protective floor mats	▲	S
Rear window defroster	▲	S
Seat belts	▲	▲
Seats—front bucket with center armrest and cushion (fabric or vinyl)	▲	—
Steering wheel—soft-feel sport	▲	—
Tilt steering wheel	▲	S
Visibility group—remote-control mirrors, left and right; intermittent wipers; halogen headlamps	▲	S
HEAVY-DUTY EQUIPMENT		
Alternator—heavy-duty, 78-amp	▲	S
Auxiliary automatic transmission oil cooler	▲	▲
Battery—heavy-duty	▲	S
Cold climate group—heavy-duty alternator, heavy-duty battery, engine block heater	▲	—
Cold climate group—engine block heater	—	▲
Cooling—heavy-duty engine	▲	S
Shocks—heavy-duty, front and rear	▲	▲

HEAVY-DUTY EQUIPMENT (cont.)	1	2
Trailer towing package—1590 kg	▲	▲
Trailer towing package—2270 kg	▲	▲
TIRES		
P235/75R15 (15) white steel belted radial (5)	▲	S

Jeep CJ-7

1 Base 3 Laredo 5 Van
2 Renegade 4 Wagon

HANDLING AND PERFORMANCE	1	2	3	4	5
Automatic transmission (6-cyl. only)	▲	▲	▲	▲	▲
5-speed manual overdrive transmission	▲	▲	▲	▲	▲
2.4 litre, 4-cylinder diesel engine	▲	▲	▲	▲	▲
4.2 litre, 6-cylinder petrol engine	▲	▲	▲	▲	▲
Free-wheeling hubs (required with Laredo)	▲	▲	▲	▲	▲
Power front disc brakes	▲	▲	▲	▲	▲
Power steering (required with air conditioning)	▲	▲	▲	▲	▲
Rear Trac-Lok differential	▲	▲	▲	▲	▲
Soft-ride suspension	—	▲	▲	—	—
EXTERIOR AND APPEARANCE					
Bodyside step	▲	▲	▲	▲	▲
Bumper accessory package—front tow hooks, bumper extensions, rear bumperettes	▲	▲	—	▲	▲
Bumperettes—rear	▲	▲	S	▲	▲
Chrome-styled steel wheels (38.1 x 17.8 cm)	▲	▲	S	▲	▲
Fiberglass hard top in white, black or honey	▲	▲	S ₁	—	—
Fuel tank, 76-litre extended range (replaces standard tank)	▲	▲	▲	▲	▲
Grey-tone or bronze-tone tinted quarter and tailgate window glass (available on fiberglass hard tops)	▲	▲	S ₂	—	—
Halogen fog lamps	▲	▲	▲	▲	▲
Halogen headlamps	▲	▲	▲	▲	▲
Locking gas cap	▲	▲	▲	▲	▲
Metal doors (available with soft top)	▲	▲	▲	—	—
Mirror—outside, passenger-side (required on Wagon and Van)	▲	▲	▲	▲	▲
Painted styled steel wheels (38.1 x 17.8 cm)	▲	S	—	▲	▲
Soft top—denim vinyl in garnet or honey	▲	▲	S ₃	—	—
Soft top—vinyl in black or white	▲	▲	S ₄	—	—
INTERIOR AND CONVENIENCE					
Air conditioning system (available 6-cyl. only)	▲	▲	▲	▲	▲
AM radio	▲	▲	▲	▲	▲
AM/FM cassette stereo radio	▲	▲	▲	▲	▲

INTERIOR AND CONVENIENCE (cont.)	1	2	3	4	5
AM/FM stereo radio	▲	▲	▲	▲	▲
1/3-2/3 front bench seat (L.H.D. only)	▲	—	—	▲	▲
Center console (with bucket seats, L.H.D. only)	▲	▲	S	▲	▲
Convenience group—courtesy lights, intermittent wipers (L.H.D. only), underhood light, lockable glove box	▲	S	S	▲	▲
Cruise control (available 6-cyl. only)	▲	▲	▲	▲	▲
Decor group—rocker panel protection moldings, padded instrument panel, instrument panel overlay, soft-feel sport steering wheel, front frame overlay	▲	S	—	▲	▲
Extra-quiet insulation package (with hard top only)	—	▲	▲	—	—
Heater and defroster	▲	▲	▲	▲	▲
Longitudinal folding rear seats	—	—	—	▲	▲
Padded instrument panel	▲	S	S	▲	▲
Removable carpeting (included Deluxe Wagon and Van)	▲	▲	S	▲	▲
Roll bar	▲	S	S	—	—
Roll bar accessory package—padded roll bar and roll bar saddle bags	▲	▲	▲	—	—
Seat—rear, fold and tumble, forward-facing	▲	S	S	▲	▲
Seats—front, high-back bucket with denim vinyl	▲	S	—	▲	▲
Seat belts—front and rear	▲	▲	▲	▲	▲
Spare tire lock	▲	S	S	▲	▲
Steering wheel—soft-feel sport	▲	S	—	▲	▲
Tachometer and clock	▲	▲	S	▲	▲
HEAVY-DUTY EQUIPMENT					
56-amp alternator (petrol engines only)	▲	▲	▲	▲	▲
Cold climate group—heavy-duty battery, alternator, engine block heater (petrol engines only)	▲	▲	▲	▲	▲
Draw bar (recommended on Wagon and Van)	▲	▲	▲	▲	▲
1880 kg GVW package (required on CJ-7 Wagon and Van)	▲	▲	▲	▲	▲
2200 kg GVW package	▲	▲	▲	▲	▲
Heavy-duty battery	▲	▲	▲	▲	▲
Heavy-duty cooling	▲	▲	▲	▲	▲
Heavy-duty shocks—front and rear	▲	▲	▲	S	S
Pintle hook with locking pin	▲	▲	▲	▲	▲
TIRES					
H78-15 (B) Suburbanite® polyester 4-ply with or without tubes (5)	▲	—	—	▲	▲
P215/75R15 (B) black Wrangler® steel belted radial (5)	▲	—	—	▲	▲
P235/75R15 (B) raised black-letter Wrangler® steel belted radial (5)	▲	S	—	▲	▲

TIRES (cont.)	1	2	3	4	5
P235/75R15 (B) outline white-letter Wrangler® steel belted radial	▲	▲	S	▲	▲
P235/70HR15XM + S70 black Michelin® steel belted radial, E-marked (5)	▲	▲	▲	▲	▲

1 Black or honey only available colors on Laredo hardtop

2 Included as standard with Laredo hardtop

3 Honey only available denim color on Laredo

4 Black only available vinyl color on Laredo

Jeep CJ-8

1 Base

3 Laredo

5 Van

2 Renegade

4 Wagon

6 Utility

The optional equipment on the CJ-8 is the same as available on the CJ-7 with the following exceptions:

	1	2	3	4	5	6
Bumper—rear step, chrome	▲	▲	S	—	—	▲
Bumper—rear step, painted	▲	▲	—	—	—	▲
Extra-quiet insulation package	—	—	—	—	—	—
Grey-tone or bronze-tone tinted glass	—	—	—	—	—	—
Longitudinal folding rear seats	—	—	—	▲	▲	▲
Metal doors (with black soft top only)	—	—	—	—	—	▲
Rear window, sliding (with hard top only)	▲	▲	▲	—	—	—
Roll bar accessory package	—	—	—	—	—	—
Seat—rear, fold and tumble, forward-facing	—	—	—	▲	▲	▲
Soft-ride suspension	—	—	—	—	—	—
2200 kg GVW package (required on CJ-8 Wagon and Van)	▲	▲	▲	▲	▲	▲
Soft top—vinyl for pickup cab, black	▲	▲	S	—	—	—
Soft top—denim for pickup cab, honey	▲	▲	S	—	—	—
Soft top—vinyl, "Safari" style full cab in black, white or honey (honey top is denim vinyl)	—	—	—	—	—	▲

Truck

1 Base

2 Pioneer

HANDLING AND PERFORMANCE	1	2
Automatic transmission with part-time 4WD	▲	▲
Automatic transmission with Selec-Trac (J-10 only)	▲	▲
Engine—5.9 litre V-8 petrol	▲	▲
Free-wheeling hubs	▲	▲
Power steering	▲	▲
Rear Trac-Lok differential	▲	▲

EXTERIOR AND APPEARANCE	1	2
Bumper guards and nerfing strips	▲	▲
Grille—chrome	▲	S
Halogen fog lamps	▲	▲
Mirrors—dual low-profile	▲	▲
Step bumper—rear, painted	▲	▲
Wheel covers—full (J-10 only)	▲	S
Wheels—white styled steel (J-10 only)	▲	▲
INTERIOR AND CONVENIENCE		
Air conditioning system (requires power steering)	▲	▲
AM/FM cassette stereo radio—electronically tuned	▲	▲
AM/FM stereo radio	▲	▲
Convenience group—digital clock, underhood light, lights-on warning buzzer	▲	▲
Cruise control	▲	▲
Light group—cargo box light, courtesy lights, glove box light, ashtray light and lighted visor vanity mirror	▲	S
Seat belts	▲	▲
Sliding rear window—clear glass only	▲	▲
Steering wheel—leather-wrapped	▲	▲
Steering wheel—soft-feel sport	▲	S
Tilt steering wheel	▲	▲
Visibility group—remote-control mirrors, left and right; intermittent wipers; halogen headlamps	▲	▲
HEAVY-DUTY EQUIPMENT		
Alternator—56-amp	▲	▲
Automatic transmission oil cooler	▲	▲
Battery—heavy-duty (56-452 cold crank)	▲	▲
Cold climate group—heavy-duty battery, heavy-duty alternator and engine block heater	▲	▲
Cooling—heavy-duty	▲	▲
Shock absorbers—heavy-duty (J-10 only)	▲	▲
Springs, heavy-duty—front and rear	▲	▲
3814 kg GVW suspension—heavy-duty springs, rear and heavy-duty shocks, front and rear (J-20 only)	▲	▲
TIRES		
P235/75R15 (B) white Arriva® steel radial (5) (J-10)	▲	▲
P235/75R15 (B) black Wrangler® steel radial, mud and snow (5) (J-10)	▲	▲
9.50 x 16.5 (D) black nylon custom XG (4) (J20 only)	S	S

No tire options available on J-20. The J-20 comes with four tires and five wheels standard. A conventional spare is available optionally.
S—Standard ▲—Optional NC—No Charge —Not Available

Specifications

Cherokee

AXLE	BRAKES	CLUTCH	ENGINE	FUEL TANK	GROSS VEHICLE WEIGHT	SPRINGS	STEERING	TIRES	TRANSFER CASE
FRONT Solid with vacuum actuated disconnect system REAR Semi-floating, open end	Low-drag power front disc, (27.9 cm rotor); rear drum (25.4 cm x 4.4 cm)	24.6 cm diameter with hydraulic actuation	STANDARD 2.5 litre (150 CID) 4-cylinder petrol; 8.6:1 compression ratio OPTIONAL 2.8 litre (173 CID) V-6 petrol; 8.5:1 compression ratio 2.1 litre (126 CID) 4-cylinder turbo-diesel; 21.5:1 compression ratio	51 litre capacity; 76 litre optional	2200 kg Payload Capacity: 522 kg	FRONT Coil, 120 lbs. per inch; 21.0 N/mm deflection rate REAR Multi-leaf, 165 lbs. per inch; 28.9 N/mm deflection rate	Recirculating ball standard, 24:1 ratio; variable ratio power optional	All-weather radial with full-size spare	STANDARD 2-speed NP 207 standard with "shift-on-the-fly" capability; includes low-range (2.6:1) OPTIONAL Selec-Trac 2WD/4WD system with "shift-on-the-fly" capability; includes low-range (2.6:1)

Wagoneer

FRONT Solid with vacuum actuated disconnect system REAR Semi-floating, open end	Low-drag power front disc, (27.9 cm rotor); rear drum (25.4 cm x 4.4 cm)	24.6 cm diameter with hydraulic actuation	STANDARD 2.5 litre (150 CID) 4-cylinder petrol; 8.6:1 compression ratio OPTIONAL 2.8 litre (173 CID) V-6 petrol; 8.5:1 compression ratio 2.1 litre (126 CID) 4-cylinder turbo-diesel; 21.5:1 compression ratio	51 litre capacity; 76 litre optional	2200 kg Payload Capacity: 522 kg	FRONT Coil, 120 lbs. per inch; 21.0 N/mm deflection rate REAR Multi-leaf, 165 lbs. per inch; 28.9 N/mm deflection rate	Variable ratio power	All-weather radial with full-size spare	STANDARD 2-speed NP 207 standard with "shift-on-the-fly" capability; includes low-range (2.6:1) OPTIONAL Selec-Trac 2WD/4WD system with "shift-on-the-fly" capability; includes low-range (2.6:1)
--	--	---	--	---	--	---	----------------------	---	--

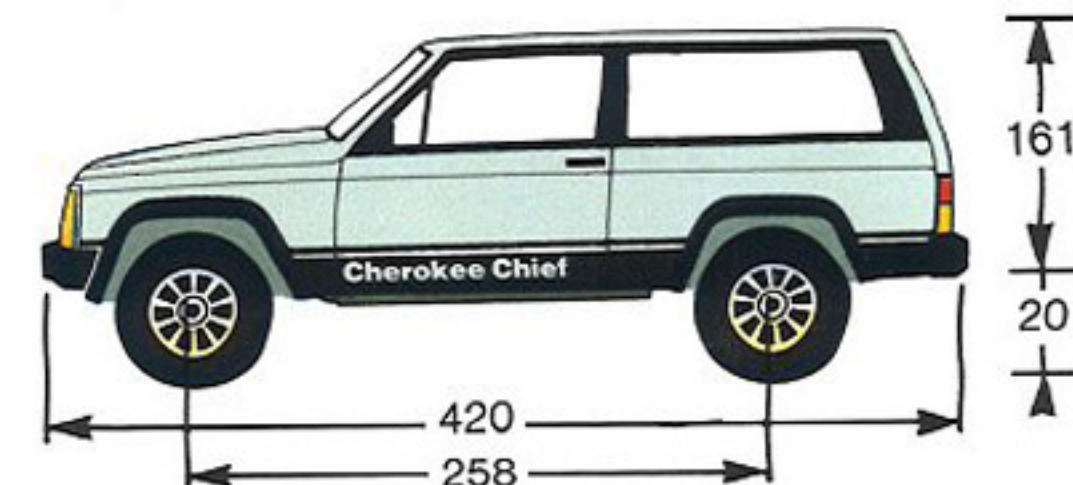
Grand Wagoneer

FRONT Full-floating hypoid, open-end; gross axle weight rating: 1452 kg REAR Semi-floating hypoid; gross axle weight rating: 1451 kg	Low drag power front disc, (30.5 cm rotor); rear drum (27.9 cm x 5.1 cm)	26.7 cm diameter (Custom Wagoneer 6-cylinder) 27.9 cm diameter (Custom Wagoneer 8-cylinder)	STANDARD 4.2 litre (258 CID) 6-cylinder petrol; 8.6:1 compression ratio OPTIONAL 5.9 litre (360 CID) 8-cylinder petrol; 8.3:1 compression ratio	76.8 litre capacity; skid plate standard	2810 kg Payload Capacity: 1059 kg (Custom Wagoneer) 920 kg (Grand Wagoneer)	FRONT 5 leaf, low-friction, 160 lbs. per inch; 28.0 N/mm deflection rate REAR 5 leaf, low-friction, 165 lbs. per inch; 28.9 N/mm deflection rate	Variable ratio power	P225/75R 15 (B) black Arriva® steel radial, tubeless (5) (Custom Wagoneer) P235/75R 15 (B) white steel radial (5) (Grand Wagoneer)	2-speed NP 208 standard with 2.62:1 low-range gear reduction (Custom Wagoneer) Selec-Trac 2WD/4WD system (Optional on Custom Wagoneer, standard on Grand Wagoneer)
---	--	--	--	---	--	---	----------------------	---	---

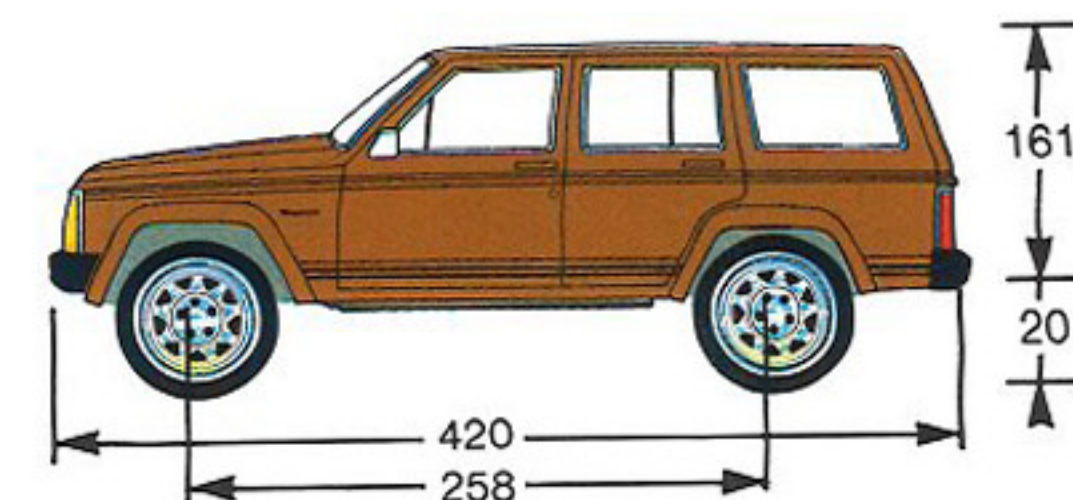
CJ-7

FRONT Full-floating hypoid, open-end; gross axle weight rating: 998 kg REAR Semi-floating hypoid; gross axle weight rating: 1225 kg	Low-drag manual front disc, (29.7 cm rotor); rear drum (25.4 cm x 4.4 cm) power assist optional	26.7 cm diameter (6-cylinder); 23.2 cm diameter (4-cylinder)	STANDARD 2.5 litre (150 CID) 4-cylinder petrol 1-barrel; 8.6:1 compression ratio OPTIONAL 4.2 litre (258 CID) 6-cylinder petrol 2-barrel; 8.6:1 compression ratio 2.4 litre (145 CID) 4-cylinder diesel; 20:1 compression ratio	57 litre capacity; skid plate standard; 76 litre optional	1700 kg (1880 and 2200 kg optional) 1880 kg (required on CJ-7 Wagon & Van) Payload Capacity: 560 kg (CJ-7) 623 kg (CJ-7 Wagon & Van)	FRONT 4 leaf, 170 lbs. per inch; 29.8 N/mm deflection rate; 7 leaf, 2 stage, 170/230 lbs. per inch; 29.8/40.3 N/mm deflection rate (required on CJ-7 Wagon & Van) REAR 5 leaf, 185 lbs. per inch; 32.4 N/mm deflection rate; 6 leaf, 185 lbs. per inch; 32.4 N/mm deflection rate (with hard top); 7 leaf, 2 stage, 185/250 lbs. per inch; 32.4/43.8 N/mm deflection rate (CJ-7 Wagon & Van)	Recirculating ball standard, 24:1 ratio; variable ratio power optional	P205/75R 15 (B) black Arriva® steel radial (5)	2-speed Dana 300 manual; includes low-range (2.62:1), high-range (1:1), and neutral
--	---	---	---	---	--	--	--	--	---

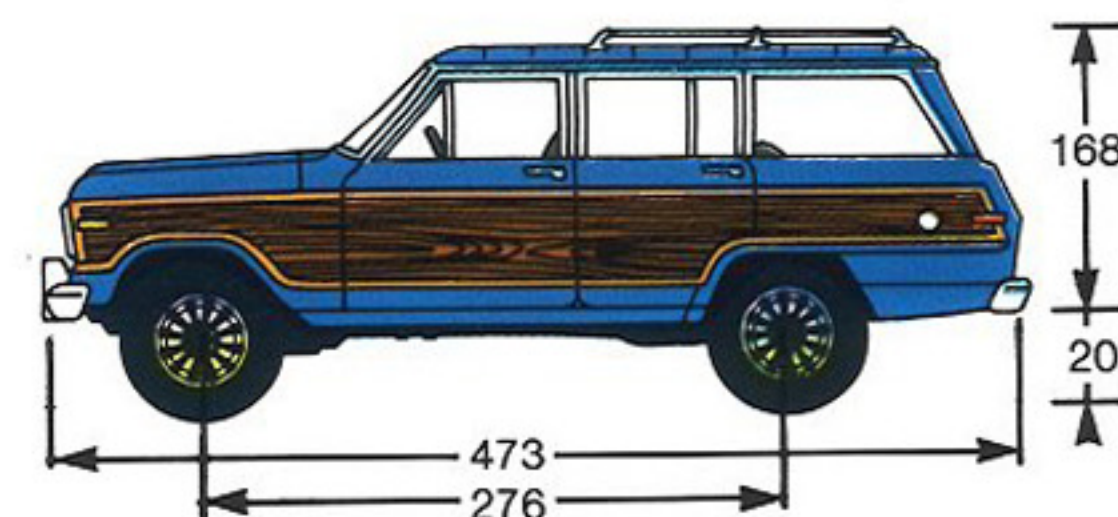
TRANSMISSION	WHEELS	PERFORMANCE BLOCK	DIMENSIONS
STANDARD Full synchromesh 4-speed floor shift (manual) w/Command-Trac OPTIONAL 5-speed overdrive (manual) w/Command-Trac; Automatic w/Command-Trac; Automatic w/Selec-Trac	STANDARD Five 38.1 cm x 15.2 cm, 5-bolt, (Base & Pioneer); Five 38.1 cm x 17.8 cm, 5-bolt, styled steel (Chief); Five 38.1 cm x 17.8, 5-bolt, sport aluminum (Laredo)	Angle of approach: 40.6° Angle of departure: 30.5° Breakover angle: 23.3°	EXTERIOR (cm) Length 420 Wheelbase 258 Max. overall width 167 Height 161 Tread (front/rear) 145/145 Overhang (front/rear) 70/92 Ground clearance 20 Curb to curb turning diameter (meters) 11.37 INTERIOR (cm) Head room (front/rear) 97/96 Leg room (front/rear) 101/90 Hip room (front/rear) 140/113 Shoulder room (front/rear) 140/140 Cargo volume (m³) 2.02



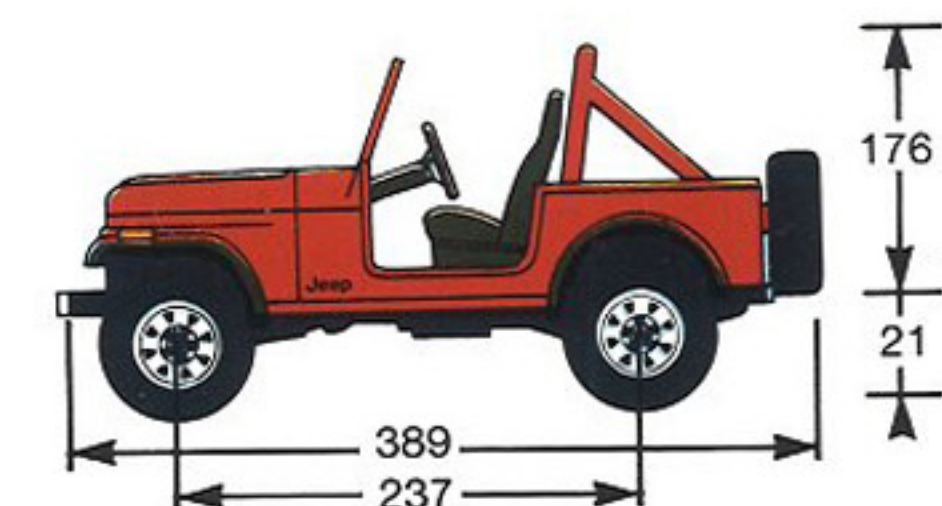
STANDARD 5-speed overdrive (manual) w/Command-Trac OPTIONAL Automatic w/Command-Trac*; Automatic w/Selec-Trac *Std. on Limited	STANDARD Five 38.1 cm x 15.2 cm, 5-bolt, (Base); Four 38.1 cm x 17.8 cm, 5-bolt, luxury aluminum (Limited)	Angle of approach: 40.6° Angle of departure: 30.5° Breakover angle: 23.3°	EXTERIOR (cm) Length 420 Wheelbase 258 Max. overall width 167 Height 161 Tread (front/rear) 145/145 Overhang (front/rear) 70/92 Ground clearance 20 Curb to curb turning diameter (meters) 11.37 INTERIOR (cm) Head room (front/rear) 97/96 Leg room (front/rear) 101/90 Hip room (front/rear) 140/113 Shoulder room (front/rear) 140/140 Cargo volume (m³) 2.02
---	--	--	---



STANDARD Full synchromesh 4-speed floor shift (manual) (Custom Wagoneer) Automatic, column shift w/Selec-Trac (Grand Wagoneer) OPTIONAL Column-mounted automatic w/part-time 4WD or Selec-Trac (Custom Wagoneer)	STANDARD Five 38.1 cm x 15.2 cm, 6-bolt, 14 cm circle, steel (Custom Wagoneer) Four 38.1 cm x 15.2 cm, 6-bolt, 14 cm circle, forged aluminum (Grand Wagoneer)	Angle of approach: 39° Angle of departure: 20° Breakover angle: 24°	EXTERIOR (cm) Length 473 Wheelbase 276 Max. overall width 192 Height 168 Tread (front/rear) 151/147 Overhang (front/rear) 80/118 Ground clearance 20 Tailgate opening width 139 Curb to curb turning diameter (meters) 11.49 INTERIOR (cm) Head room (front/rear) 97/95 Leg room (front/rear) 106/94 Hip room (front/rear) 154/155 Shoulder room (front/rear) 148/148 Cargo volume (m³) 2.69
--	--	--	--



STANDARD Full synchromesh 4-speed floor shift (manual) OPTIONAL 5-speed overdrive (manual) w/petrol engines only; Automatic w/part-time 4WD (6-cyl. only)	STANDARD Five 38.1 cm x 15.2 cm, 5-bolt, 13.9 cm circle OPTIONAL Five 38.1 cm x 17.8 cm, 5-bolt, 13.9 cm circle, styled steel	Angle of approach: 45° Angle of departure: 30° Breakover angle: 25°	EXTERIOR (cm) Length 389 Wheelbase 237 Max. overall width 152 Height 176 Tread (front/rear) 142/140 Overhang (front/rear) 60/92 Ground clearance 21 Curb to curb turning diameter (meters) 10.9 INTERIOR (cm) Head room (soft top) (hard top, front/rear) 103/101 Head room (front/rear) 99/89 Leg room (front/rear) 137/91 Hip room (front/rear) 137/143 Shoulder room (front/rear) 0.39 Cargo volume (m³) 1.6 *Rear seat head room with longitudinal seats—88 cm	CJ-7 389 237 152 176 142/140 60/92 21 10.9 103 101/101 99/89 137/91 137/143 0.39 1.6	CJ-7 Wagon & Van 389 237 166 183 142/140 60/92 21 10.9 101/101* 99 137 137 1.6
--	---	--	--	--	--



Specifications

Cherokee

AXLE	BRAKES	CLUTCH	ENGINE	FUEL TANK	GROSS VEHICLE WEIGHT	SPRINGS	STEERING	TIRES	TRANSFER CASE
FRONT Solid with vacuum actuated disconnect system REAR Semi-floating, open end	Low-drag power front disc, (27.9 cm rotor); rear drum (25.4 cm x 4.4 cm)	24.6 cm diameter with hydraulic actuation	STANDARD 2.5 litre (150 CID) 4-cylinder petrol; 8.6:1 compression ratio OPTIONAL 2.8 litre (173 CID) V-6 petrol; 8.5:1 compression ratio 2.1 litre (126 CID) 4-cylinder turbo-diesel; 21.5:1 compression ratio	51 litre capacity; 76 litre optional	2200 kg Payload Capacity: 522 kg	FRONT Coil, 120 lbs. per inch; 21.0 N/mm deflection rate REAR Multi-leaf, 165 lbs. per inch; 28.9 N/mm deflection rate	Recirculating ball standard, 24:1 ratio; variable ratio power optional	All-weather radial with full-size spare	STANDARD 2-speed NP 207 standard with "shift-on-the-fly" capability; includes low-range (2.6:1) OPTIONAL Selec-Trac 2WD/4WD system with "shift-on-the-fly" capability; includes low-range (2.6:1)

Wagoneer

FRONT Solid with vacuum actuated disconnect system REAR Semi-floating, open end	Low-drag power front disc, (27.9 cm rotor); rear drum (25.4 cm x 4.4 cm)	24.6 cm diameter with hydraulic actuation	STANDARD 2.5 litre (150 CID) 4-cylinder petrol; 8.6:1 compression ratio OPTIONAL 2.8 litre (173 CID) V-6 petrol; 8.5:1 compression ratio 2.1 litre (126 CID) 4-cylinder turbo-diesel; 21.5:1 compression ratio	51 litre capacity; 76 litre optional	2200 kg Payload Capacity: 522 kg	FRONT Coil, 120 lbs. per inch; 21.0 N/mm deflection rate REAR Multi-leaf, 165 lbs. per inch; 28.9 N/mm deflection rate	Variable ratio power	All-weather radial with full-size spare	STANDARD 2-speed NP 207 standard with "shift-on-the-fly" capability; includes low-range (2.6:1) OPTIONAL Selec-Trac 2WD/4WD system with "shift-on-the-fly" capability; includes low-range (2.6:1)
--	--	---	--	---	--	---	----------------------	---	--

Grand Wagoneer

FRONT Full-floating hypoid, open-end; gross axle weight rating: 1452 kg REAR Semi-floating hypoid; gross axle weight rating: 1451 kg	Low drag power front disc, (30.5 cm rotor); rear drum (27.9 cm x 5.1 cm)	26.7 cm diameter (Custom Wagoneer 6-cylinder) 27.9 cm diameter (Custom Wagoneer 8-cylinder)	STANDARD 4.2 litre (258 CID) 6-cylinder petrol; 8.6:1 compression ratio OPTIONAL 5.9 litre (360 CID) 8-cylinder petrol; 8.3:1 compression ratio	76.8 litre capacity; skid plate standard	2810 kg Payload Capacity: 1059 kg (Custom Wagoneer) 920 kg (Grand Wagoneer)	FRONT 5 leaf, low-friction, 160 lbs. per inch; 28.0 N/mm deflection rate REAR 5 leaf, low-friction, 165 lbs. per inch; 28.9 N/mm deflection rate	Variable ratio power	P225/75R 15 (B) black Arriva® steel radial, tube-less (5) (Custom Wagoneer) P235/75R 15 (B) white steel radial (5) (Grand Wagoneer)	2-speed NP 208 standard with 2.62:1 low-range gear reduction (Custom Wagoneer) Selec-Trac 2WD/4WD system (Optional on Custom Wagoneer, standard on Grand Wagoneer)
---	--	--	--	---	--	---	----------------------	--	---

CJ-7

FRONT Full-floating hypoid, open-end; gross axle weight rating: 998 kg REAR Semi-floating hypoid; gross axle weight rating: 1225 kg	Low-drag manual front disc, (29.7 cm rotor); rear drum (25.4 cm x 4.4 cm) power assist optional	26.7 cm diameter (6-cylinder); 23.2 cm diameter (4-cylinder)	STANDARD 2.5 litre (150 CID) 4-cylinder petrol 1-barrel; 8.6:1 compression ratio OPTIONAL 4.2 litre (258 CID) 6-cylinder petrol 2-barrel; 8.6:1 compression ratio 2.4 litre (145 CID) 4-cylinder diesel; 20:1 compression ratio	57 litre capacity; skid plate standard; 76 litre optional	1700 kg (1880 and 2200 kg optional) 1880 kg (required on CJ-7 Wagon & Van) Payload Capacity: 560 kg (CJ-7) 623 kg (CJ-7 Wagon & Van)	FRONT 4 leaf, 170 lbs. per inch; 29.8 N/mm deflection rate; 7 leaf, 2 stage, 170/230 lbs. per inch; 29.8/40.3 N/mm deflection rate (required on CJ-7 Wagon & Van) REAR 5 leaf, 185 lbs. per inch; 32.4 N/mm deflection rate; 6 leaf, 185 lbs. per inch; 32.4 N/mm deflection rate (with hard top); 7 leaf, 2 stage, 185/250 lbs. per inch; 32.4/43.8 N/mm deflection rate (CJ-7 Wagon & Van)	Recirculating ball standard, 24:1 ratio; variable ratio power optional	P205/75R 15 (B) black Arriva® steel radial (5)	2-speed Dana 300 manual; includes low-range (2.62:1), high-range (1:1), and neutral
--	---	--	---	---	--	--	--	--	---

Specifications (continued)

CJ-8

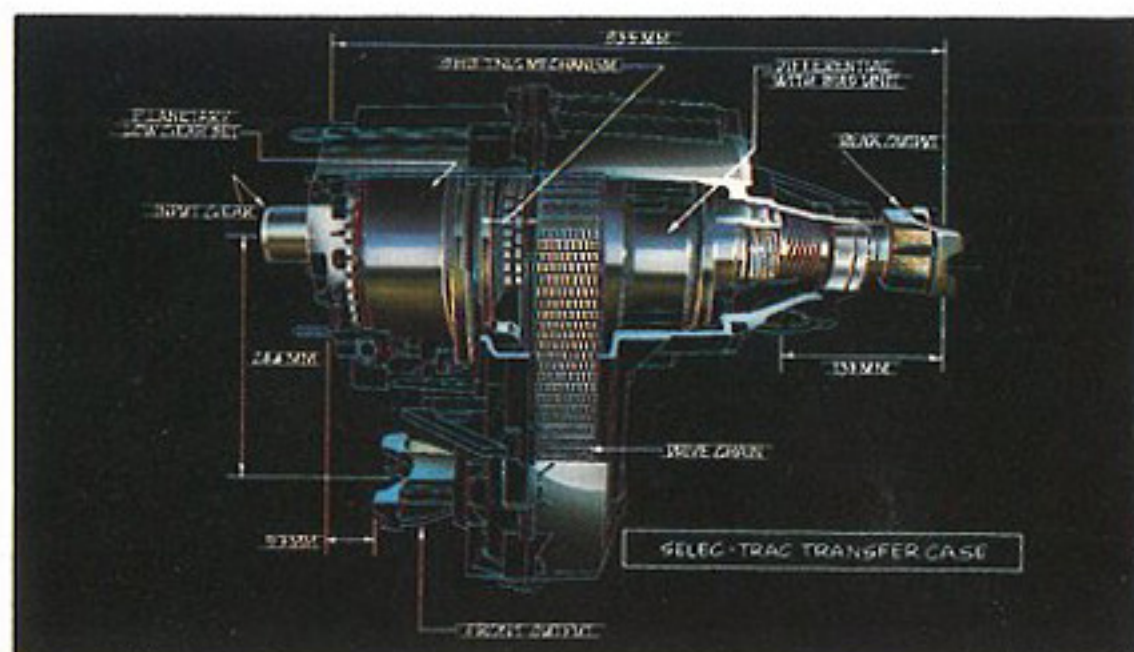
AXLE	BRAKES	CLUTCH	ENGINE	FUEL TANK	GROSS VEHICLE WEIGHT	SPRINGS	STEERING	TIRES	TRANSFER CASE
FRONT Full-floating hypoid; open-end; gross axle weight rating: 998 kg REAR Semi-floating hypoid; gross axle weight rating: 1225 kg	Low-drag manual front disc, (29.7 cm rotor); rear drum (25.4 cm x 4.4 cm) power assist optional	26.7 cm diameter (6-cylinder); 23.2 cm diameter (4-cylinder)	STANDARD 2.5 litre (150 CID) 4-cylinder petrol 1-barrel; 8.6:1 compression ratio OPTIONAL 4.2 litre (258 CID) 6-cylinder petrol 2-barrel; 8.6:1 compression ratio 2.4 litre (145 CID) 4-cylinder diesel; 20:1 compression ratio	57 litre capacity; skid plate standard; 76 litre optional	1880 kg (2200 kg optional) 2200 kg (required on CJ-8 Wagon & Van) Payload Capacity: 478 kg (CJ-8 Pickup & Utility) 550 kg (CJ-8 Wagon & Van)	FRONT 4 leaf, 170 lbs. per inch; 29.7 N/mm deflection rate (Pickup & Utility only); 7 leaf, 2 stage, 170/230 lbs. per inch; 29.7/40.3 N/mm deflection rate (required on CJ-8 Wagon & Van) REAR 6 leaf, 185 lbs. per inch; 32.4 N/mm deflection rate (Utility & Pickup only); 9 leaf 2 stage, 200/280 lbs. per inch; 35.0/49.0 N/mm deflection rate (required on CJ-8 Wagon & Van)	Recirculating ball standard, 24:1 ratio; variable ratio power optional	P205/75R 15 (B) black Arriva® steel radial (5)	2-speed Dana 300 manual; includes low-range (2.62:1), high-range (1:1), and neutral

J-10

FRONT Full-floating hypoid, open-end; gross axle weight rating: 1451 kg REAR Semi-floating hypoid; gross axle weight rating: 1451 kg	Low-drag power front disc, (30.5 cm rotor); rear drum (27.9 cm x 5.1 cm)	26.7 cm diameter (6-cylinder); 27.9 cm diameter (8-cylinder)	STANDARD 4.2 litre (258 CID) 6-cylinder petrol; 8.6:1 compression ratio OPTIONAL 5.9 litre (360 CID) 8-cylinder petrol; 8.3:1 compression ratio	68.9 litre capacity; skid plate standard	2810 kg Payload Capacity: 1070 kg	FRONT 5 leaf, 215 lbs. per inch; 37.6 N/mm deflection rate REAR 4 leaf, 245 lbs. per inch; 42.9 N/mm deflection rate	Recirculating ball standard, 24:1 ratio; variable ratio power optional	P225/75R 15 (B) black Arriva® steel radial (5)	STANDARD 2-speed NP 208 with 2.62:1 low-range gear reduction OPTIONAL Selec-Trac 2WD/4WD system
---	--	--	--	--	--------------------------------------	---	--	--	--

J-20

FRONT Full-floating hypoid, open-end; gross axle weight rating: 1588 kg REAR Full-floating, 3450 GVW: GAWR 2132 kg, standard; 3814 GVW: GAWR 2495 kg, optional	Low drag power front disc, (31.8 cm rotor); rear drum (30.5 cm x 6.4 cm)	26.7 cm diameter (6-cylinder); 27.9 cm diameter (8-cylinder)	STANDARD 4.2 litre (258 CID) 6-cylinder petrol; 8.6:1 compression ratio OPTIONAL 5.9 litre (360 CID) 8-cylinder petrol; 8.3:1 compression ratio	68.9 litre capacity; skid plate standard	3080 kg plus optional GVW ratings of 3450 and 3814 kg Payload Capacity: 1899 kg	FRONT 7 leaf, 260 lbs. per inch; 45.5 N/mm deflection rate REAR Dual-leaf, tapered, 340 lbs. per inch; 59.5 N/mm deflection rate	Recirculating ball standard, 24:1 ratio; variable ratio power optional	9.50 x 16.5 (D) nylon custom XG Hi-Miler black (4)	2-speed NP 208 with 2.62:1 low-range gear reduction
---	--	--	--	--	--	---	--	--	---



Jeep. A Leader in 4-Wheel Drive.

Jeep Corporation has been an acknowledged leader in 4-wheel drive systems for more than four decades. The famous Jeep® Part-Time system still sets the standard in terms of 4-wheel drive capabilities. This system together with Command-Trac and Selec-Trac testify to Jeep's

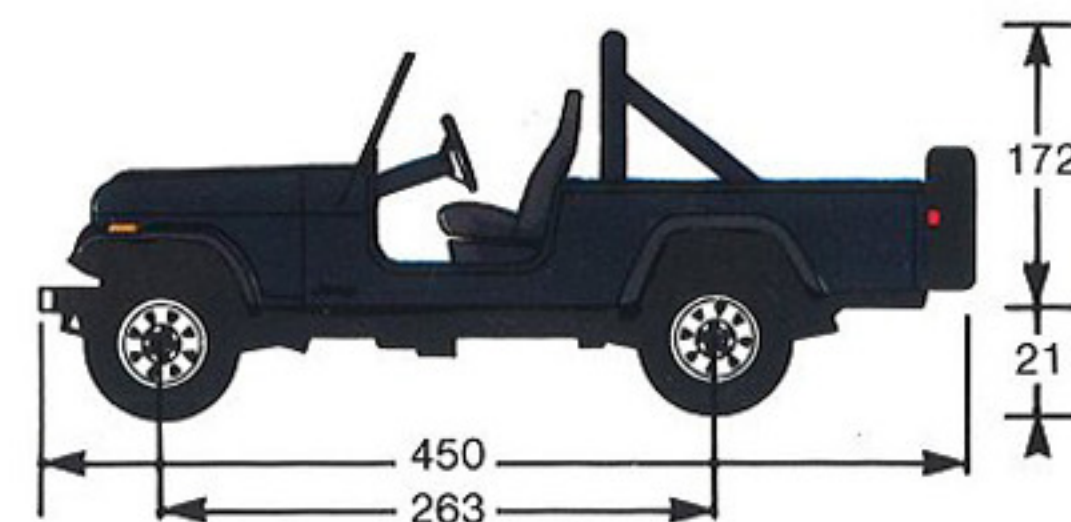
impressive record of 4-wheel drive excellence and performance.

Jeep Part-Time System.

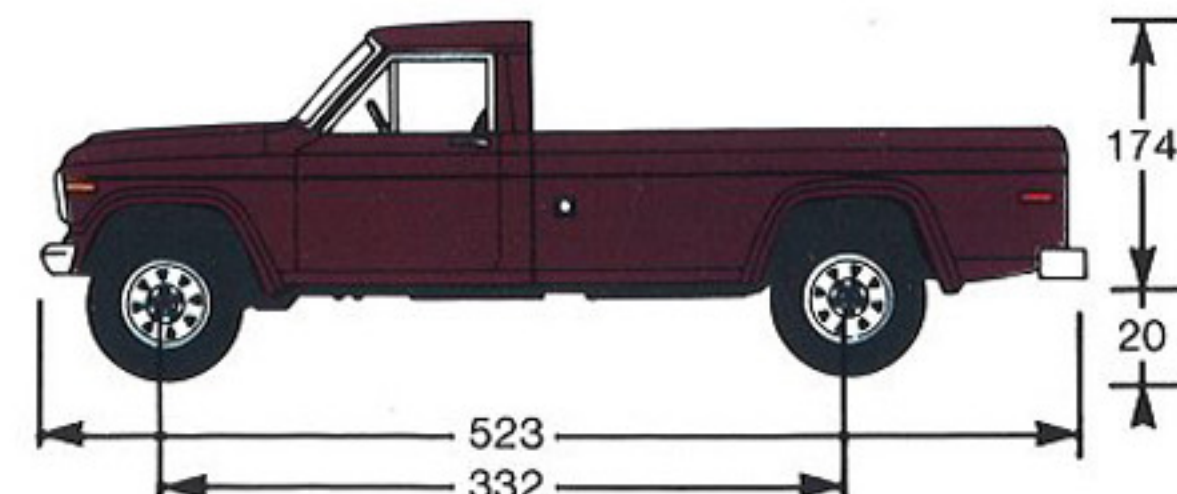
The Jeep Part-Time system offers the rugged performance Jeep is famous for, plus advantages that stem from advanced technology. It is produced from

lighter strength materials and componentry, without sacrificing toughness. The transfer case, with tunnel-mounted shift lever, provides a manual single range 2-wheel drive mode and a dual range 4-wheel drive mode. The Jeep 4-wheel drive system is standard on the Jeep CJ-7 and CJ-8 models, as well as the J-10 and J-20 Series Pickups. It's used with 6- or 8-cylinder

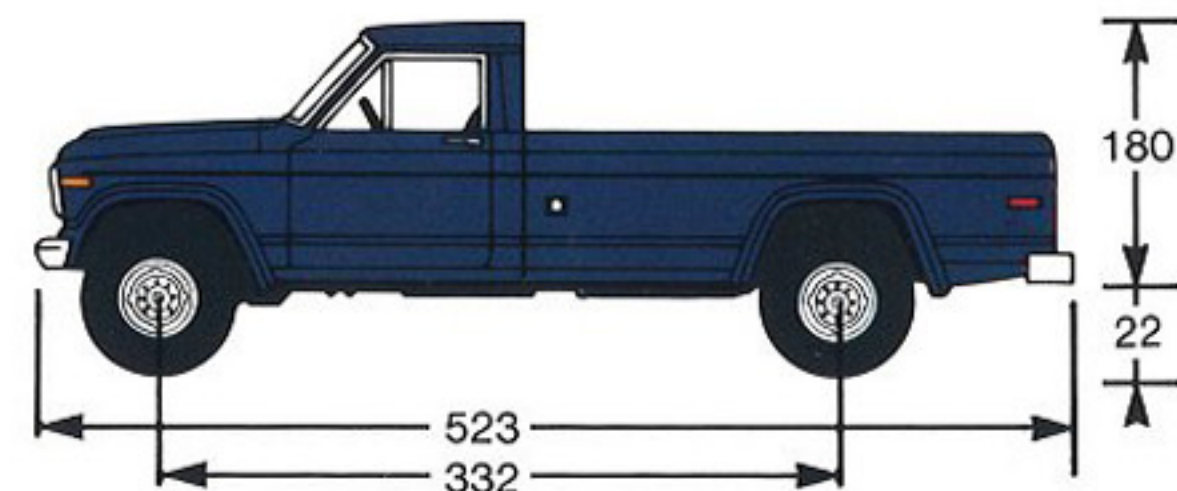
TRANSMISSION	WHEELS	PERFORMANCE BLOCK	DIMENSIONS
STANDARD Full synchromesh 4-speed floor shift (manual)	STANDARD Five 38.1 cm x 15.2 cm, 5-bolt, 13.9 cm circle	Angle of approach: 45° Angle of departure: 26.5° Breakover angle: 22°	EXTERIOR (cm) Length 450 Wheelbase 263 Max. overall width 166 Height 172 Tread (front/rear) 142/140 Overhang (front/rear) 59/128 Ground clearance 21 Tailgate opening width 88 Rear door opening width 88 Curb to curb turning diameter (meters) 11.46 INTERIOR (cm) Head room (front/rear) 101 Leg room (front/rear) 99 Hip room (front/rear) 137 Shoulder room (front/rear) 137 Cargo volume (m³) 0.86 *Rear seat head room with longitudinal seats—89 cm
OPTIONAL 5-speed manual floor shift; Automatic w/part-time 4WD (6-cyl. only)	OPTIONAL Five 38.1 cm x 17.8 cm, 5-bolt, 13.9 cm circle, styled steel		CJ-8 Pickup Length 450 Wheelbase 263 Max. overall width 166 Height 172 Tread (front/rear) 142/140 Overhang (front/rear) 59/128 Ground clearance 21 Tailgate opening width 88 Rear door opening width 88 Curb to curb turning diameter (meters) 11.46 INTERIOR (cm) Head room (front/rear) 101 Leg room (front/rear) 99 Hip room (front/rear) 137 Shoulder room (front/rear) 137 Cargo volume (m³) 0.86
			CJ-8 Utility Length 450 Wheelbase 263 Max. overall width 166 Height 198 Tread (front/rear) 142/140 Overhang (front/rear) 59/128 Ground clearance 21 Tailgate opening width 88 Rear door opening width 88 Curb to curb turning diameter (meters) 11.46 INTERIOR (cm) Head room (front/rear) 129/117 Leg room (front/rear) 99/89 Hip room (front/rear) 137/91 Shoulder room (front/rear) 137/91 Cargo volume (m³) 0.86
			CJ-8 Wagon & Van Length 450 Wheelbase 263 Max. overall width 166 Height 183 Tread (front/rear) 142/140 Overhang (front/rear) 59/128 Ground clearance 21 Tailgate opening width 88 Rear door opening width 88 Curb to curb turning diameter (meters) 11.46 INTERIOR (cm) Head room (front/rear) 101/101* Leg room (front/rear) 99 Hip room (front/rear) 137 Shoulder room (front/rear) 137 Cargo volume (m³) 2.7



STANDARD Full synchromesh 4-speed floor shift (manual)	STANDARD Five 38.2 cm x 15.2 cm, 6-bolt, 14 cm circle	Angle of approach: 34° Angle of departure: 21° Breakover angle: 20°	EXTERIOR (cm) Length 523 Wheelbase 332 Max. overall width 200 Height 174 Tread (front/rear) 161/162 Overhang (front/rear) 80/112 Ground clearance 20 Tailgate opening width 145 Curb to curb turning diameter (meters) 13.56 INTERIOR (cm) Head room 102 Leg room 106 Hip room 154 Shoulder room 148 Cargo floor length 243 Cargo box volume (m³) 2.2
OPTIONAL Column-mounted automatic w/part-time 4WD or Selec-Trac			



STANDARD 4-speed floor shift (manual). Synchromesh 1st, 2nd, 3rd gears plus low gear for added pulling power.	STANDARD Five 42 cm x 17.1 cm, 8-bolt, 16.5 cm circle	Angle of approach: 36° Angle of departure: 25° Breakover angle: 22°	EXTERIOR (cm) Length 523 Wheelbase 332 Max. overall width 200 Height 180 Tread (front/rear) 163/167 Overhang (front/rear) 80/112 Ground clearance 22 Tailgate opening width 145 Curb to curb turning diameter (meters) 13.56 INTERIOR (cm) Head room 102 Leg room 106 Hip room 154 Shoulder room 148 Cargo floor length 243 Cargo box volume (m³) 2.2
OPTIONAL Column-mounted automatic w/part-time 4WD (V-8 engine only)			



engines and with automatic transmission, depending on the Jeep model selected.

Command-Trac.

Command-Trac is one of the recent success stories in Jeep's long and distinguished record of achievement in 4-wheel drive systems design and engineering. This system provides either 4-wheel drive high-range traction, power and performance or

2-wheel drive over-the-road efficiency on command from the driver's seat, at any speed.

Command-Trac possesses "shift-on-the-fly" 2-wheel drive/4-wheel drive capabilities for the new downsized Jeep Cherokees and Wagoneers. This standard drive system can be matched with standard 4-speed or optional 5-speed, or an automatic transmission with a


powerful 2.5 litre, I-4 "hurricane" engine. Also available in the new Cherokees is the new 2.1 litre turbo-diesel engine, and 2.8 litre V-6.

Selec-Trac.

Selec-Trac is the most sophisticated automatic 2-wheel drive/4-wheel drive system in the world. This innovative system permits travel in the 4-wheel

drive mode at all times... regardless of road surface or weather condition. Just set it, and forget it.

The unique Selec-Trac all-road-surface "shift-on-the-fly" 2-wheel drive/4-wheel drive system is standard on Jeep Grand Wagoneer and available on Jeep J-10 Series Pickups and the new Cherokee and Wagoneer.



Turbo-Diesel Innovation

Commensurate with its commitment to provide the latest in automotive technology, Jeep Corporation now offers an all-new, state-of-the-art engine.

An all-aluminum 2.1 litre turbocharged diesel engine is now available in the new, downsized Jeep® Cherokees and distinctive Wagoneers.

The Jeep turbo-diesel has an output rating of 63.4 kw at 3,750 RPM and a peak torque rating of 178.9 N•m at 2,750 RPM.

Three key elements set Jeep's turbo-diesel apart from similar engines: its

aluminum construction, inter-cooler and overhead cam.

The turbocharger, a Garrett T-2 model, is a new generation in turbo technology. It provides excellent low-speed torque and reduced lag.

A water separator is integrated with a fuel line filter and heater to protect the diesel from water contamination. The separator includes a sensor that activates a signal light on the instrument panel in the event of water build-up in the filter. The fuel line heater protects against fuel waxing in extremely cold temperatures.

Engines

Jeep vehicle engines are noted for reliability, durability and performance—proven performance. Illustrated is the new Jeep turbo-diesel engine. Check with your local dealer/distributor for availability of this and other engines, including Renault diesel models, in your area.

2.46 LITRE PETROL (4-CYL.)

Standard CJ-7/CJ-8, Cherokee/Wagoneer

• Characteristics

Type	4-cylinder, in-line, water-cooled
Displacement	2.46 litre (150 CID)
Bore	98.4 mm (3.875 in.)
Stroke	81.0 mm (3.19 in.)
Compression Ratio	8.6:1
Maximum Horsepower	103 H.P. (76.7 kw) @ 3000 RPM
Maximum Torque	128 lbs. ft. (173.4 N•m) @ 3000 RPM
Fuel Requirement	Leaded—petrol

• Engine Design

Thin-wall, precision cast iron construction cylinder block
Cast iron alloy cylinder head with wedge-shaped "quench" combustion chambers cast in head and piston crowns
Lightweight cast aluminum intake manifold, heated by engine coolant and an electric heater
Overhead valves with hydraulic lifters and chain-driven camshaft
Nodular iron crankshaft with 5 main bearings
One-barrel downdraft carburetor with electric automatic choke

• Ignition System

Electronic solid-state ignition system

2.1 LITRE TURBO-DIESEL (4-CYL.)

Available on Cherokee/Wagoneer

• Characteristics

Type	4-cylinder, overhead cam in-line, turbocharged diesel
Displacement	2.1 litre (126 CID)
Bore	86 mm (3.39 in.)
Stroke	89 mm (3.50 in.)
Compression Ratio	21.5:1
Maximum Horsepower	85 H.P. (63.4 kw) @ 3750 RPM
Maximum Torque	132 lbs. ft. (178.9 N•m) @ 2750 RPM
Fuel Requirement	High-grade diesel fuel oil

• Engine Design

Aluminum cylinder block with cast iron cylinder liners and main bearing caps
Aluminum cylinder head with inserted valve seats and guides
Bosch injection system
Garrett T-2 turbocharger

• Ignition System

Temperature controlled pre-heating timer with instrument panel indicator light
Fuel line heater integral with filter and water separation assembly
Block heater and battery blanket for low ambient temperature starting performance

2.4 LITRE DIESEL (4-CYL.)

Available on CJ-7/CJ-8

• Characteristics

Type	4-cylinder, diesel, in-line, water-cooled
Displacement	2.4 litre (145 CID)
Bore	86 mm (3.39 in.)
Stroke	102 mm (4.02 in.)
Compression Ratio	20:1
Maximum Horsepower	65 H.P. (48 kw) @ 3800 RPM
Maximum Torque	108 lbs. ft. (146 N•m) @ 2100 RPM
Fuel Requirement	High-grade diesel fuel oil

• Engine Design

Cast iron cylinder block and head
Overhead valves
Induction-hardened crankshaft and camshaft
Bosch, in-line plunger injection pump with built-in combined pneumatic/mechanical governor

• Ignition System

Swirl chamber, compression ignition combustion
Sheathed-type pre-heating glow plug (Auto Glow System)
Key start and stop
Start time approximately 10 seconds (cold engine)

4.2 LITRE PETROL (6-CYL.)

Available on all models except Cherokee and Wagoneer

• Characteristics

Type	6-cylinder, in-line, water-cooled
Displacement	4.2 litre (258 CID)
Bore	95.25 mm (3.75 in.)
Stroke	98.93 mm (3.90 in.)
Compression Ratio	8.6:1
Maximum Horsepower	115 H.P. (85.7 kw) @ 3600 RPM
Maximum Torque	200 lbs. ft. (271.1 N•m) @ 1600 RPM
Fuel Requirement	Leaded—petrol

• Engine Design

Thin-wall, precision cast iron construction cylinder block
Cast iron alloy cylinder head with wedge-shaped "quench" combustion chambers cast in head and piston crowns
Lightweight cast aluminum intake manifold, heated by engine coolant and an electric heater
Overhead valves with hydraulic lifters and chain-driven camshaft
Nodular iron crankshaft with 7 main bearings
Two-barrel downdraft carburetor with electric automatic choke


• Ignition System

Electronic solid-state ignition system

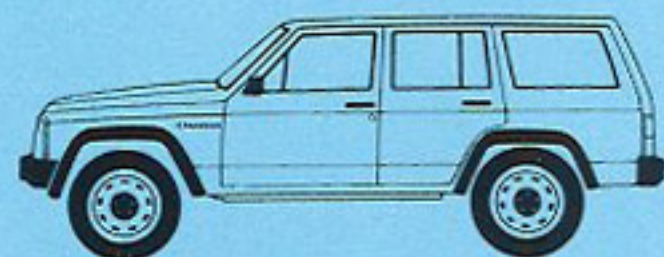
NOTE: 2.0 litre, 4-cylinder, 2.8 litre V-6 and 5.9 litre V-8 petrol engines and a 2.1 litre, 4-cylinder diesel engine are also available in some markets. See your local dealer/distributor for details.

Configurations

Cherokee

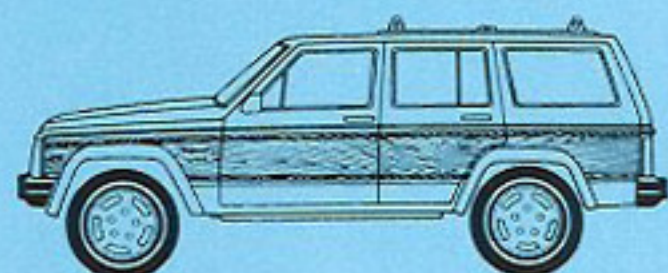


2-door

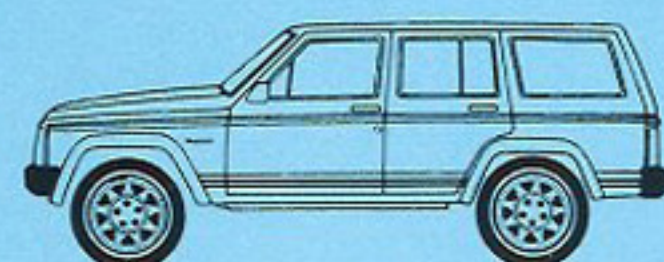


4-door

Wagoneer

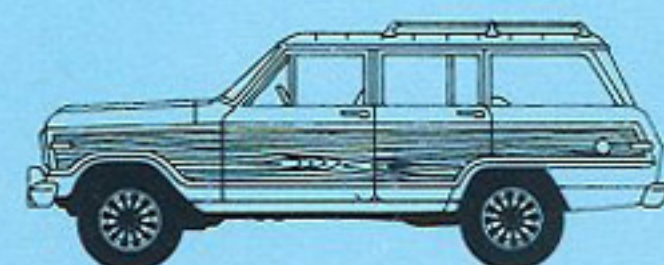


4-Door Limited



4-Door Base

Grand Wagoneer




Grand Wagoneer




Custom Wagoneer


CJ-7




No Top, No Doors




Soft Top, Soft Doors



Soft Top, Hard Doors



Hard Top, Hard Doors

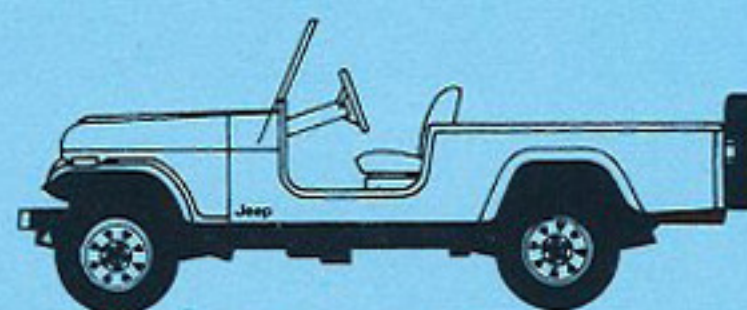


Wagon



Van


CJ-8




No Top, No Doors




Soft Top, Soft Doors (Pickup)




Soft Top, Hard Doors (Pickup)



Wagon

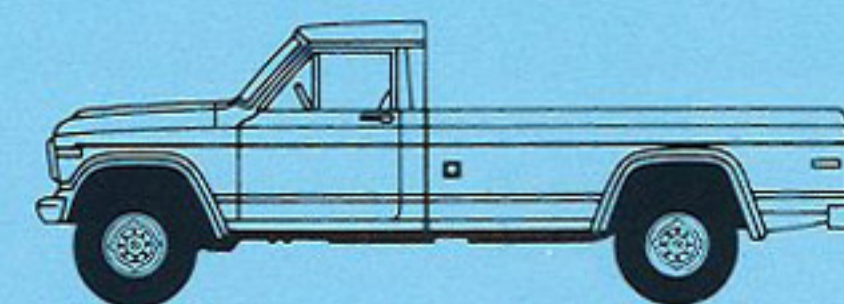


Van

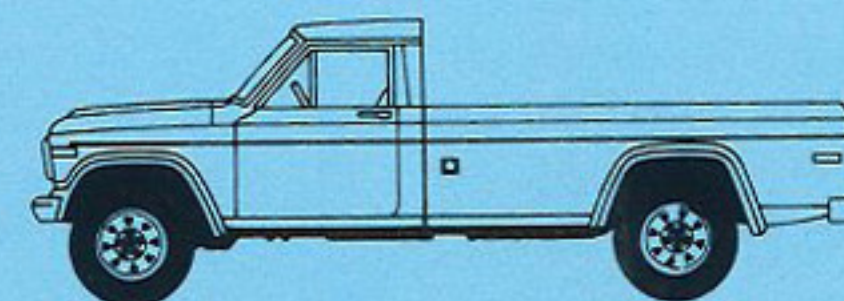


Full Soft Top, Hard Doors (Utility)

Truck



J-10



J-20

This catalogue does not constitute an offer or commitment to sell. Since product improvements may be made at any time, specifications and other data are subject to change without notice. Some of the Jeep models shown and described in this brochure have optional equipment. In order to conform to local regulations, your Jeep vehicle may differ slightly from those shown in this catalogue. Jeep is a registered trademark of Jeep Corporation.

JEEP CORPORATION
27777 Franklin Rd.
Southfield, Michigan 48034, U.S.A.
Telex No. 432-0028, Cable Code
AMCENTRINT. AIJJ-176-84.
Litho in U.S.A.

