

Colorado







# Whatever it takes

The Holden Colorado is ready to take anything life throws at it. With a bold new look inside and out, a powerful Duramax Turbo Diesel engine and unbeaten 3.5 tonne towing capacity\* – this is the one you can depend on. As comfortable taking on the worksite as taking on the weekend, the Holden Colorado has got your back.

\* Across the 2.8L engine range



Colorado



Built for power and performance, you'll find there's no quit in the Holden Colorado. It gets the job done – simple as that. And when it's time to play, its smooth ride and stylish interior makes getting there easy.

Colorado LTZ 4x4 Crew Cab Pickup in Royal Grey with Genuine Holden accessory tow bar

# Job Done





### 3.5 Tonne Towing

That's seriously tough towing, available across the 2.8 Litre range. Whether it's a bobcat or dream boat you're towing, you'll know that whatever the load, the Colorado's got what it takes.



### 2.8 Litre Duramax

Choose Colorado's 2.8 Litre Duramax Turbo Diesel, team it with an optional 6-speed auto and you've got 470Nm\* of torque. That's the low-down pulling power you need when the going gets tough.

Developed for Colorado, the 2.8 Litre Duramax Turbo Diesel delivers up to 40% more torque and 10% more power than its predecessor.

\* Maximum figures as per ECE regulations

Hitch it up and let unbeaten 3.5 tonne towing capacity<sup>†</sup> go to work. Take more to the job and more on the weekend. This powerful vehicle leaves nothing behind. It's all in a day's work for the Colorado.

<sup>†</sup> Across the 2.8L engine range

Colorado LTZ 4x4 Crew Cab Pickup in Sizzle with Genuine Holden accessory tow bar

Pulling  
Power





Colorado

## Bluetooth®

You need to stay connected. We hear you. Bluetooth® connectivity comes standard across the Colorado range.

## USB with iPod®

Your tunes for your space. With Colorado you just plug in your iPod®, compatible MP3 player or USB flash drive. An MP3 compatible in-dash CD is also standard in every model.

Colorado LTZ 4x4 Crew Cab Interior

# Inner Strength

Inside, the Colorado takes care of you as much as it takes care of business. With the information you need and the entertainment you want all within easy reach. Plus there's room to spare, plenty of comfort and loads of style.




# Peace of mind

You, your mates, your family – that's the most important cargo of all. It's why the Colorado is engineered to help you avoid trouble and surround you with strength. To give you that level of safety and design you can count on when you need it most.



## Maximum 5-star safety on all Crew Cab models

The Colorado Crew Cab range comes with a maximum 5-star safety rating from the Australasian New Car Assessment Program (ANCAP).



## Airbags

It's comforting to know that the Colorado is equipped with front airbags for the driver and front passenger, as well as full length curtain airbags.



## Rugged body

Colorado is built tough from within. Its body and frame are constructed from high strength steel and incorporates full-length frame rails. A safety cell gives maximum protection in a frontal or side collision – and maximum peace of mind for you and your passengers.



## ESC

From snow on the Alps to a rogue 'roo on the Nullarbor... Aussie roads can throw anything at you. So it's good to know that Electronic Stability Control (ESC) is engineered into every model. Just another way the Colorado has got your back.

Colorado  
DX

The Colorado DX doesn't knock off until you do. Built for work, it hangs tough with your choice of 2.5 Litre (4X2 only) or 2.8 Litre (4X4 only) Duramax Turbo Diesel power teamed with a 5-speed manual transmission. And with the 2.8 Litre engine, the DX makes light work of towing up to 3.5 tonnes for any job.

## Tough plus

Colorado DX proves that a workhorse doesn't have to compromise on comfort and features. Bluetooth® and iPod® connectivity are standard. Plus, there's air conditioning and electric windows to keep you cool and comfortable.

# DX



### DX equipment and features

- 2.5 Litre Duramax Turbo Diesel (4X2)
- 2.8 Litre Duramax Turbo Diesel (4X4)
- 5-speed manual transmission
- Engine sump guard
- High ride height
- 16" steel wheels
- Front airbags for driver and front passenger
- Full length curtain airbags
- Electronic Stability Control (ESC)
- Front split bench seat
- Vinyl floor
- Air conditioning
- Power windows
- Bluetooth® connectivity
- 4-speaker CD audio system with MP3 player compatibility
- USB input with iPod® connectivity
- 12V power outlet
- Alarm
- Flip keys (2)



Colorado  
LX

Haul all the gear you need to work – or welcome friends and family when it's time for a getaway. When you need a one-tonner that's tough all over – but with more than a touch of comfort and style – this is your truck.

## Take it easy

Rugged on the job but ready for the weekend. Life is easy inside the Colorado LX, with plenty of stretch-out room and a level of equipment and comfort you might not expect.

Add the optional 6-speed automatic transmission with active select, and you know wherever you choose to go it's going to be even more of a breeze.

# LX



### LX delivers all DX standard features plus:

- 2.8L Duramax Turbo Diesel
- Optional 6-speed automatic transmission with Active Select
- Cruise control
- Multifunction steering wheel controls
- Leather wrap steering wheel
- Body coloured exterior mirrors with side turn signal
- Power adjustable exterior mirrors
- Front bucket seats
- Carpet floor
- 4-way adjustable driver seat (Single Cab)
- 6-way adjustable driver seat (Space and Crew Cab)
- 6 speakers (Space and Crew Cab)



Colorado  
LT

Like the Colorado, you work hard to get the job done. So why wouldn't you want something with extra attitude. A can-do truck that shows your true strength of character. That's the Colorado LT for you.

## More to show

This is far from a knockabout truck. Inside, the leather wrap multi-function steering wheel, front bucket seats, cruise control and 6-speaker sound system set the tone.

Outside, the sporty 16" alloy wheels and front fog lamps show your Colorado LT is an uncompromising choice. One that goes way beyond just getting the job done.

# LT



### LT delivers all DX standard features plus:

- 2.8L Duramax Turbo Diesel
- Optional 6-speed automatic transmission with Active Select
- Cruise control
- Multifunction steering wheel controls
- Leather wrap steering wheel
- Body coloured exterior mirrors with side turn signal
- Power adjustable exterior mirrors
- Front bucket seats
- Carpet floor
- 4-way adjustable driver seat (Single Cab)
- 6-way adjustable driver seat (Space and Crew Cab)
- 6 speakers (Space and Crew Cab)
- 16" alloy wheels (4)
- Front fog lamps



Colorado  
LTZ

Combine Colorado toughness and towing capability with an equally attention grabbing design and fit-out – that's how we built the ultimate sports/luxury pickup. Power and reliability – style and flair. It's the dream machine you can take to work – the Colorado LTZ.

## Extra impressive

You might want to keep it all for yourself – but Colorado LTZ is perfect for mates and family too. And you've got that added satisfaction knowing that this one is at the top of its game for equipment and features.

# LTZ



### LTZ delivers all LT standard features plus:

- 17" alloy wheels (4)
- 17" alloy spare wheel
- Projector headlamps
- Front fog lamps with chrome surround
- Chrome exterior mirrors with side turn signal
- Power adjustable and power folding exterior mirrors
- Chrome exterior and interior door handles
- Chrome rear bumper and tailgate handle
- LED tail lights
- Soft tonneau
- Alloy sports bar
- Side steps
- Electronic climate control
- Optional leather appointed seat trim (4x4 Crew Cab)
- Leather wrap gear knob (Manual)
- Chrome gear selector (Automatic option)
- 6-way electric adjustable drivers seat
- 8 speakers (Crew Cab)



Features

	Single Cab chassis		Crew Cab chassis pickup				Single Cab chassis		Space Cab chassis pickup		Crew Cab chassis pickup			
	4x2	4x2	4x2	4x2	4x2	4x2	4x4	4x4	4x4	4x4	4x4	4x4	4x4	4x4
	DX	LX	LX	LX	LT	LTZ	DX	LX	LX	LTZ	LX	LX	LT	LTZ
Engine and transmission														
110kW* 2.5L 4-cylinder Duramax Turbo Diesel	●													
132kW* 2.8L 4-cylinder Duramax Turbo Diesel		●	●	●	●	●	●	●	●	●	●	●	●	●
5-speed manual transmission	●	●	●	●	●	●	●	●	●	●	●	●	●	●
6-speed automatic transmission with active select		○	○	○	○	○		○	○	○	○	○	○	○
Limited Slip Differential (LSD)	●	●	●	●	●	●	●	●	●	●	●	●	●	●
Engine sump guard	●	●	●	●	●	●	●	●	●	●	●	●	●	●
Safety and handling														
Front airbags for driver and front passenger	●	●	●	●	●	●	●	●	●	●	●	●	●	●
Full length side curtain airbags	●	●	●	●	●	●	●	●	●	●	●	●	●	●
Front disc brakes	●	●	●	●	●	●	●	●	●	●	●	●	●	●
High ride height	●	●	●	●	●	●	●	●	●	●	●	●	●	●
Independent double wishbone, coil spring front suspension	●	●	●	●	●	●	●	●	●	●	●	●	●	●
Leaf spring rear suspension	●	●	●	●	●	●	●	●	●	●	●	●	●	●
Electronic Stability Control (ESC) incorporating: – Anti-lock Braking System (ABS) – Electronic Brakeforce Distribution (EBD) – Traction Control System (TCS)	●	●	●	●	●	●	●	●	●	●	●	●	●	●
Guard frame window protector				●	●							●	●	
Power steering	●	●	●	●	●	●	●	●	●	●	●	●	●	●
Front seatbelt pretensioners with load limiters	●	●	●	●	●	●	●	●	●	●	●	●	●	●
Front seatbelt sash height adjust	●	●	●	●	●	●	●	●	●	●	●	●	●	●
Rear 3-point lap sash seatbelts			●	●	●	●			●	●	●	●	●	●
Front centre lap seatbelt	●						●							
Driver seatbelt warning lamp and tone	●	●					●	●	●	●				
Driver and front passenger seatbelt warning lamp and tone			●	●	●	●					●	●	●	●
Rear seat child restraint anchor points (3)			●	●	●	●					●	●	●	●
Security														
Alarm	●	●	●	●	●	●	●	●	●	●	●	●	●	●
Remote keyless entry	●	●	●	●	●	●	●	●	●	●	●	●	●	●
Tailgate lock				●	●	●				●		●	●	●
Engine immobiliser	●	●	●	●	●	●	●	●	●	●	●	●	●	●
Flip keys (2)	●	●	●	●	●	●	●	●	●	●	●	●	●	●
Wheels														
16" x 6.5" steel wheels 245/70R16 111S tyres (4)	●	●	●	●			●	●	●		●	●		
16" x 6.5" alloy wheels 245/70R16 111S tyres (4)					●								●	
17" x 7" alloy wheel 255/65R17 110S tyres (4)						●				●				●
16" x 6.5" steel spare wheel 245/70R16 111S tyre	●	●	●	●	●		●	●	●		●	●	●	
17" x 7" alloy spare wheel 255/65R17 110S tyre						●				●				●
Exterior														
Halogen headlights	●	●	●	●	●		●	●	●		●	●	●	
Halogen projector headlights, manual levelling						●				●				●
Front fog lamps					●	●				●			●	●
Chrome front fog lamp surround						●				●				●
Tow hook – front (2)	●	●	●	●	●	●	●	●	●	●	●	●	●	●
Front mudflaps	●	●	●				●	●	●					
Front and rear mudflaps				●	●	●				●	●	●	●	●
Black exterior door handles	●						●							

● Standard   ○ Optional

Exterior continued

Body coloured exterior door handles		●	●	●	●			●	●	●	●			
Body coloured exterior door handles with chrome strip						●				●				●
Black exterior mirrors	●						●							
Body coloured exterior mirrors with side turn signal		●	●	●	●			●	●		●	●	●	
Chrome exterior mirrors with side turn signal						●				●				●
Body coloured front bumper	●	●	●	●	●	●	●	●	●	●	●	●	●	●
Black rear bumper with step				●	●							●	●	
Chrome rear bumper with step						●				●				●
Body coloured tailgate handle				●	●							●	●	
Chrome tailgate handle						●				●				●
LED tail lights						●						●		●
Soft tonneau						●						●		●
Alloy sports bar						●						●		●
Side steps						●						●		●
Driver														
Bluetooth® connectivity	●	●	●	●	●	●	●	●	●	●	●	●	●	●
Cruise control		●	●	●	●	●		●	●	●	●	●	●	●
Driver's foot rest	●	●	●	●	●	●	●	●	●	●	●	●	●	●
Multifunction driver information display featuring: – Average fuel consumption – Average speed – Distance to empty – Fuel used – Outside temperature – Digital speedometer – Odometer – Trip meter – Timer	●	●	●	●	●	●	●	●	●	●	●	●	●	●
Ice blue illuminated cluster	●	●	●	●	●	●	●	●	●	●	●	●	●	●
Power adjustable exterior mirrors		●	●	●	●			●	●			●	●	
Power adjustable and power folding exterior mirrors						●						●		●
Steering wheel height adjust		●	●	●	●	●		●	●	●	●	●	●	●
Multifunction steering wheel controls featuring: – Bluetooth® – Cruise control – Audio controls		●	●	●	●	●		●	●	●	●	●	●	●
Leather wrap steering wheel		●	●	●	●	●		●	●	●	●	●	●	●
Leather wrap gear knob (manual)						●				●				●
Chrome gear selector (automatic)						●				●				●
Variable intermittent wipers	●	●	●	●	●	●	●	●	●	●	●	●	●	●
Rear window demister			●	●	●	●				●	●	●	●	●
Entertainment														
CD audio system with MP3 player compatibility	●	●	●	●	●	●	●	●	●	●	●	●	●	●
Speaker: Quantity	4	4	6	6	6	8	4	4	6	6	6	6	6	8
Steering wheel mounted audio controls		●	●	●	●	●		●	●	●	●	●	●	●
USB input with iPod® connectivity	●	●	●	●	●	●	●	●	●	●	●	●	●	●
Auxiliary input	●	●	●	●	●	●	●	●	●	●	●	●	●	●
Roof mounted antenna	●	●	●	●	●	●	●	●	●	●	●	●	●	●

\* Maximum figures as per ECE regulations



Features

	Single Cab chassis		Crew Cab chassis pickup				Single Cab chassis		Space Cab chassis pickup		Crew Cab chassis pickup			
	4x2	4x2	4x2	4x2	4x2	4x2	4x4	4x4	4x4	4x4	4x4	4x4	4x4	4x4
	DX	LX	LX	LX	LT	LTZ	DX	LX	LX	LTZ	LX	LX	LT	LTZ
Seating														
Cloth seat trim	●	●	●	●	●	●	●	●	●	●	●	●	●	●
Leather appointed seat trim														○
Front split bench seat	●						●							
Front bucket seats		●	●	●	●	●		●	●	●	●	●	●	●
4-way adjustable driver seat	●	●					●	●						
6-way adjustable drivers seat			●	●	●				●		●	●	●	
6-way electric adjustable drivers seat						●			●					●
4-way adjustable front passenger seat		●						●	●	●				
6-way adjustable front passenger seat			●	●	●	●					●	●	●	●
Two rear folding jump seats									●	●				
Head restraints – Driver and front passenger	●	●	●	●	●	●	●	●	●	●	●	●	●	●
Head restraints – Two rear outboard passengers			●	●	●						●	●	●	
Head restraints – Three rear passengers						●								●
Rear seat centre armrest						●								●
Cabin comfort														
Air conditioning	●	●	●	●	●	●	●	●	●	●	●	●	●	●
Electronic climate control						●				●				●
Power windows, with express driver up and down	●	●	●	●	●	●	●	●	●	●	●	●	●	●
Dual front reading lamps			●	●	●	●			●	●	●	●	●	●
Centre dome lamp	●	●	●	●	●	●	●	●	●	●	●	●	●	●
Two 12 volt power outlets in centre dash (one in DX)	●	●	●	●	●	●	●	●	●	●	●	●	●	●
12 volt power outlet in rear of centre console			●	●	●	●					●	●	●	●
Vanity mirror on front passenger sunvisor with cover		●	●	●	●	●		●	●	●	●	●	●	●
Chrome interior door handles						●				●				●
Driver and front passenger pillar assist handle	●	●	●	●	●	●	●	●	●	●	●	●	●	●
Front passenger overhead assist handle		●	●	●	●	●		●	●	●	●	●	●	●
Rear passenger overhead assist handles			●	●	●	●					●	●	●	●
Floor covering – vinyl	●						●							
Floor covering – carpet		●	●	●	●	●		●	●	●	●	●	●	●
Storage and Cargo														
Front dual cup holders in dash	●	●	●	●	●	●	●	●	●	●	●	●	●	●
Front dual cup holders in centre console		●	●	●	●	●		●	●	●	●	●	●	●
Rear cup holder									●	●				
Dual glovebox	●	●	●	●	●	●	●	●	●	●	●	●	●	●
Door pockets with integrated bottle storage	●	●	●	●	●	●	●	●	●	●	●	●	●	●
Upper dash storage compartment	●						●							
Upper dash storage compartment with lid		●	●	●	●	●		●	●	●	●	●	●	●
Rear seats with 60/40 split fold base and under seat storage			●	●	●	●					●	●	●	●
Driver and front passenger seat back pocket						●			●					●
Coat hooks (2)			●	●	●	●					●	●	●	●

● Standard   ● Optional



Genuine Holden Accessories

There's an exciting range of Genuine Holden Accessories available to personalise your vehicle. Please ask for the Colorado Accessories Poster (AD13141) for more information.

Technical specifications

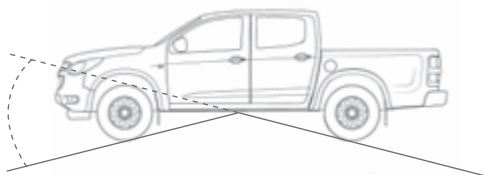
	2.5L 4-cylinder Duramax Turbo Diesel	2.8L 4-cylinder Duramax Turbo Diesel	
Engine	2.5L double overhead cam 4-cylinder common rail injection Duramax Turbo Diesel with 4 valves per cylinder	2.8L double overhead cam 4-cylinder common rail injection Duramax Turbo Diesel with 4 valves per cylinder	
Capacity (cc)	2449	2776	
Compression ratio	16.5:1	16:1	
Bore x stroke (mm)	92 x 94	94 x 100	
Maximum power (ECE, kW)*	110 @ 3800rpm	132 @ 3800rpm	
Maximum torque (ECE, Nm)*	350 @ 2000rpm	440 @ 2000rpm – manual	470 @ 2000rpm – automatic
Gear ratios	5-speed manual	5-speed manual	6-speed automatic
1st	4.08	4.08	4.06
2nd	2.29	2.29	2.37
3rd	1.47	1.47	1.55
4th	1.00	1.00	1.16
5th	0.73	0.73	0.85
6th			0.67
Reverse	3.80	3.80	3.20
Final drive ratio	4.10	3.73	3.42
Transfer case ratio (4x4 only)			
Low range		2.62 : 1	
High range		1 : 1	
Fuel tank capacity (L)	76	76	
Fuel	Diesel	Diesel	
Electronic Stability Control (ESC)	Incorporating: Anti-lock Braking System (ABS), Electronic Brakeforce Distribution (EBD), Traction Control System (TCS)		
Brakes	Front disc, rear drum brakes		
Front diameter (mm)	300	300	
Rear diameter (mm)	295	295	
Track: Front and rear (mm)	1570	1570	
Turning circle (kerb to kerb, m)	12.7	12.7	
4x4 system		Electronic select shift on the fly 4x4, 2-speed transfer case (4x4 models only)	
Suspension	Independent double wishbone, coil spring front suspension Leaf spring rear suspension		
Steering	Rack and pinion		
Service	The complimentary inspection is due at 3,000km or 3 months (whichever occurs first). The first service is due at 15,000km or 9 months (whichever occurs first) and then every 15,000km or 9 months (whichever occurs first) since the last service. Additional services may be required under certain driving conditions such as when towing (refer to Owner's Handbook)		
Angles^	Approach angle (°)	Departure Angle (°)	Ramp breakover angle (°)
All models	30	22 <sup>#</sup>	23 <sup>#</sup>



Approach angle



Departure angle






Ramp breakover angle

\* Maximum figures as per ECE regulations  
^ At kerb mass  
# Pickup variants only



Body styles

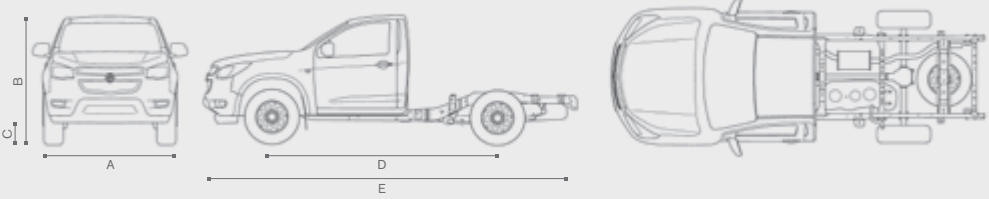
Single Cab		4x2	4x4
	Chassis	DX, LX	DX, LX
Space Cab			
	Chassis	–	LX
	Pickup	–	LTZ
Crew Cab			
	Chassis	LX	LX
	Pickup	LX, LT, LTZ	LX, LT, LTZ

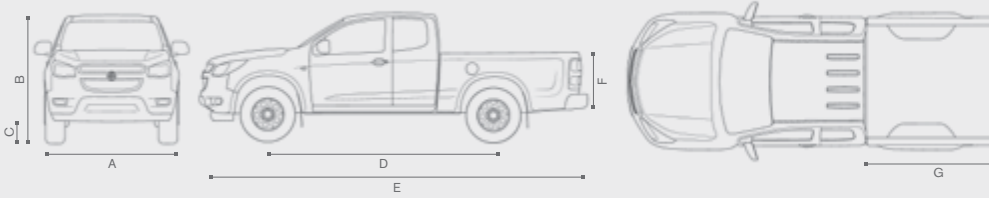
Weights

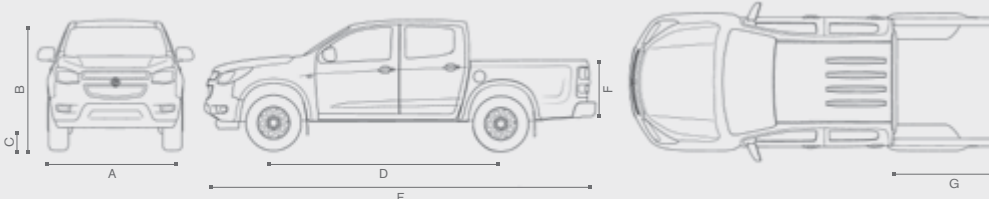
	4x2				4x4					
	2.5L Engine		2.8L Engine				2.8L Engine			
Gross Vehicle Mass (GVM) (kg)	3150		3150				3150			
Gross Combined Mass (GCM) (kg)	6000		6000				6000			
Payload*	Please refer to the vehicle load calculator on the inside back page of this brochure									
Wade Depth (mm)	600		600				600			
Tow ball load (kg) ^	300		350				350			
Towing Mass* (kg)										
Braked	3000		3500				3500			
Unbraked	750		750				750			
Kerb Mass (kg)	Chassis		Chassis		Pickup		Chassis		Pickup	
Single Cab	Man	Auto	Man	Auto	Man	Auto	Man	Auto	Man	Auto
DX	1667	–	–	–	–	–	1767	–	–	–
LX	–	–	1671	1668	–	–	1773	1770		
Space Cab										
LX	–	–	–	–	–	–	1868	1867	–	–
LTZ	–	–	–	–	–	–	–	–	2073	2070
Crew Cab										
LX	–	–	1824	1821	1966	1963	1926	1923	2068	2065
LT	–	–	–	–	1958	1955	–	–	2053	2050
LTZ	–	–	–	–	2006	2009	–	–	2108	2111


\* Please refer to inside back page of this brochure for vehicle loading calculator  
^ Maximum load with braked trailer

Vehicle dimensions

Single Cab exterior dimensions (mm)	A	B	C	D	E	F	G	H	I
Chassis	1882	1785	210	3096	5147	–	–	–	–
									

Space Cab exterior dimensions (mm)	A	B	C	D	E	F	G	H	I
Chassis	1882	1780	210	3096	5127	–	–	–	–
Pickup	1882	1780	210	3096	5347	466	1795	1122	1534
									

Crew Cab exterior dimensions (mm)	A	B	C	D	E	F	G	H	I
Chassis	1882	1780	210	3096	5127	–	–	–	–
Pickup	1882	1780	210	3096	5347	466	1484	1122	1534
	<div><div>A body width B height C ground clearance D wheelbase E length F tray height G tray length H tray width btw. arches I tray width</div></div>								

Interior dimensions (mm)	Front Headroom	Rear Headroom	Front Legroom	Rear Legroom	Front Shoulder Room	Rear Shoulder Room
Single Cab	1014	–	1049	–	1462	–
Space Cab	1005	950	1049	739	1458	1481
Crew Cab	1005	973	1049	914	1458	1450
						



Trims and colours

Exterior colours



Summit White



Sizzle



Black Sapphire\*



Nitrate\*



Royal Grey\*



Oceanic\*



Blue Mountain\*

Capacity calculator

How to calculate your safe driving load

You should read the following carefully, as the concepts explained could significantly influence the Colorado model you choose.

Safe operation of a light commercial vehicle demands careful attention to two vital aspects of loading: balance and safe operating limits. A vehicle that is overloaded or carries unbalanced loads, will experience reduced life due to the excess demands placed on its frame, transmission, axles, hubs and tyres.

Cab chassis recommended body lengths

When fitting a custom built body, Holden recommends maximum allowable lengths\* that will support the application of the Holden tow bar and ensure the rear axle capacity is not exceeded. Excess overhang must also be avoided as it can affect vehicle balance and road holding, as well as departure angles.

When fitting a body or tray to a Colorado Cab chassis model, your Holden Sales Consultant can advise whether the fitment proposed is compliant with vehicle and transport regulations in your state.

Generally speaking, your Holden Colorado must be correctly specified for its intended application. Inappropriate modifications to the standard vehicle specification may result in overloading which can affect:

- vehicle performance and safety
- your New Vehicle Warranty to the extent that Holden considers it impacts upon the specifications and quality of your vehicle

Always discuss your intentions with your Holden Sales Consultant.

Front and rear axle loads

Front and rear axle load limits ensure your Colorado's axles have sufficient strength to carry the total weight of the vehicle's body and mechanicals – along with cargo, accessories, tow ball load and passengers – and still retain a considerable capacity safety margin to cope with weight transfer as the vehicle brakes, accelerates, rolls in corners and goes over bumps.

The maximum allowable front axle load is 1450kg.  
The maximum allowable rear axle load is 1850kg.

Gross Vehicle Mass (GVM)

Gross Vehicle Mass or 'GVM' is the maximum laden mass of the vehicle.

It is based on design factors that include:

- strength of the vehicle frame
- suspension
- tyre rating
- axle capacities

The maximum GVM for all Colorado models is 3,150kg (which cannot be exceeded).

Towing and Gross Combined Mass (GCM)

The GCM is a maximum total mass for vehicle, payload and braked trailer combined. The maximum towing capacity may require the vehicle load to be reduced to ensure the GCM limit for the vehicle is not exceeded.

The maximum GCM for all Colorado models is 6000kg (which can not be exceeded).

Kerb Mass

Kerb Mass is the weight of the vehicle with standard equipment when it is unoccupied, unladen and has its fuel tank and all other fluid reservoirs filled to their nominated capacity.

Optional accessories and cargo carrying devices – for example, the tray body for Colorado Cab chassis models – are excluded from the Kerb Mass calculation.

Kerb Mass figures for the various Colorado models, engine and drive variants are provided in the technical specifications section of this brochure.

Payload

Payload is the total mass the finished vehicle is permitted to carry, and is calculated by subtracting the vehicle's Kerb Mass from the Gross Vehicle Mass. Payload includes the mass of the driver, any passengers, options or accessories, including the tray or customised body as well as the cargo.

Vehicle Loading Calculator – Not Towing

Vehicle:	
Gross Vehicle Mass (GVM):	kg
less Kerb Mass:	(refer to weights table in brochure) kg
less All Occupants	kg
less Mass of any optional accessories (if fitted to vehicle)	
Tow Bar Package:	kg
Canopy:	kg
Cargo Mat:	kg
Fitted Body/Tray:	kg
Other:	kg
Other:	kg
<b>= Remaining Load Capacity*:</b>	

Vehicle Load Calculator – Towing

Vehicle:		Example 1 Light Towing 1000kg Trailer	Example 2 Heavy Towing 3500kg Trailer
Gross Combined Mass (GCM):		kg	6,000 kg
less Trailer Axle Load:	(Total Trailer mass less tow ball load) kg	6,000 kg	6,000 kg
	(NOTE: This value must not exceed the GVM of 3,100 kg. If this value is greater you must use 3,100 kg to continue calculating the Colorado's remaining load capacity.)	900 kg	3,150 kg
<b>= Total</b>		kg	5,100 kg 3,150 kg
less: Kerb Mass:	(refer to weights table in brochure) kg	1,867 kg	2,009 kg
less: Tow Ball Load:	(refer to towing section of owners handbook) kg	100 kg	350 kg
less: All Occupants:	kg	160 kg	160 kg
less: Mass of any optional accessories (if fitted to vehicle)			
Tow Bar Package:	kg	37* kg	30* kg
Canopy:	kg		73 kg
Cargo Mat:	kg	13 kg	
Fitted Body/Tray:	kg	135 kg	
Other:	kg		
Other:	kg		
<b>= Remaining Load Capacity*:</b>		kg	838 kg 228 kg



More choices. More benefits. More reasons to drive a Holden.

For more than 60 years, Holden has been giving Australians the confidence of knowing they're behind the wheel of a quality vehicle, backed by a nationwide network of dealers. With HoldenWise, we're now giving you even more reasons to feel good about driving home in a Holden. You can pick and choose from the solutions you want, giving you complete peace of mind long after you've left the showroom.

For more information visit [www.holden.com.au/holdenwise](http://www.holden.com.au/holdenwise)

	<p>Customer Care</p> <p>With more than 240 dealerships Australia-wide, a Holden Dealer is never far away. Our Holden Customer Assistance Centre is also available to answer any questions over the phone.</p> <p><b>Call 1800 033 349 (8am – 7pm Mon-Fri, 9am – 1pm on Sat (EST)).</b></p>		<p>Capped Price Servicing</p> <p>With Capped Price Servicing, you'll know exactly what your standard service costs will be in advance. You'll pay no more than a low capped price for the first four standard scheduled log book services* for the first three years or 60,000 km, whichever comes first.</p>
	<p>New Vehicle Warranty</p> <p>Every new Holden comes with a New Vehicle Warranty, covering your Holden for 3 years (from date of first registration) or 100,000 kilometres, whichever comes first. Refer to the enclosed 'Holden Voluntary Warranty' flyer for full terms, conditions and exclusions.</p>		<p>Holden Leasing</p> <p>Holden Leasing looks after fleet management and vehicle leasing for commercial, SME and public sector businesses. We source the right vehicles at a competitive price and arrange finance, delivery, maintenance and repairs.</p>
	<p>Genuine Service</p> <p>Holden has one of Australia's largest service networks. Servicing your Holden at an authorised Holden Service Centre gives you complete confidence, knowing that only Holden Dealership Technicians have access to regular Holden factory training and equipment.</p>		<p>Holden Insurance</p> <p>Holden Insurance arranges a number of competitively priced insurance products, providing tailor-made protection. With a unique mix of standard features and policy options, you can customise your policy to find the right level of protection.</p> <p><b>For more information, call the Holden Insurance hotline on 1300 784 026.</b></p>
	<p>Genuine Parts</p> <p>Holden Genuine Parts are designed and built to our exacting standards, ensuring your Holden continues to perform to its full potential. Holden Genuine Parts are made to meet our rigorous specifications and every single one is covered by a manufacturer warranty. Refer to the enclosed 'Holden Voluntary Warranty' flyer for full terms, conditions and exclusions.</p>		<p>Holden Rental</p> <p>If you want an extra vehicle, Holden Rental can keep you on the road. There are no minimum or maximum rental periods. And with no limit on the kilometres you can drive. All Holden Rental vehicles we offer are less than six months old and have low kilometres.</p>
	<p>Genuine Accessories</p> <p>Add an individual touch to your Holden with our extensive range of Genuine Holden Accessories. Each one is tested by Holden or GM Engineers in accordance with Holden's own demanding standards and Australian Design Rules (ADRs)*.</p>		<p>Service Express</p> <p>Holden's Service Express is a fast, convenient way to have your car serviced. No more leaving your car at a dealership all day – you can get it done in around an hour.</p>
	<p>Roadside Assistance</p> <p>Every new Holden comes with Holden Roadside Assistance. It's one of Australia's most comprehensive assistance packages, with more than 3,000 Roadside Assistance patrols nationwide. Or, for even more benefits, membership can be upgraded to Holden Ultra Roadside Assistance.</p>		<p>Pitstop Tyre Service</p> <p>Pitstop Tyre Service is a competitive, convenient way to maintain the safety of your vehicle. Trained Holden Technicians will inspect or replace your tyres using state-of-the-art precision equipment and check other components like brakes, giving you complete confidence.</p>
	<p>Extended Warranty</p> <p>The Holden Extended Factory Warranty covers all parts and workmanship originally covered by the New Vehicle Warranty, which is not already covered under the statutory Australian consumer laws. Holden Extended Factory Warranty is issued, fully supported &amp; endorsed by Holden and its Dealer network. Refer to <a href="http://holden.com.au">holden.com.au</a> or contact your Holden Dealer for details.</p>		<p>Genuine Holden Accessories</p> <p>There's an exciting range of Genuine Holden Accessories available to personalise your vehicle. Please ask for the Colorado Accessories poster (AD13141) for more information.</p>

\* This figure is the maximum load your vehicle is permitted to carry without exceeding its GVM/GCM rating. The load must be appropriately distributed and the maximum allowable front and rear axle load limits must not be exceeded.  
\* Speak to your Holden Dealer for more information on recommended body lengths.  
^ Two different tow bar masses shown; one for pick up box and one for cab chassis models.

\* Where ADRs apply for the product  
\* Subject to the Capped Price Servicing terms and conditions, this will be a maximum capped amount for each service, up to four standard scheduled services (as specified in the Service Warranty Booklet).



Bluetooth® is a registered trademark and logo of Bluetooth SIG, Inc  
iPod® is a registered trademark of Apple Inc

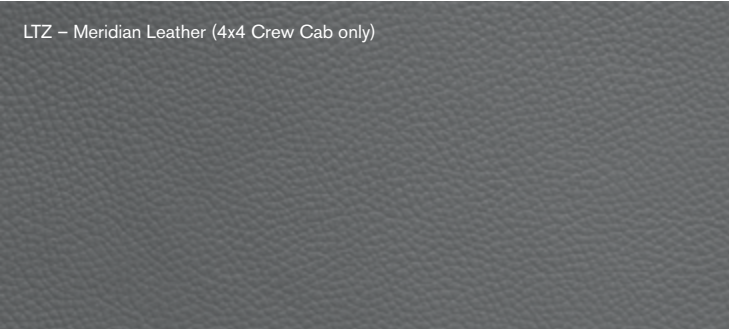


Cover image: Colorado LTZ 4x4 Crew Cab Pickup in Sizzle

A word about this catalogue. We have tried to make this catalogue as comprehensive and factual as possible. However, since the time of printing some of the information you'll find here may have been updated. Also, some of the equipment shown or described through this catalogue may have been changed and / or is available at extra cost. Further, GM Holden Ltd ABN 84 006 893 232, reserves the right to make changes at any time without notice, in prices, colours, materials, equipment and models. Your Holden Dealer has details, and before ordering, you should ask them to bring you up to date. No Holden Dealer or other person is authorised or permitted to give or make any statement, assertion or undertaking in relation to the quality, performance characteristics, descriptions or fitness for any purpose of any Holden product which is at variance with any written statement, assertion or undertaking on any of these subjects given or made by GM Holden Ltd in its published sales literature, and GM Holden Ltd does not accept any liability for any such unauthorised action. GM Holden Ltd has authorised Dealers in many parts of Australia for the sale of service parts and the provision of service to owners of Holden's products. Every endeavour is made to ensure that such Dealers carry adequate stocks of service parts, but GM Holden Ltd doesn't make any promise other than that contained in the New Vehicle Warranty given by GM Holden Ltd that such parts or service facilities will be available at any specific location or at any particular time. Express warranties offered for Holden products are subject to the conditions set out in all vehicle handbooks. Details also available from GM Holden Ltd on request. Copyright GM Holden Ltd. August 2012 TANK 10269.3 AD13135

Exterior colours and trims

Model	Exterior colour		Cloth trim				
	Solid	Prestige*					
	Summit White Sizzle	Black Sapphire* Nitrate* Royal Grey* Oceanic* Blue Mountain*					
4x2							
DX	●	● ● ●	Very Dark Ash Grey				
LX / LT	●	● ● ●	Dark Ash Grey				
LTZ	● ●	● ● ● ● ●	Dark Ash Grey				
4x4							
DX	● ●	● ● ● ● ●	Very Dark Ash Grey				
LX / LT	● ●	● ● ● ● ●	Dark Ash Grey				
LTZ	● ●	● ● ● ● ●	Dark Ash Grey				
LTZ	● ●	● ● ● ● ●	Meridian Leather (4x4 Crew Cab only)				

Cloth seat trim



\* Prestige paints are available at an additional cost and certain colours may not be available from time to time.

Variations between colours shown and actual paint colours/interior trim colours may occur due to the printing process. Actual vehicle colours may appear different under certain light conditions. Trim patterns are not to scale. Indicative only. Customers are encouraged to contact their Holden Dealer for current colour availability.

holden.com.au

