

1

9

8

8

FORD CLUB WAGON



FORD CLUB WAGON FOR 1988



Best-built American trucks seven years running. For the past seven consecutive years, Ford quality has led all other American automotive companies, based on an average of owner-reported problems in a series of surveys of '81-'87 models designed and built in North America.

Ford Club Wagon is built to high quality standards, and backed by extensive warranty coverage such as 6 years or 60,000 miles on major powertrain components. And Club Wagon has exclusive Ford features that set it apart from other full-size passenger vans.

Considering all its capabilities, its great all-around performance and versatility, you could call Club Wagon an ideal vehicle for families. And for van pooling, it's hard to beat the 15-pass. Super Wagon.

Club Wagon XL sets high standards of value that are tough to beat in full-size passenger vans. XL comes with front bucket seats upholstered in premium vinyl (shown on page 4). The door trim panels have woodtone inserts and handy map pockets. The floor carpeting is full length and insulated.

On the instrument cluster are ammeter, engine temperature and oil pressure gauges — plus woodtone appliques and four air registers. In addition to the two continuous speeds, the windshield wipers can be set at variable intermittent speeds for light rain or mist.

XL Trim also includes an electronic AM radio with digital clock, pivoting front vent windows, halogen headlights, tinted glass, bright low-mount outside swing-away mirrors, and much more.

Club Wagon XLT is every bit as handsome as it is spacious and comfortable. In XLT's list of deluxe features are dual front Captain's Chairs with cloth and vinyl trim plus convenient seat back recliners. The sun visors and the full-length headliner are trimmed in color-keyed cloth.

Also standard in XLT are a dual beam dome/map light, an under-hood light, and a "headlights-on" audible alert. You get a color-keyed vinyl spare tire cover with storage pocket, too.

Outside, Club Wagon XLT is distinguished by a chrome grille with bright surround molding, lower bodyside moldings, chrome bumpers with black bumper rub strips, and sport wheel covers. Club Wagon XLT is a passenger van you'll drive in comfort and own with pride.



Club Wagon XLT in Deluxe Two-Tone Deep Shadow Blue Metallic and Colonial White.

Super Wagon XL in Medium Silver Metallic.

Some equipment shown may be optional. See options list on page 9.



FULL-SIZE MEASURE OF SPACE AND COMFORT

The choices. There are many in Ford Club Wagon. The E-150 and E-250 Regular Wagon models are more spacious, more versatile, and deliver a great deal more towing muscle than the largest conventional station wagon. The E-350 Super Wagon adds 20 more inches of inside length and offers standard seating for 15 passengers — ideal for van pooling.

Choose your model and then select your seating arrangement. On page 5 you'll find them all conveniently illustrated by model (E-150, E-250, E-350). Front bucket seats, luxurious Captain's Chairs, 3- and 4-passenger rear bench seats, and the rear seat/bed come in a variety of combinations to suit your needs. The 3-passenger bench design has a "quick-

release" feature which makes the seat easy to remove if you need additional cargo space.

In Club Wagon you have exceptional roominess, comfort and versatility. Plus Ford's "out-front" design. With the engine located forward of the passenger compartment, there's more than a foot of clearance between the engine cover and each front seat for convenient access to the rear passenger and cargo compartments. With the forward location of the wheelhousings, entering or leaving by the front doors is also convenient. And 26 key service items are under the hood for easy maintenance. The "out-front" design is an exclusive feature you'll find only in a full-size passenger van from Ford. Its great convenience puts Club Wagon in a class by itself.



Club Wagon XLT interior in Chestnut.



Club Wagon XL interior in Regatta Blue.



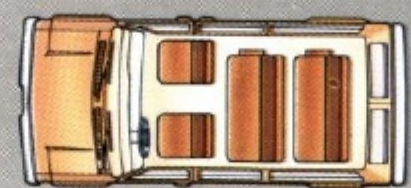
Club Wagon XLT instrument panel in Chestnut.



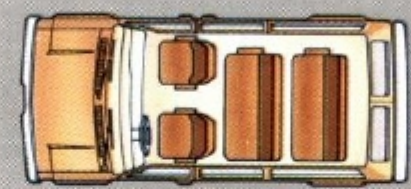
The new optional engine cover console includes concealed storage compartments, cup holders, snack tray and coin holder.

E-150 Club Wagon Seating

Standard 8-passenger seating

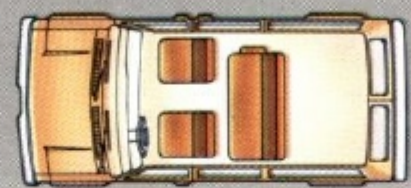


XL Trim: Bucket seats and 3-pass. bench seats.

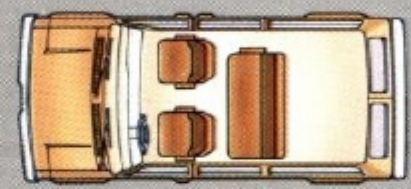


XLT Trim: Captain's Chairs and 3-pass. bench seats.

Optional 5-passenger seating

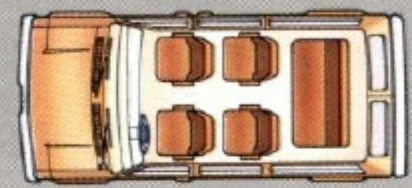


XL Trim: Bucket seats and 3-pass. bench seat.

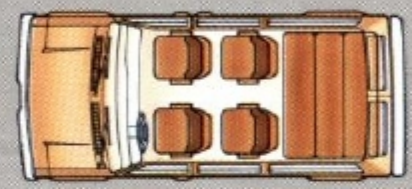


XLT Trim: Captain's Chairs and 3-pass. bench seat.

Optional 7-passenger seating

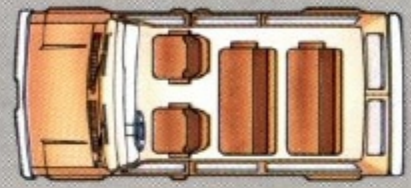


XLT Trim: Quad Captain's Chairs and 3-pass. bench seat.



XLT Trim: Quad Captain's Chairs and 3-pass. seat/bed.

Optional 8-passenger seating




XL Trim: Captain's Chairs and 3-pass. bench seats.



XLT Trim: Captain's Chairs, 3-pass. bench seat, 3-pass. seat/bed.

E-250 Club Wagon Seating

Standard 12-passenger seating




XL Trim: Bucket seats, 3-pass. bench seats, 4-pass. bench seat.

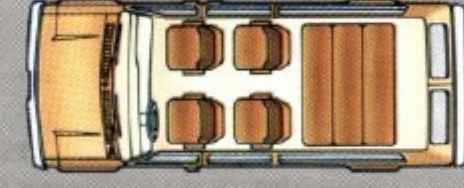


XLT Trim: Captain's Chairs, 3-pass. bench seats, 4-pass. bench seat.

Optional 7-passenger seating



XLT Trim: Quad Captain's Chairs and 3-pass. bench seat.

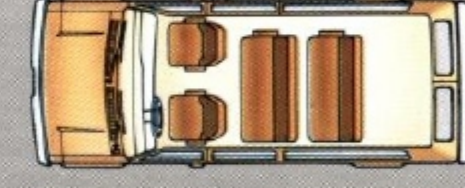


XLT Trim: Quad Captain's Chairs and 3-pass. seat/bed.

Optional 8-passenger seating

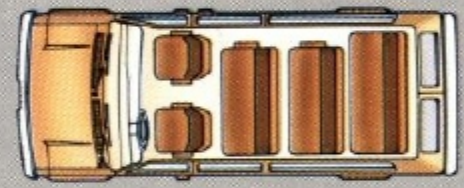


XL Trim: Bucket seats and 3-pass. bench seats.



XL/XLT Trims: Captain's Chairs and 3-pass. bench seats.


Optional 12-passenger seating



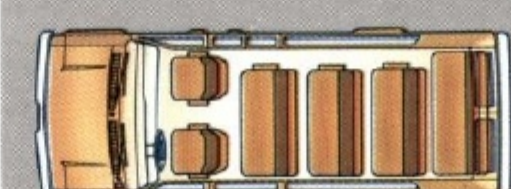
XL Trim: Captain's Chairs, 3-pass. bench seats, 4-pass. bench seat.

E-350 Super Wagon Seating

Standard 15-passenger seating

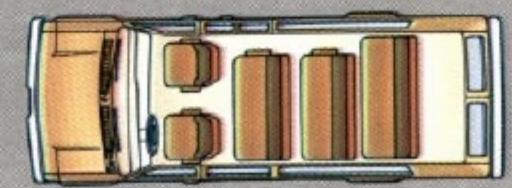


XL Trim: Bucket seats, 3-pass. bench seats, 4-pass. bench seat.




XLT Trim: Captain's Chairs, 3-pass. bench seats, 4-pass. bench seat.

Optional 12-passenger seating

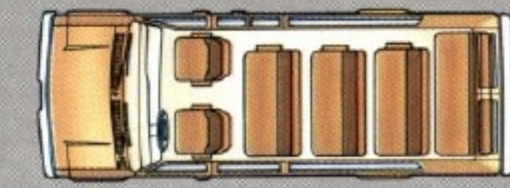


XL Trim: Bucket seats, 3-pass. bench seats, 4-pass. bench seat.



XL/XLT Trims: Captain's Chairs, 3-pass. bench seats, 4-pass. bench seat.

Optional 15-passenger seating



XL Trim: Captain's Chairs, 3-pass. bench seats, 4-pass. bench seat.

Some equipment shown may be optional. See options list on page 9.

ENGINEERED FOR PERFORMANCE AND COMFORT

Club Wagon passenger vans are engineered by Ford to provide the kind of performance and ride comfort that only a full-size van can deliver.

In Club Wagon you have a line of powerful engines, from the standard 4.9L EFI I-6 on up to the high-cube 7.5L EFI V-8 and the 7.3L Diesel. The proven toughness of body-on-

The standard 4.9L EFI I-6 has for years been the biggest Six in its class. For 1988, the 4.9L in the E-150 model is teamed with a standard 3-speed automatic transmission.

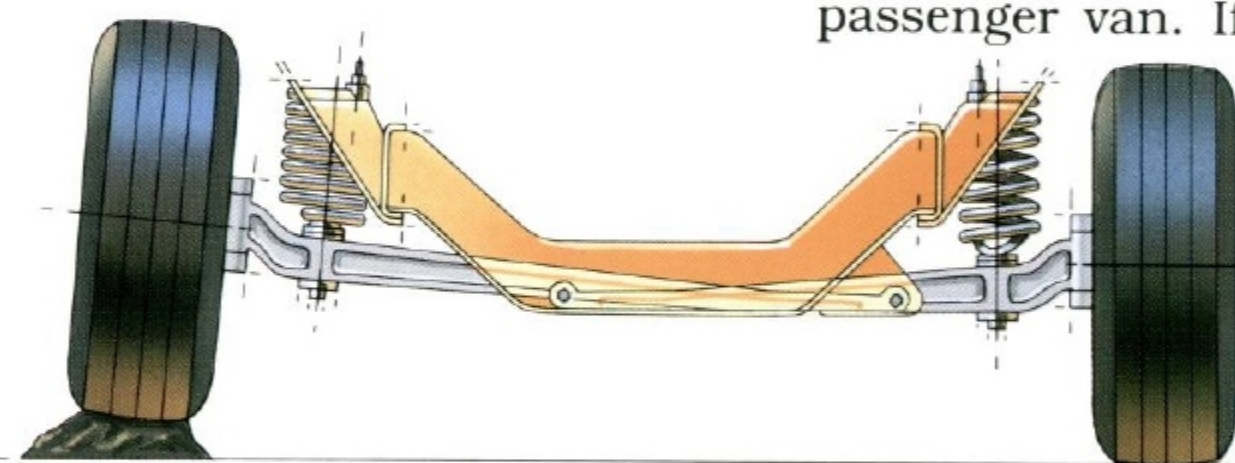
Then there is Club Wagon's wide choice of V-8 engines. The 5.0L EFI with 4-speed automatic overdrive, optional in E-150, is the most powerful small V-8 in a full-size passenger van. If you need

even more power for a heavy-duty application such as trailer towing, choose the 5.8L EFI which allows for a maximum 14,000-lb. gross combination weight rating (GCWR).

For the big Class IV trailers, go with the high-cube 7.5L EFI (in E-250 or E-350), the biggest V-8 available in a light truck. It allows for a GCWR of 18,500 pounds and a gross trailer weight of 10,000 pounds.

Serpentine single accessory belt drive

The 4.9L, 5.0L and 5.8L EFI engines feature a serpentine accessory belt drive which offers a number of serviceability benefits. There's only one belt to remove and replace, not several. And because it is a single belt, access to front-mounted engine components is easier. Also, the need for adjustment is eliminated because the belt has a self-tensioning idler pulley.



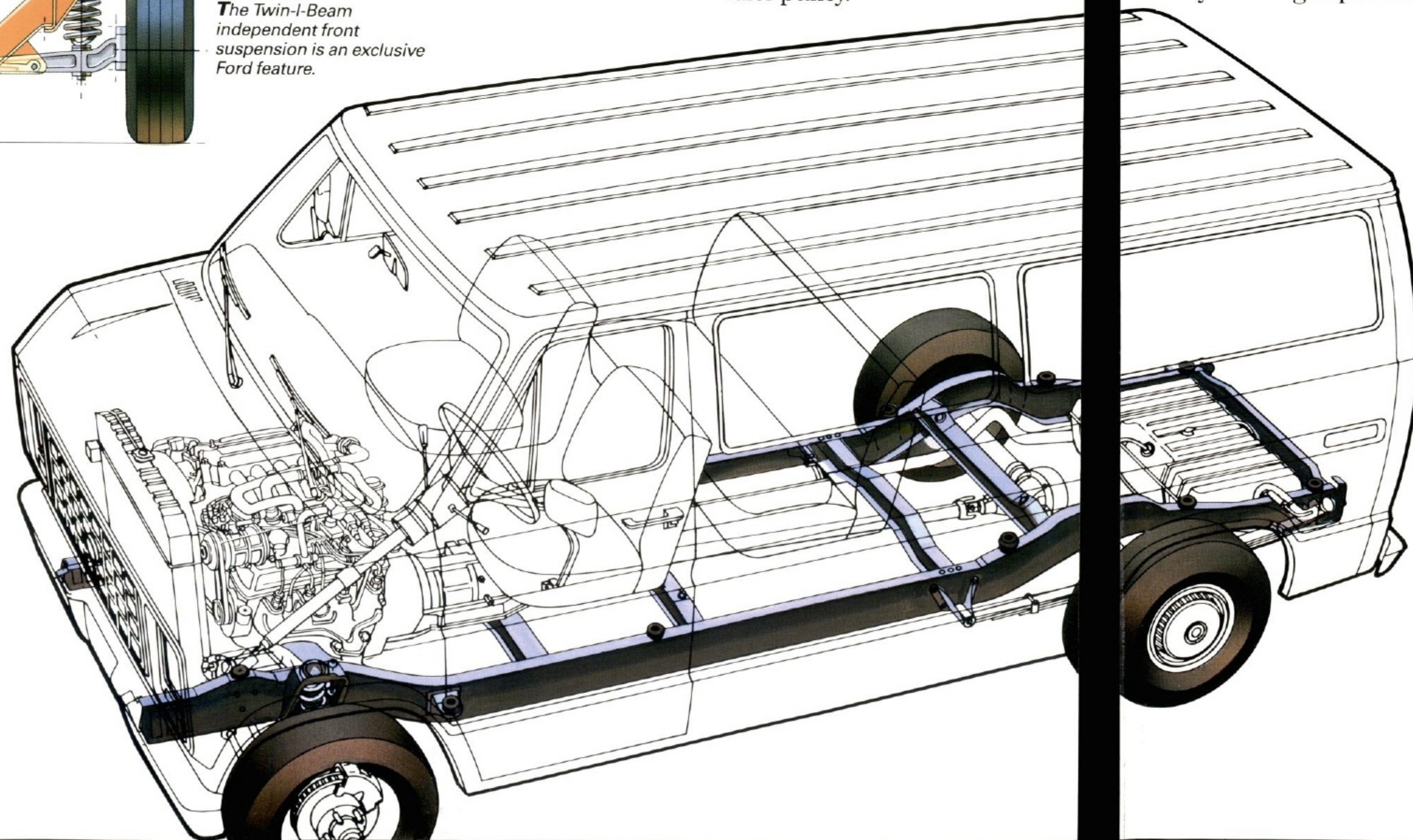
The Twin-I-Beam independent front suspension is an exclusive Ford feature.

frame construction. And the ride quality of Ford's Twin-I-Beam independent front suspension system.

Outstanding performance and ride comfort make the full-size Ford Club Wagon an ideal vehicle for carrying people, whether you drive an E-150 or E-250 model for family use around town or on vacation, or commute with others to your place of work in a 15-passenger E-350 Super Wagon.

Powerful electronic fuel-injected gas engines

All gas-powered engines in Club Wagon for 1988 are equipped with multiple-port electronic fuel injection (EFI), which provides smoother overall operation plus easier starting in all weather conditions.



Greater diesel V-8 performance

The largest and most powerful diesel engine in full-size vans has gotten even larger and more powerful. The displacement of the optional V-8 diesel engine, available in Club Wagon E-250 and E-350 models, has been increased from 6.9 to 7.3 liters.

You not only have greater diesel performance, but also fuel economy higher than what you'd get in a comparably sized gas-powered V-8.

The 7.3L diesel delivers plenty of muscle for trailer towing, allowing for a 14,000-lb. GCWR and a gross trailer weight rating of 8,000 pounds.

Exclusive body-on-frame construction

If you want a full-size passenger van with the advantages of body-on-frame construction, your only choice is Ford Club Wagon. The parallel ladder-type frame has full-length, heavy-gauge side rails with up to seven crossmembers. It's one of many ways Club Wagons are Built Ford Tough!

Exclusive Twin-I-Beam front suspension

With this front suspension system, each wheel has its own forged I-beam axle and separate big coil spring to handle rough road conditions independently. The coil springs are computer-selected to match automatically the gross vehicle weight rating (GVWR) and the weight of optional equipment. The Twin-I-Beam system is designed for ruggedness as well as outstanding ride smoothness.

Club Wagon's body/chassis features: strong body-on-frame construction, Twin-I-Beam independent front suspension, rugged leaf-spring rear suspension, power steering and brakes, plus gas-pressurized shock absorbers (E-150).



Club Wagon, properly equipped, can tow a heavy boat or trailer.

SPECIFICATIONS

Equipment		E-150	E-250/350
Powertrains	Std.	4.9L EFI I-6/3-Spd. Auto.	4.9L EFI I-6/3-Spd. Auto. (1)
	Opt.	4.9L EFI I-6/4-Spd. Auto. OD	5.8L EFI V-8/3-Spd. Auto.
		5.0L EFI V-8/4-Spd. Auto. OD	7.5L EFI V-8/3-Spd. Auto.
		5.8L EFI V-8/3-Spd. Auto.	7.3L V-8 Diesel/3-Spd. Auto.
Fuel capacity:			
	— Single tank (gal.)	Std. 22.0	22.0
	— Auxiliary tank (gal.)	Opt. 16.0	16.0
Electrical:			
	— Battery (amp-hr.)	Std. 71	71 (dual 83 with Diesel)
	— Alternator (amp)	Std. 70(2)	70(2); 100 with Diesel
Steering	Std.	Power	Power
Brakes	Std.	Power	Power
Construction	Std.	Body-on-frame	Body-on-frame
Shock absorbers	Std.	Front/rear gas-pressurized	Front/rear hydraulic
	Opt.	Heavy-duty(3)	Heavy-duty(3)
Springs (combined rating @ ground):			
	— Front coil	Std. Computer-selected	Computer-selected
	— Rear leaf (single-stage)	Std. Computer-selected	Computer-selected
Tires	Std.	Five P235/75Rx15XL BSW all-season	Five LT215/85Rx16E (E-250) BSW all-season
			Five LT235/85Rx16E (E-350) BSW all-season
	Opt.	White sidewalls	—

OD = Overdrive. (1) Not available in California. (2) 70-amp with 4.9L EFI I-6 engine only. 60-amp with all other engines. (3) Available with Handling Package only; heavy-duty front springs (E-250/E-350 only), heavy-duty shock absorbers (twin-tube low-pressure in E-150), and front stabilizer bar.

DIMENSIONS

Exterior				
Series	Wheelbase	Tread front/rear	Overall Length	Maximum Height (empty)
E-150	138"	69.4/67.0"	206.8"	80.9"
E-250	138"	68.4/66.0"	206.8"	83.5"
E-350 Super Wagon	138"	68.4/66.0"	226.8"	84.1"
Cargo Area				
Wheelbase	Height (floor to roof)	Length (seat to rear door)		
138" E-150/250	53.9"	112.0"(1) 78.4"(2)		
138" E-350 Super Wagon	53.9"	132.0"(1) 35.7"(3)		

(1) Front driver's seat to rear door. (2) Rear bench seat (5-pass. E-150 wagon) to rear door; 14.0" in E-250 with standard third bench seat (12-pass. wagon) to rear door. (3) Standard third bench seat to rear door.

PREFERRED EQUIPMENT PACKAGES AND OPTIONS

Preferred Equipment Packages are groups of popular features. By combining them into groups, we simplify the ordering procedure. All you have to do is: (1) Decide on the trim level (XL or XLT); (2) Select the Preferred Equipment Package from the chart at right that includes the features you want.

Not only is ordering easy, but you can save money on the options included in the package you select. The price for the package is less than the price of the options if purchased separately.

Features in the Preferred Equipment Packages are subject to change. For the latest information on package contents and prices, consult your Ford Dealer. If you would like to personalize your Club Wagon even further, choose from the wide range of individual options listed on page 9.



Rear 3-passenger combination seat/bed (E-150/E-250).



Speed control and tilt steering wheel.

Club Wagon XL	Preferred Equipment Packages					
	E-150		E-250		E-350	
	700A	702A	710A	711A	720A	721A
8-passenger seating	•	•		•		
12-passenger seating			•	•		
15-passenger seating					•	•
Air conditioning (front only)		•				
High-capacity air conditioning with auxiliary heater (front and rear)				•		•
Speed control and tilt steering wheel		•				
Electronic AM/FM stereo radio with digital clock		•		•		
Light and Convenience Group(1)		•		•		•
Privacy™ glass		•				
Auxiliary fuel tank		•				•
Handling Package(2)				•		•
Deluxe Insulation Package				•		•

Club Wagon XLT	Preferred Equipment Packages					
	E-150		E-250		E-350	
	703A	705A	712A	713A	722A	723A
8-passenger seating (Dual Captain's Chairs)	•	•		•		
12-passenger seating (Dual Captain's Chairs)			•	•		
15-passenger seating (Dual Captain's Chairs)					•	•
Air conditioning (front only)		•				
High-capacity air conditioning with auxiliary heater (front and rear)		•		•		•
Auxiliary fuel tank		•				
Handling Package(2)		•		•		•
Deluxe Insulation Package		•		•		•
Deluxe Two-Tone paint		•		•		
Sport wheel covers	•	•	•	•	•	•
Speed control and tilt steering wheel	•	•				•
Electronic AM/FM stereo radio with digital clock		•	•	•	•	•
Electronic AM/FM stereo radio with cassette tape player, digital clock and premium sound amplifier		•				
Light and Convenience Group(1)	•	•	•	•	•	•
Privacy™ glass		•		•		•
Power door locks and windows		•		•		

(1) Dual beam dome/map light and underhood light. (2) Front stabilizer bar, heavy-duty shock absorbers, plus heavy-duty front springs (E-250/E-350 only).



Club Wagon XLT in Deluxe Two-Tone Desert Tan Metallic and Light Chestnut.



Sport wheel covers (standard on XLT).



Electronic AM/FM stereo radio with cassette tape player, digital clock and premium sound amplifier.

In addition to the Preferred Equipment Packages, Club Wagon offers a range of individual options which allow you to equip your vehicle even more to your particular needs.

Once you've chosen the Preferred Equipment Package you desire, find your package number in one of the charts below, then choose from the options listed under it.

Like the contents of the Preferred Equipment Packages, individual options are subject to change during the year. For the latest information, consult your Ford Dealer.

CLUB WAGON COLORS



Interior Trim Colors			Exterior Colors
Regatta Blue	Scarlet Red	Chestnut	
	X		Dark Grey Metallic
X	X		Medium Silver Metallic
	X	X	Medium Red
X			Medium Shadow Blue Metallic
X			Spinnaker Blue
X		X	Deep Shadow Blue Metallic
X	X	X	Colonial White
		X	Desert Tan Metallic
		X	Light Chestnut
		X	Dark Chestnut Metallic

Some of these paint colors are shown in this catalog. On the printed page, of course, colors are at best only representative of the originals. Your Ford Dealer can show you actual samples of paint colors as well as interior trim materials.

Club Wagon XL	Preferred Equipment Packages					
	E-150		E-250		E-350	
	700A	702A	710A	711A	720A	721A
5-passenger seating	■	■				
8-passenger seating	■	■	■	■		
8-passenger seating (Dual Captain's Chairs)	■	■	■	■		
12-passenger seating			■	■	■	■
12-passenger seating (Dual Captain's Chairs)			■	■	■	■
15-passenger seating (Dual Captain's Chairs)					■	■
Air conditioning (front only)	■	•	■		■	
High-capacity air conditioning/auxiliary heater (front and rear)	■	■	■	•	■	•
Electronic AM/FM stereo radio with digital clock	■	•	■	■	■	■
Electronic AM/FM stereo radio with digital clock, cassette tape player and premium sound amplifier	■	■	■	■	■	■
Radio credit option	■	■	■	■	■	■
Engine cover console (gas engines only)(1)	■	■	■	■	■	■
Power door locks and windows	■	■	■	■	■	■
Speed control and tilt steering wheel	■	•	■	■	■	■
Light and Convenience Group(2)	■	■	■	■	■	•
Floor mat (in place of carpet)	■	■	■	■	■	■
Deluxe Two-Tone paint	■	•	■	■	■	■
Privacy™ glass	■	•	■	■	■	■
Hinged side cargo doors (no extra cost)	■	■	■	■	■	■
Bright swing-out recreational mirrors	■	■	■	■	■	■
Chrome rear step bumper	■	■	■	■	■	■
Sport wheel covers	■	■	■	■	■	■
Outside spare tire carrier	■	■	■	■	■	■
Deluxe Insulation Package	■	■	■	■	■	•
Trailer Towing Package(3)	■	■	■	■	■	■
Handling Package(4)	■	■	■	■	■	•
Auxiliary fuel tank	■	•	■	■	■	•
Auxiliary heater	■	■	■	■	■	■
Engine block heater (gas engines only)	■	■	■	■	■	■

Club Wagon XLT	Preferred Equipment Packages					
	E-150		E-250		E-350	
	703A	705A	712A	713A	722A	723A
5-passenger seating (Dual Captain's Chairs)	■	■				
8-passenger seating (Dual Captain's Chairs)	•	•	■	■		
8-passenger seating (Dual Captain's Chairs, Seat/Bed)	■	■				
7-passenger seating (Quad Captain's Chairs)	■	■	■	■		
7-passenger seating (Quad Captain's Chairs, Seat/Bed)	■	■	■	■		
12-passenger seating (Dual Captain's Chairs)			•	•	■	■
Air conditioning	■	•	■		■	
Higher-capacity air conditioning/auxiliary heater (front and rear)	■	■	■	•	■	•
Electronic AM/FM stereo radio with digital clock	•		•	•	•	•
Electronic AM/FM stereo radio with cassette tape player, digital clock and premium sound amplifier	■	•	■	■	■	■
Engine cover console (gas engines only)(1)	■	■	■	■	■	■
Power door locks and windows	■	•	■	•	■	■
Speed control and tilt steering wheel	•	•	■	■	•	•
Deluxe Two-Tone paint	■	•	■	•	■	■
Privacy™ glass	■	•	■	■	■	•
Hinged side cargo doors (no extra cost)	■	■	■	■	■	■
Bright swing-out recreational mirrors	■	■	■	■	■	■
Chrome rear step bumper	■	■	■	■	■	■
Outside spare tire carrier	■	■	■	■	■	■
Deluxe Insulation Package	■	•	■	•	■	•
Trailer Towing Package(3)	■	■	■	■	■	■
Handling Package(4)	■	•	■	•	■	•
Auxiliary fuel tank	■	•	■	■	■	•
Auxiliary heater	■	■	■	■	■	■
Engine block heater (gas engines only)	■	■	■	■	■	■

(1) Includes concealed storage compartments, cup holders, snack tray and coin holder. (2) Dual beam dome/map light and underhood light. (3) Super engine cooling, auxiliary transmission oil cooler (gas engines only), trailer wiring harness, heavy-duty turn signal flasher, plus features in Handling Package. (4) Front stabilizer bar, heavy-duty shock absorbers, plus heavy-duty front springs (E-250/E-350 only).

SAFETY AND OWNER BENEFITS

Ford Motor Company strongly encourages all passengers to use their safety belts. Ford urges the use of child and infant restraints. Ford's easy-to-install Tot-Guard (for children 20 to 50 pounds) and Infant Carrier (for children up to 20 pounds) are available at all Ford Dealers. If a child restraint requires a top-tether, Club Wagon provides special anchorages.



Ford Lifeguard Design Safety Features Vehicle operation

- ☐ Split service hydraulic brake system with warning light
- ☐ Corrosion-resistant brake lines
- ☐ Turn indicator with lane-changing signal feature
- ☐ Hazard warning flasher

- ☐ Backup lights
- ☐ Side marker lights
- ☐ Parking lights coupled with headlights
- ☐ Two-speed windshield wipers
- ☐ Windshield washers
- ☐ Dual outside rearview mirrors
- ☐ Glare-reduced instrument panel, windshield wiper arms and windshield pillars
- ☐ Uniform transmission shift quadrant with safety starting switch (on all vehicles equipped with automatic transmission)
- ☐ Continuously variable control illumination intensity (instrument cluster lighting)
- ☐ Safety hood latch system
- ☐ Function-rated windshield defroster system
- ☐ Tamper-resistant (non-reversing) odometer
- ☐ Speedometer with highlighted 55 mph

Occupant protection

- ☐ Safety-designed front end structure
- ☐ Two-position door safety latches
- ☐ Integral lap and shoulder belts with automatic retractors for occupants of front



Your safety is a major concern at Ford. Do your part by always buckling up your safety belt.

- seats
- ☐ Safety belt fastening reminder warning light and buzzer for the driver's seat
- ☐ Lap belts for all rear seating positions with retractors for rear outboard occupants
- ☐ Energy-absorbing steering column and steering wheel
- ☐ Energy-absorbing armrests and safety-designed door handles
- ☐ Energy-absorbing instrument panel with padding for right front passenger
- ☐ Energy-absorbing sun visors
- ☐ Energy-absorbing front seat back tops
- ☐ Inside yieldaway rearview mirror
- ☐ Impact-absorbing laminated safety glass windshield
- ☐ Flame-resistant interior materials
- ☐ Safety-designed radio control knobs and push buttons

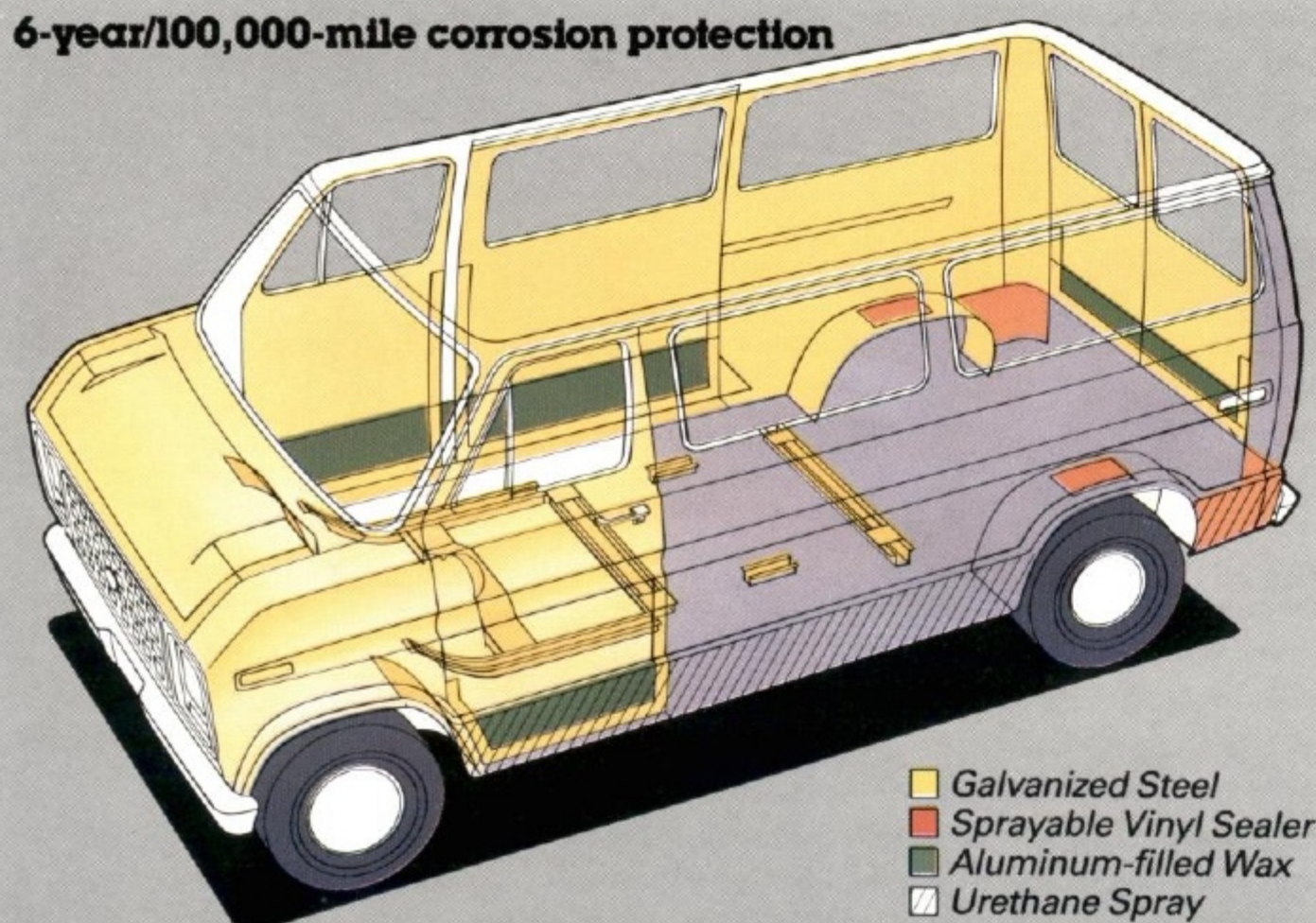


Tot-Guard, for children 20 to 50 pounds, is available at your Ford Dealer.

Anti-theft

- ☐ Locking steering column with key warning buzzer (with "Park" interlock or push button for key release)
- ☐ Visible vehicle identification number

6-year/100,000-mile corrosion protection



- Galvanized Steel
- Sprayable Vinyl Sealer
- Aluminum-filled Wax
- Urethane Spray

Corrosion warranty coverage for body panel rust-through is 6 years or 100,000 miles, whichever comes first. See your Ford Dealer for details and a copy of this limited warranty.



Participating Ford Dealers offer the Lifetime Service Guarantee, which guarantees their customer-paid work on your Ford vehicle for as long as you own it. This means that the covered repair is paid for once — and never again. If it ever has to be fixed again, the repairing dealer will fix it free. Free parts. Free labor. Even if the vehicle is kept a lifetime. It doesn't matter where it was purchased, or whether it's new or used; the work is still covered by the repairing dealer. Ask to see this limited warranty when you visit your participating Ford Dealer.



Optional Ford Extended Service Plans cover major components on new Ford cars and trucks for longer than the vehicle's basic warranty. The cost for this added protection is so moderate that it could pay for itself the first time you need it. Your Ford Dealer has full details.



Ford Motor Credit Company is interested in helping to fill the transportation needs of every qualified buyer of a Ford product. A participating dealer can arrange financing terms or a Red Carpet Lease® tailored to your circumstance. Ford Credit has offices conveniently located throughout the United States.

Motorcraft QUALITY REPLACEMENT PARTS FROM FORD

Genuine Ford and Motorcraft original equipment replacement parts meet the same high standards as those installed in production.

Scheduled maintenance

Here are some examples of scheduled maintenance intervals for the E-150 Club Wagon with 4.9L EFI I-6 engine. For complete maintenance recommendations, refer to the Club Wagon Scheduled Maintenance Booklet.

Engine oil change	each 7,500 miles or 6 months
Spark plug change	each 30,000 miles
Air filter replacement	each 30,000 miles
Engine coolant replacement	each 30,000 miles or 3 years

6-year/60,000-mile powertrain warranty

Ford's powertrain warranty covers all 1988 cars and light trucks for 6 years or 60,000 miles, whichever comes first. This limited warranty covers major powertrain components. Certain restrictions and deductible apply. Ask your dealer for a copy.

Gas mileage

EPA mileage estimates for the 1988 Club Wagon were not available at the time this catalog was approved for printing. As soon as EPA figures are released, your Ford Dealer will be among the first to receive this information and will be happy to pass it along to you.

Ford-paid repair programs after the warranty period

Sometimes Ford offers adjustment programs to pay all or part of the cost of certain repairs. These programs are intended to assist owners and are in addition to the warranty or to required recalls.

Technical service bulletins

All vehicles need repairs during their lifetime. Sometimes Ford issues technical service bulletins (TSBs) and easy-to-read explanations describing unusual engine or transmission conditions which may lead to costly repairs, the recommended repairs, and new repair procedures. Often a repair now can prevent a more serious repair later.

For more information...

Ask Ford Motor Company or your Ford or Lincoln-Mercury dealer for Ford-paid repair programs and/or TSBs relating to your vehicle.

To get copies of materials for your vehicle or the vehicle of interest to you: Call Ford toll-free at 1-800-241-3673. Alaska/Hawaii call 1-800-241-3711 and in Georgia call 1-800-282-0959.

Or write Ford at:

Ford Customer Information System
Post Office Box 95427
Atlanta, Georgia 30347

We'll need your name and address; year, make, model and vehicle identification model, as well as engine size.

Options availability

Options shown or described in this catalog are available at extra cost and may be offered only in combination with other options and subject to additional ordering requirements or limitations.

Product changes

Ford Division reserves the right to change product specifications at any time without incurring obligations.

"Ask your Ford Dealer"

Following publication of this catalog, certain changes in standard equipment, options, prices and the like, or product delays, may have occurred which would not be included in these pages. Your Ford Dealer is your best source for up-to-date information.

Buy or lease a Ford Club Wagon

C L U B W A G O N

