

BMW 3 Series Sedan



The Ultimate  
Driving Experience.®

323i  
328i  
335i  
328xi







**The most exciting performer of all  
is coming to a road near you.**





**The marathon sprinter.**



**A sporting arrangement – each axle carries an equal share of the load.**







**Gears: 6.**  
**Boredom: 0.**





**Enjoy the view. You won't  
see it much when you drive.**





**This co-driver can do everything.**



## Equipment



■ **Xenon headlights** for low and high beam, with luminous rings and automatic headlight range control, provide much better illumination of the road ahead at night or in poor visibility. These headlights also feature auto-levelling to adjust for varying passenger and cargo loads. (Available on the BMW 328i/xi and 335i.)



■ **Headlight cleaning system** ensures optimum headlight brightness in all kinds of weather. When the lights are on, the headlights are automatically cleaned in parallel with the windshield. (Available only on the BMW 328xi.)



■ **Rain sensor with automatic headlights.** Once activated, the rain sensor will automatically switch on the windshield wipers when it begins to rain, adjusting the wiper frequency in line with rainfall intensity. The integrated automatic headlight control will switch on the low beam automatically at dusk and in tunnels.



■ **Adaptive Brakelights** help vehicles travelling behind you to evaluate your braking more accurately. In the event of an emergency stop, the illuminated area of the brakelights is increased, so traffic can tell in an instant the difference between a light tap on the brake pedal and a hard stop.



□ **Leather sport steering wheel:** 3-spokes, including handbrake lever handle finished in leather. Multi-function buttons for frequently used controls. (Standard on the BMW 335i.)



■ **Start/Stop button** for starting the engine. After inserting your ignition key, you can start and stop the engine by pressing this button.



□ **Navigation System Professional**, including DVD drive and iDrive Controller. Destination input via voice control. Directions are given via arrows and a map displayed on an 8.8" monitor.



■ **Automatic Air Conditioning**, including AAR, micro filter, fogging and solar sensors and residual heat button, rapidly provides and maintains the selected temperature. With individual temperature control at the front (left/right) and climatized storage compartment in the centre console, including rear air vent and air conditioning. (Available only on the BMW 328i/xi and 335i.)



□ **LOGIC7 Sound System** provides truly outstanding sound. 13 loudspeakers and the adjustable surround function create a luxurious soundscape all around you. The central bass concept uses two subwoofers beneath the front seats to reproduce an authentic bass sound.



## Equipment



■ **6-disc CD changer**, with MP3 decoder, located on the left-hand side of the luggage compartment.



□ **Telephone and BMW Assist preparation** enhances driving safety even further with Bluetooth technology; includes one year of BMW Assist Safety and Security Package, providing access to Emergency Roadside Assistance service.



□ **6-speed automatic transmission** with Steptronic. The gearshift mechanism enables very fast, immaculate gear changes – for truly dynamic performance.



■ **6-speed manual transmission** for a very sporty drive. Smooth, with perfect ratios and precise, short-throw gearshifts. The addition of a sixth gear and the reduced spacing of gear ratios mean that you can make even more individual use of the engine power provided.



■ **Seat heating** for driver and front passenger (three settings): seat surface, sides and backrest are heated and quickly radiate comfortable warmth. (Optional on the BMW 323i.)



□ **Sport seats** for driver and front passenger (shown here in optional Beige Dakota Leather). Optimum lateral support is ensured by continuously variable electric backrest width adjustment. Seat height, backrest and seat angle, as well as thigh support, are manually adjustable.



□ **Glass sunroof**, electric, with wind deflector and comfort opening function via the car's remote control unit; includes reading lights at the front and illuminated vanity mirrors. (Standard on the BMW 335i.)



□ **Comfort access system** for opening and locking the vehicle without having to operate the radio remote control. It's enough to have the ignition key in your pocket, briefcase or handbag. In addition, the engine can be started without the need for a key, using only the Start/Stop button. (Available only on the BMW 335i.)



■ **Through-loading system** with asymmetric 60/40-split folding backrest. (Optional on the BMW 323i.)



■ Standard equipment    □ Optional equipment    — Not available

Safety	323i	328i	335i	328xi
<b>Adaptive Brakelights</b>	■	■	■	■
<b>Adaptive Headlights</b>	—	□	■	□
<b>Airbags:</b>				
– Front-to-rear head airbags, covering the entire window area	■	■	■	■
– Impact-Dependent (ID) airbags for driver and front passenger, with seat occupation detector for front passenger airbag	■	■	■	■
– Side airbags for driver and front passenger	■	■	■	■
<b>Brakes:</b>				
– Disc brakes at the front, vented	■	■	■	■
– Disc brakes at the rear, vented	■	■	■	■
<b>Central locking</b> , with electronic immobilizer and crash sensor; fuel tank filler flap integrated in central locking	■	■	■	■
<b>Central lock switch for central locking</b>	■	■	■	■
<b>Dynamic Stability Control</b> (DSC, includes ABS, CBC and DTC)	■	■	■	■
<b>Dynamic Stability Control</b> with extended functionality	■	■	■	■
<b>Foglights</b> , halogen free-form	—	■	■	■
<b>Park Distance Control</b> (PDC), rear	—	□	□	□
<b>Rain sensor</b> , with automatic driving lights control	■	■	■	■
<b>Run-flat indicator</b>	■	■	■	■
<b>Run-flat wheels and tires</b>	■	■	■	■
<b>Safety bodyshell:</b>				
– Bumper system with aluminum impact absorbers at the front and steel impact absorbers at the rear, reversible up to 4 km/h, and special deformation elements designed to absorb impacts at speeds of up to 15 km/h	■	■	■	■
– Integrated side impact protection in doors	■	■	■	■
<b>Seatbelts:</b>				
– Ergonomic seatbelt system at the rear, with 3-point seatbelts for all rear seats and integrated belt catches	■	■	■	■
– Inertia-reel seatbelts at the front and two outer rear seats, with belt tensioner and belt force limiter	■	■	■	■
<b>Xenon headlights</b> for low and high beam, including automatic headlight range control and luminous rings	—	■	■	■



■ Standard equipment    □ Optional equipment    — Not available

Engine	323i	328i	335i	328xi
<b>200hp dual overhead cam</b> (DOHC), 24-valve in-line 6-cylinder engine	■	—	—	—
<b>230hp dual overhead cam</b> (DOHC), 24-valve in-line 6-cylinder engine	—	■	—	■
<b>300hp dual overhead cam</b> (DOHC), 24-valve in-line 6-cylinder engine	—	—	■	—
<b>Double-VANOS</b>	■	■	■	■
<b>High Precision Injection</b> (direct injection)	—	—	■	—
<b>Light-alloy cylinder head</b>	■	■	■	■
<b>Steplessly variable intake system</b>	■	■	■	■
<b>Twin Turbo</b>	—	—	■	—
<b>Valvetronic</b>	■	■	—	■

Transmission/Suspension	323i	328i	335i	328xi
<b>6-speed automatic transmission with Steptronic</b>	□	□	□	□
<b>6-speed automatic transmission with Steptronic paddles</b>	—	—	□	—
<b>6-speed manual transmission</b>	■	■	■	■
<b>Active Steering, with Servotronic</b>	—	□	□	—
<b>Double-joint spring-strut front axle</b>	■	■	■	■
<b>Five-link rear suspension</b>	■	■	■	■
<b>Power steering</b>	■	■	■	■
<b>Sport Suspension</b>	□	□	□	—
<b>xDrive All-Wheel Drive system</b> , with variable torque distribution	—	—	—	■



■ Standard equipment    □ Optional equipment    — Not available

Interior Features	323i	328i	335i	328xi
<b>Air Conditioning</b> , manual with microfilter	■	—	—	—
<b>Automatic Air Conditioning</b> , with rear air vents (including Automatic Air Recirculation, fogging and solar sensors and residual heat button)	—	■	■	■
<b>Central armrest</b> , rear	■	■	■	■
<b>Climate comfort windshield</b>	■	■	■	■
<b>Cruise control with braking function</b> (multi-level)	□	■	■	■
<b>Cup holders in rear centre armrest (two)</b>	■	■	■	■
<b>Electric compass mirror</b>	—	—	□	—
<b>Glass sunroof</b> , electric, with comfort opening function via car key	□	□	■	□
<b>Heat insulation glass</b> , all-round	■	■	■	■
<b>Instrument panel</b> , with circular speedometer and rev-counter displays, as well as fuel gauge and fuel consumption display (oil temperature display for BMW 335i)	■	■	■	■
<b>Interior mirror</b> , with auto-dimming function	□	■	■	■
<b>Interior trim:</b>				
— Brushed Aluminum	—	—	■	—
— Burl Walnut Wood	—	□	□	□
— Poplar Wood	—	□	□	□
— Titanium Matte	■	■	—	■



■ Standard equipment    □ Optional equipment    — Not available

Interior Features	323i	328i	335i	328xi
<b>"LIGHTS ON" warning</b>	■	■	■	■
<b>Lights Package:</b>				
— Entry area illumination integrated in the door handles	—	■	■	■
— Footwell illumination, illuminated vanity mirrors for driver and front passenger and reading lights front and rear	■	■	■	■
<b>Lined luggage compartment</b>	■	■	■	■
<b>Locking illuminated glovebox</b> , with rechargeable takeout flashlight	■	■	■	■
<b>Luggage nets on front seat backs</b>	■	■	■	■
<b>Navigation System:</b>				
— Professional, with 8.8" colour monitor, arrow and map display, CD and DVD drive, including iDrive Controller	—	□	□	□
<b>On-board computer</b> (including Check Control)	■	■	■	■
<b>Radio/Audio:</b>				
— 6-disc CD changer with MP3 capability	□	□	□	□
— 6-Loudspeaker system	■	—	—	—
— BMW Professional radio with CD drive and MP3 capability (including AUX/IN connection)	■	■	■	■
— HiFi 10-Loudspeaker system	—	■	■	■
— LOGIC7 Sound System, 13 speakers	—	□	□	□
— Satellite radio prewire	■	■	■	■
<b>Radio remote control for central locking</b> , key with automatically recharging battery	■	■	■	■



■ Standard equipment    □ Optional equipment    — Not available

Interior Features	323i	328i	335i	328xi
<b>Seats/Seat comfort:</b>				
– Headrests, three at the rear, central headrest folds down	■	■	■	■
– Lumbar support for driver and front passenger, electric	—	—	□	—
– Seat adjustment, electric, with memory function for driver's seat	—	□	■	□
– Seat heating for driver and front passenger	□	■	■	■
– Sport seats for driver and front passenger, with manual adjustment, including electric backrest width adjustment	□	□	□	□
– Standard seats with manual adjustment	■	■	—	■
<b>Ski Bag</b> (in connection with through-loading system)	□	■	■	■
<b>Start/Stop button</b>	■	■	■	■
<b>Steering wheel:</b>				
– Leather sport steering wheel, three-spokes	□	□	■	□
– Leather steering wheel, three-spokes, shift lever knob and handbrake lever gaiter in leather	■	■	—	■
– Multi-function steering wheel with fingertip audio and accessory phone controls	■	■	■	■
<b>Storage compartments in the front doors</b>	■	■	■	■
<b>Sunshade for rear window</b> , electric	—	—	□	—
<b>Sunshades for rear side windows</b> , manual	—	—	□	—
<b>Telephone and BMW Assist preparation with Bluetooth technology</b> ; includes one year of BMW Assist Safety and Security Services	□	□	□	□
<b>Through-loading system</b> , with asymmetrically split rear backrest, each section folding down separately	□	■	■	■
<b>Universal garage door opener</b>	—	—	□	—
<b>Upholstery:</b>				
– Dakota Leather	—	□	□	□
– Leatherette	■	■	■	■
<b>Window lifts, electric, front and rear, with open/close fingertip control</b> , trap release and comfort opening/closing function	■	■	■	■



■ Standard equipment    □ Optional equipment    — Not available

Exterior Features	323i	328i	335i	328xi
Bumpers in body colour	■	■	■	■
Comfort Access	—	—	□	—
Exterior mirrors, with auto-dimming function	—	□	□	□
Exterior mirrors in body colour, electrically adjustable, aspheric, heated	■	■	■	■
Indicators in white (front)	■	■	■	■
Metallic paint	□	□	□	□
Ornamental front grille with vertical slats in black and chrome surround	■	■	—	■
Ornamental front grille with vertical slats in chrome and chrome surround	—	—	■	—
Sill covers with chrome BMW lettering	■	■	■	■
Wheels:				
— Double Spoke alloy wheels – Style 154, 16 x 7.0, 205/55R-16	■	—	—	—
— Double Spoke alloy wheels – Style 156, 16 x 7.0, 205/55R-16	—	■	—	■
— Double Spoke alloy wheels – Style 161, 17 x 8.0 front, 225/45R-17, 17 x 8.5 rear, 255/40R-17	—	□	—	□
— Ellipsoid alloy wheels – Style 162, 18 x 8.0 front, 225/40R-18, 18 x 8.5 rear, 255/35R-18	—	—	□	—
— Radial Spoke alloy wheels – Style 160, 17 x 8.0, 225/45R-17	—	□	—	□
— Star Spoke alloy wheels – Style 155, 16 x 7.0, 225/50R-16	□	—	—	—
— Star Spoke alloy wheels – Style 159, 17 x 8.0, 225/45R-17	—	—	■	—

Navigation Package	323i	328i	335i	328xi
Navigation System Professional; Voice Recognition; Canada/USA Navigation DVD	—	□	□	□

Premium Package	323i	328i	335i	328xi
Auto-dimming interior mirror; Cruise Control; Glass sunroof; Heated front seats	□	—	—	—
Auto-dimming exterior mirrors; Electric seats with driver memory; Glass sunroof; LOGIC7 Sound System	—	□	—	□
Auto-dimming exterior mirrors; Compass mirror; Leather upholstery; LOGIC7 Sound System; Lumbar support; Universal garage door opener	—	—	□	—

Sport Package	323i	328i	335i	328xi
3-spoke leather sport steering wheel; 16" Star Spoke alloy wheels - Style 155; Sport Seats; Sport Suspension	□	—	—	—
3-spoke leather sport steering wheel; 17" Double Spoke alloy wheels - Style 161; Sport Seats; Sport Suspension	—	□	—	—
3-spoke leather sport steering wheel; 17" Double Spoke alloy wheels - Style 161; Sport Seats	—	—	—	□
18" Ellipsoid Spoke alloy wheels - Style 162; Sport Seats; Sport Suspension	—	—	□	—



## Technical data

Weight <sup>1</sup>		323i	328i	335i	328xi
Curb weight (manual/automatic)	kg	1485/1510	1515/1545	1630/1635	1625/1645
Maximum permissible (manual/automatic)	kg	1965/1990	1995/2025	2110/2115	2105/2125
Permitted load	kg	480	480	480	480
Permitted axle load, front/rear	kg	945/1090	960/1115	1040/1135	1015/1145
Permitted roof load	kg	75	75	75	75

Engine		323i	328i	335i	328xi
Cylinders/valves		6/24	6/24	6/24	6/24
Displacement	cc	2497	2996	2979	2996
Bore/stroke	mm	82.0 x 78.8	85.0 x 88.0	84.0 x 89.6	85.0 x 88.0
Nominal output /rpm	hp	200/6000	230/6500	300/5800	230/6500
Maximum torque /rpm	lb-ft	180/4000	200/2750	300/1400	200/2750
Compression ratio	:1	11.0	10.7	10.2	10.7

Transmission		323i	328i	335i	328xi
Drive configuration		Rear-wheel	Rear-wheel	Rear-wheel	All-wheel
Manual gear ratios	I/II:1	4.32/2.46	4.32/2.47	4.06/2.40	4.35/2.47
	III/IV:1	1.66/1.23	1.66/1.23	1.58/1.19	1.66/1.23
	V/VI/R:1	1.00/0.85/3.94	1.00/0.85/3.94	1.00/0.87/3.68	1.00/0.85/3.93
Final drive ratio	:1	3.23	3.23	3.08	3.38
Automatic gear ratios	I/II:1	4.07/2.37	4.07/2.37	4.17/2.34	4.07/2.37
	III/IV:1	1.55/1.16	1.55/1.16	1.52/1.14	1.55/1.16
	V/VI/R:1	0.85/0.67/3.20	0.85/0.67/3.20	0.87/0.69/3.40	0.85/0.67/3.20
Final drive ratio	:1	3.73	3.73	3.46	3.91

Performance		323i	328i	335i	328xi
Top speed <sup>2</sup>	km/h	210	210	210	210
Acceleration 0 to 100 km/h (manual/automatic)	sec	7.4/8.1	6.7/7.3	5.7/5.9	7.2/7.5

<sup>1</sup> The figure quoted includes a 90 percent tank filling, 68 kg for the driver and 7 kg for luggage.

Unladen weight applies to vehicles with standard equipment. Optional equipment may increase this figure.

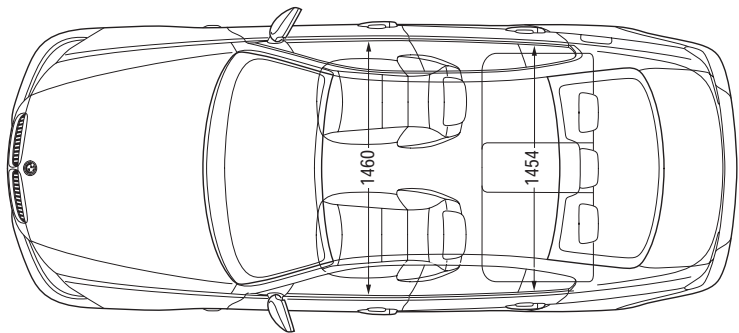

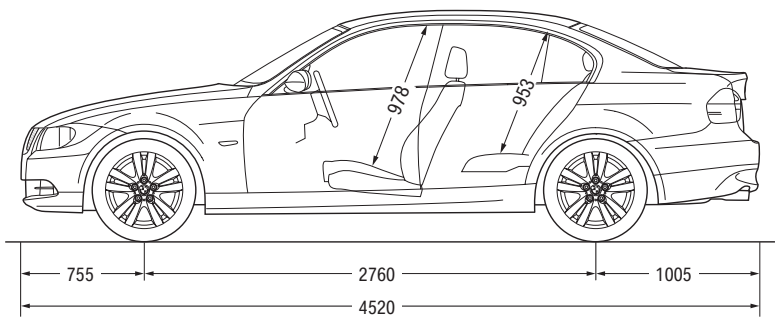
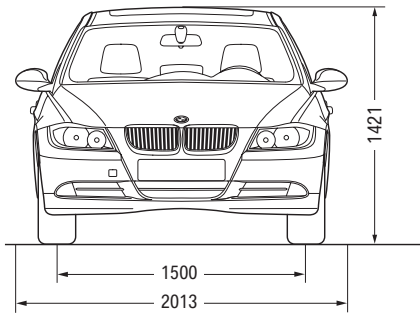
<sup>2</sup> Electronically limited.



Fuel Consumption		323i	328i	335i	328xi
City (manual/automatic)	L/100 km	tbd	tbd	tbd	tbd
Highway (manual/automatic)	L/100 km	tbd	tbd	tbd	tbd
Tank capacity, approximately	L	61	61	61	61

Wheels		323i	328i	335i	328xi
Tire dimensions	standard	205/55R-16	205/55R-16	225/45R-17	205/55R-16
Wheel dimensions	standard	16 x 7.0	16 x 7.0	17 x 8.0	16 x 7.0
Material		Light-alloy	Light-alloy	Light-alloy	Light-alloy

Electrical System		323i	328i	335i	328xi
Battery capacity	Ah	70	70	70	70
Alternator output	Amps	180	180	180	180



All dimensions in millimetres. Luggage compartment capacity (as per VDA standard): 460 litres on the BMW 323i and 328i/xi, 450 litres on the BMW 335i.

All specifications, standard features, accessories, equipment, options, fabrics and colours are based on product information available at the time of printing. BMW reserves the right to revise specifications at any time, without notice. Illustrations are representative only. BMW may determine the Model Year designation of its vehicles. Models may be shown with features, accessories, equipment, options, fabrics and/or colours not available in Canada, or available only at extra cost, or available only on particular models. While BMW takes care to ensure that the information contained in this brochure is accurate, it cannot guarantee complete accuracy. BMW is not responsible for errors or omissions contained in this brochure. Further information about the products shown in this brochure can be obtained from your authorized BMW Retailer and at [www.BMW.ca](http://www.BMW.ca). Printed 09/2006.

©2006 BMW AG, Munich, Germany. Not to be reproduced wholly or in part without prior written permission of BMW AG, Germany. "BMW", the BMW logo and BMW model designations are registered trademarks of BMW AG, used under licence.