

# FLEET GUIDE



🍁 2015



# Welcome to

We are committed to providing the utmost driving pleasure and safety for our valued customers and our community.

On these commitments we will never compromise.

This is the Mitsubishi Motors way.



2014 Model Shown

Features, options and other equipment are based on the latest information at the time of issue and are subject to change without notice. © Mitsubishi Motor Sales of Canada, Inc.

# the Family.

The fact that Mitsubishi vehicles offer the best warranty in Canada is undisputed, but here's another fact: Mitsubishi Motor Sales of Canada has a lot to offer fleet operators. In the past several years, we have grown our presence in the fleet market by expanding our fleet team and, more importantly, offering cars and utility vehicles that speak to fleet management needs and expectations.

Beginning with our new subcompact hatchback, the 2015 Mirage offers class-leading fuel economy and is complemented by a lengthy list of standard features, surprising cargo capacity and seating for five. The 2015 Lancer compact sedan is available in both FWD and AWC, Sedan or Sportback and comes complete with an impressive list of standard safety features. Both Mirage and the Lancer have seven standard airbags (including Driver's Knee Airbag), and are backed by Mitsubishi's 10 year or 160,000 km Powertrain Ltd. Warranty, 5 Year or 100,000 km New Vehicle Ltd. Warranty and 5 year unlimited km Roadside Assistance.

Mitsubishi's sales leader in Canada is the RVR compact crossover – a popular, four-cylinder workhorse. Available in FWD or AWC, the FWD RVR with CVT transmission is rated by Transport Canada at 6.3 L/100 km (highway) and has a combined city/highway rating of 7.6 L/100 km (2014 model year figures). In 2013, RVR was awarded the coveted IIHS Top Safety Pick +. The 2015 Outlander compact sport utility features a redesigned front fascia, a host of safety enhanced technology, available seating for seven and cargo capacity ranging from 292 L with 2nd and 3rd row seats up to over 1,792 L with the 2nd and 3rd row seats down. RVR and Outlander, backed by the same top-notch warranty as Mirage and Lancer, offer fleet operators low total cost of ownership, superb reliability, and durability.

Mitsubishi is also a leader in electric-vehicle propulsion. The four passenger 100% electric i-MiEV hatchback is a Zero Tailpipe Emissions Vehicle with a range of up to 155 km on a single charge. Standard charging methods on i-MiEV include a 120 V 8/12 amp cord set, a 240 V 15 amp connection (requires an EVSE) and a DC Quick Charger Port. i-MiEV has found favour in many municipal and city fleets.

We're here for you and our fleet team is committed to earning your business. Please see the back cover for a complete listing of team members. Every team member is ready and able to answer your fleet inquiries.

Here's to a great year

David Murphy  
Senior Manager, Fleet

## CONTENTS

SAFETY.....	04
TECHNOLOGY .....	05
MIRAGE.....	06
i-MiEV .....	08
LANCER.....	10
LANCER SPORTBACK .....	12
RVR .....	14
OUTLANDER .....	16
WARRANTY.....	18
ROADSIDE ASSISTANCE .....	18
ACCESSORIES .....	19
CONTACTS ....	20

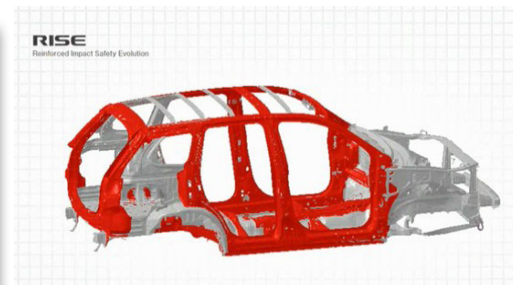
# Safety & Technology



- Dual Front Airbags
- Side-Impact Curtain Airbags (Front & Rear)
- Front Seat-Mounted Side-Impact Airbags
- Driver's Knee Airbag<sup>1</sup>
- 3-Point Seatbelts For All Seating Positions
- Height Adjustable Front Seatbelts
- Front Seatbelt Pretensioners & Force Limiters
- Height Adjustable Head Restraints (1st & 2nd Row Passengers)<sup>1</sup>



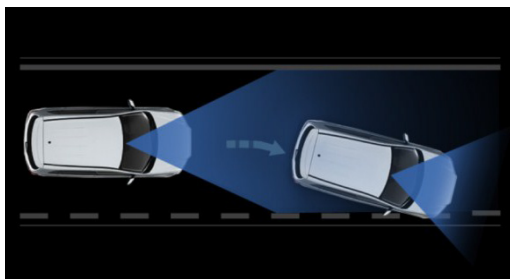
- Anti-Lock Braking System (ABS)
- Electronic Brake-force Distribution (EBD)
- Active Stability Control (ASC)
- Traction Control Logic (TCL)
- Brake Override System (BOS)
- Brake Assist System (BAS)
- Tire Pressure Monitoring System (TPMS)<sup>1</sup>
- Hill Start Assist<sup>1</sup>



- RISE (Reinforced Impact Safety Evolution) Body Construction
- Anti-Theft Engine Immobilizer
- Anti-Theft Alarm System<sup>1</sup>
- LATCH System (Lower Anchors & Tethers For Child Restraint Seats)
- Rear Door Child Safety Locks
- Daytime Running Lamps
- Rear Centre High-Mount Stop Lamp



Mitsubishi's Super All Wheel Control (S-AWC)<sup>1</sup> outperforms the competition by dynamically managing the left to right torque split. The result is superior cornering, improved stability and enhanced road performance.



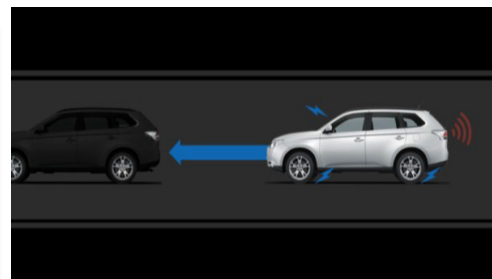
#### Lane Departure Warning<sup>1,2</sup>

Using an onboard camera to monitor the lane position in front of the vehicle, our Lane Departure Warning (LDW) system alerts the driver both visually and audibly if it detects the vehicle leaving its lane.



#### Adaptive Cruise Control<sup>1,3</sup>

The Adaptive Cruise Control System (ACC) uses radar technology built into the front bumper to judge the distance between you and the vehicle ahead, helping to maintain a safe driving distance. In addition, the ACC system has up to three different distance settings.



#### Forward Collision Mitigation<sup>1,4</sup>

Using advanced radar technology to precisely measure vehicle position in relation to the other vehicles on the road, the Forward Collision Mitigation (FCM) system detects oncoming obstructions and alerts the driver whenever there is the possibility of a collision—and can even automatically apply the brakes, if necessary.

<sup>1</sup>Feature may not be available on all models. Please check model sections for availability.

<sup>2</sup>LDW system is designed to read the lane markers under certain conditions. It is not a collision avoidance system and is not a substitute for safe and careful driving.

<sup>3</sup>ACC system is not a collision avoidance system or an automatic driving system. It is designed to use only limited braking and is never a substitute for safe and careful driving. Never rely solely on the adaptive cruise control system.

<sup>4</sup>FCM system is designed to help avoid or reduce crash speed in certain frontal conditions. It is not a substitute for safe and careful driving. Under certain circumstances, the system may or may not detect a frontal vehicle correctly.

# M I R A G E



2014 Model Shown

## PRODUCT HIGHLIGHTS

- Class-Leading Fuel Economy For Non-Hybrid Subcompact Segment
- 7 Standard Airbags Including Driver's Knee Airbag
- Choice of 5-Speed Manual Transmission or Continuously Variable Transmission
- Available Bluetooth® Hands-Free Interface & Streaming Audio with USB
- Available Heated Seats
- Available Cruise Control
- Available Automatic Climate Control
- Mitsubishi's Best Backed Vehicle Warranty



2014 Model Shown

## WHAT'S NEW FOR 2015

- New ES Plus Package
- Short Roof Antenna Added to All Pricelines
- Turn Signal In Exterior Mirrors Added To SE Priceline
- New Seat Fabric Added To SE Priceline

## FUEL ECONOMY

	CITY L / 100 km	HWY L / 100 km	COMBINED L / 100 km
1.2 L MT	5.9 L / 100 km	4.6 L / 100 km	5.3 L / 100 km
1.2 L CVT	5.3 L / 100 km	4.4 L / 100 km	4.9 L / 100 km

2014 NRCAN Fuel Consumption Guide

THUNDER  
GREY  
A02

STARLIGHT  
SILVER  
A66

KIWI  
GREEN  
F24

INFRARED  
P19

SAPPHIRE  
BLUE  
T69

PLASMA  
PURPLE  
V08

CLOUD  
WHITE  
W19

MYSTIC  
BLACK  
X08

FEATURES, OPTIONS AND OTHER EQUIPMENT ARE BASED ON THE LATEST INFORMATION AT THE TIME OF ISSUE AND ARE SUBJECT TO CHANGE WITHOUT NOTICE.  
© 2014 MITSUBISHI MOTOR SALES OF CANADA, INC.

# MODELS & SPECIFICATIONS

## ES / CG44-A (C01)

### Standard Features:

- 1.2 L 3 Cyl. Engine
- 5-Speed Manual Transmission (CVT Optional)
- 14" Steel Wheels with Wheel Covers
- Front Disc & Rear Drum Brakes
- Integrated Front Air Dam
- Tilt Steering
- 60/40 Split Folding Rear Seat
- 140 Watt AM/FM/CD Audio System
- 4 Speakers
- USB/iPod Connection
- Power Front Windows
- Mitsubishi Standard Safety Equipment
- And more...

### Option:

CVT Transmission

## ES Plus Pkg / (C80)

### Includes all the ES Features Plus:

- Manual Air Conditioning
- Remote Keyless Entry
- Bluetooth® 2.0 Hands-Free Phone Interface & USB Input
- Power Rear Windows
- Remote Audio Controls

### Option:

CVT Transmission

## SE / CG44-B (C02)

### Includes all ES Plus Pkg Features Plus:

- 14" Alloy Wheels
- Fog Lamps
- Body-Colour Door Mirrors, Door Handles & Tailgate Handle
- Automatic Climate Control
- Heated Front Seats
- Heated Sideview Mirrors
- 6-way Adjustable Driver's Seat
- Cruise Control
- Leather-Wrapped Steering Wheel
- Leather-Wrapped Gear Shift Knob

### Option:

CVT Transmission

## EXTERIOR SPECIFICATIONS

Wheelbase	2450 mm	(96.5 in)
Length	3780 mm	(148.8 in)
Height	1500 mm	(59.1 in)
Width	1665 mm	(65.6 in)
Track, FR/RR	1430/1415 mm	(56.3/55.7 in)
Curb Weight MT**	895 kg ~ 905 kg	(1,973 lbs ~ 1,996 lbs)
Curb Weight CVT**	920 kg ~ 930 kg	(2,029 lbs ~ 2,051 lbs)
Turning Circle - Curb to Curb	9.2 m	(30.2 ft)
Fuel Tank Capacity	35 L	(7.7 gal)

## INTERIOR SPECIFICATIONS

Headroom (FR/RR)	992 mm 947 mm	(39.1 in) / (37.3 in)
Shoulder Room (FR/RR)	1314 mm 1296 mm	(51.7 in) / (51.0 in)
Hip Room (FR/RR)	1241 mm 1245 mm	(48.9 in) / (49.0 in)
Leg Room (FR/RR)	1058 mm 864 mm	(41.7 in) / (34.0 in)
Total Volume	2440 L	(86.1 cu ft)
Cargo Volume (seats folded)	487 L	(17.2 cu ft)
Seat Capacity	5	

## WARRANTY

**BEST  
BACKED  
CARS**  
IN THE WORLD\*\*


**10 Year / 160,000 km**  
Powertrain Ltd Warranty\*


**5 Year / 100,000 km**  
New Vehicle Ltd Warranty\*


**3 Year / Unlimited km**  
Roadside Assistance\*

\* Best backed claim does not cover Lancer Evolution, Lancer Ralliart or i-MiEV.\* MITSUBISHI MOTORS, BEST BACKED CARS IN THE WORLD are trade-marks of Mitsubishi Motors North America, Inc. and are used under license. \*\* Whichever comes first. Regular maintenance not included. See dealer or mitsubishi-motors.ca for warranty terms, restrictions and details. Not all customers will qualify.  
\*\* Specifications are based on the 2014 model and are subject to change.

# 2014 I - M I E V



## PRODUCT HIGHLIGHTS

- 100% Electric, Zero Tailpipe Emissions Vehicle
- Winner of ECOEnergy for Vehicle Award in 2013 "The Most Fuel Efficient Subcompact Car"
- Standard DC Quick Charge Connector & 120 V/ 240V Connector
- Standard Battery Warming System

## MiEV REMOTE SYSTEM

The Standard MiEV Remote System gives you the flexibility to program your charging time to benefit from off-peak pricing periods. A convenient timer lets you monitor the charge and the remote fob allows you to pre-heat or pre-cool the cabin



## CHARGING METHOD

120 V - 8A/12A	22 Hours/14 Hours
240 V - 15 A (Requires EVSE)	7 Hours
DC Quick Charger	30 Minutes to 80%

## FUEL EQUIVALENCY

CITY Le / 100 km	HWY Le / 100 km	COMBINED Le / 100 km
1.9	2.4	2.1

COOL SILVER A31	AQUA MARINE BLUE D22	DIAMOND WHITE W13	LABRADOR BLACK X42
-----------------------	----------------------------	-------------------------	--------------------------

FEATURES, OPTIONS AND OTHER EQUIPMENT ARE BASED ON THE LATEST INFORMATION AT THE TIME OF ISSUE AND ARE SUBJECT TO CHANGE WITHOUT NOTICE.  
© 2014 MITSUBISHI MOTOR SALES OF CANADA, INC.

# MODELS & SPECIFICATIONS

## TECHNICAL INFORMATION

Battery	16 kWh Lithium-Ion (330 V)
Motor	AC Synchronous Permanent Magnetic
Horse Power (BHP @ RPM kWh)	66HP (49kWh) @ 4000 ~ 8800
Torque (lb-ft @ RPM Nm)	145 lb ft (196 Nm) @ 0 ~ 300
Transmission	Single Speed Fixed Reduction Gear
Brakes	Front Disc & Rear Drum
Steering	Rack & Pinion Electric Power Steering

## EV EXCLUSIVE EQUIPMENT

- MiEV Remote System - Charge Timer, Pre-Heat/Cool
- Regenerative Braking System
- Driver Selectable Driving Modes
- Standard Battery Warming/Cooling System
- Acoustic Vehicle Alerting System (AVAS)
- Rigid Frame & Case Protects Battery
- High-Voltage Cut-Off System
- Standard 120V (8A/12A) Cord Set -18 ft length

### ES / CV44-A (C01)

#### Standard Features:

- AC Permanent Magnet Synchronous Motor
- Single Speed Fixed Reduction Gear Transmission
- Rear Wheel Drive
- 120V/240V & DC Quick Charging Connector
- 15" Steel Wheels with Wheelcovers
- 100 Watt AM/FM/CD/MP3 Audio System with 4 Speakers
- Heated Front Seats
- Front Fog Lamps
- Heated & Folding Power Side-View Mirrors
- Power Windows with Auto-Down Driver's Window
- Power Door Locks with Remote Keyless Entry
- MiEV Remote System
- Regenerative Braking System (RBS)
- And more...

## EXTERIOR SPECIFICATIONS

Wheelbase	2550 mm	(100.4 in)
Length	3675 mm	(144.7 in)
Height	1615 mm	(63.6 in)
Width	1585 mm	(62.4 in)
Track - Front	1420 mm	(55.9 in)
Track - Rear	1380 mm	(54.3 in)
Curb Weight	1171 kg	(2582 lbs)
Turning Circle - Curb to Curb	9.4 m	(30.8 ft)
Ground Clearance	155 mm	(6.1 in)

## INTERIOR SPECIFICATIONS

Headroom (FR/RR)	904 mm	(35.6 in) /
	871 mm	(34.3 in)
Shoulder Room (FR/RR)	1392 mm	(54.8 in) /
	1392 mm	(54.8 in)
Hip Room (FR/RR)	1256 mm	(49.4 in) /
	1213 mm	(47.8 in)
Leg Room (FR/RR)	859 mm	(33.8 in) /
	762 mm	(30.0 in)
Total Volume	2772 L	(97.9 cu ft)
Cargo Volume / with seats down	377 L	(13.2 cu ft) /
	1430 L	(50.5 cu ft)
Seat Capacity	4	

## WARRANTY



\* Whichever comes first. Regular maintenance not included. New Vehicle Limited Warranty covers most vehicle parts under normal use and maintenance. See dealer or Mitsubishi-Motors.ca for Warranty and Roadside Assistance terms and conditions and other details. Important program restrictions apply and not all customers will qualify.

# LANCER



2014 Model Shown

## PRODUCT HIGHLIGHTS

- 7 Standard Airbags Including Driver's Knee Airbag
- Choice of 5-Speed Manual Transmission or Continuously Variable Transmission
- Available All-Wheel Control (AWC) with Drive Mode Selector (2WD/4WD Auto/4WD Lock)
- Standard Bluetooth® Hands-Free Interface & Streaming Audio with USB (except on DE)

## WHAT'S NEW FOR 2015

- New Front Fascia For SE & SE AWC
- New Alloy Wheel Design For SE, GT, SE AWC & GT AWC
- New Exterior Mirrors With Integrated Turn Signal (Except on DE)



2014 Model Shown

## FUEL ECONOMY

	CITY L / 100 km	HWY L / 100 km	COMBINED L / 100 km
2.0 L MT	8.3 L / 100 km	5.8 L / 100 km	7.1 L / 100 km
2.0 L CVT	7.8 L / 100 km	5.8 L / 100 km	6.9 L / 100 km
2.4 L S-CVT	9.1 L / 100 km	6.9 L / 100 km	8.1 L / 100 km

2014 NRCAN Fuel Consumption Guide

APEX  
SILVER  
A31

OCTANE  
BLUE  
D06

RALLY  
RED  
P26

TITANIUM  
GREY  
U17

WICKED  
WHITE  
W37

TARMAC  
BLACK  
X42

FEATURES, OPTIONS AND OTHER EQUIPMENT ARE BASED ON THE LATEST INFORMATION AT THE TIME OF ISSUE AND ARE SUBJECT TO CHANGE WITHOUT NOTICE.

© 2014 MITSUBISHI MOTOR SALES OF CANADA, INC.

\*\* NOT AVAILABLE FOR DE

# MODELS & SPECIFICATIONS

## DE / CL41-A (TBD)

Standard Features:

- 2.0 L 4 CYL. Engine (148 HP)
- 5-Speed Manual Transmission
- 16" Steel Wheels with Wheel Covers
- 140 Watt AM/FM/CD Audio System with 4 Speakers
- Front & Rear Disc Brakes
- Power Windows & Auto-Up/Down Driver's Window
- Power Door Locks
- Tilt & Height Adjustable Steering Wheel
- Mitsubishi Standard Safety Equipment
- And more . . .

## SE / CL41-C (TBD)

Includes all the DE Features Plus:

- Air Conditioning
- Heated Front Seats
- Bluetooth® 2.0 Hands-Free Phone Interface & USB Input
- Cruise Control
- Remote Keyless Entry
- 16" Alloy Wheels
- 6-Way Adjustable Driver's Seat
- 60/40 Split Folding Rear Seat
- Anti-Theft Security Alarm System
- And more . . .

## SE Limited Edition CL41-C (TBD)

Includes all SE Features Plus:

- Power Sunroof
- Rear Wing Spoiler
- Front Fog Lamps
- Leather-Wrapped Steering Wheel & Gear Shift Knob
- Exhaust Finisher

## GT / CL41-D (TBD)

Includes all SE Features Plus:

- Leather Seating Surfaces
- Automatic Climate Control
- 710W Rockford Fosgate® Display Audio System with 9 Speakers
- Sirius® Satellite Radio w/3 Months Complimentary Service
- Fast-Key Keyless Entry & Ignition System
- 16" Machine Finish Alloy Wheels
- And more . . .

## SE AWC / CL41-E (TBD)

Includes All SE CVT Features Plus:

- 2.4 L 4 Cyl. Engine (168 HP)
- All-Wheel Control (AWC) with Drive Mode Selector (2WD/4WD Auto/4WD Lock)
- Sportronic® CVT with Paddle Shifters
- Rear Wing Spoiler
- Rear Stabilizer Bar

## GT AWC / CL41-F (TBD)

Includes All GT CVT Features Plus:

- 2.4 L 4 Cyl. Engine (168 HP)
- All-Wheel Control (AWC) with Drive Mode Selector (2WD/4WD Auto/4WD Lock)
- Rear Stabilizer Bar

## EXTERIOR SPECIFICATIONS

Wheelbase	2635 mm	(103.7 in)
Length	4570 mm	(180.0 in)
Height	1480 mm	(58.3 in)
Width	1760 mm	(69.4 in)
Track, FR/RR	1530 mm	(60.2 in)
Curb Weight MT**	1,310 kg	(2,888 lbs)
Curb Weight CVT**	1,340 kg	(2,954 lbs)
Curb Weight AWC**	1,425 kg	(3,142 lbs)
Turning Circle -Curb to Curb	10.0 m	(32.8 ft)
Ground Clearance (min)	140 mm	(5.5 in)
Fuel Tank Capacity - FWD	59 L	(15.3 imp. gal)
Fuel Tank Capacity - AWC	55 L	(14.5 imp. gal)

## INTERIOR SPECIFICATIONS

Headroom (FR/RR)	1005 mm 935 mm	(39.6 in) / (36.9 in)
Headroom with Sunroof (FR/RR)	980 mm 935 mm	(38.5 in) / (36.9 in)
Shoulder Room (FR/RR)	1390 mm 1380 mm	(54.7 in) / (54.3 in)
Hip Room (FR/RR)	1355 mm 1375 mm	(53.3 in) / (54.1 in)
Leg Room (FR/RR)	1075 mm 915 mm	(42.3 in) / (36.1 in)
Total Volume / with Sunroof	2996 L 2939 L	(105.8 cu ft) / (103.8 cu ft)
Cargo Volume / with Subwoofer	348 L 334 L	(12.3 cu ft) / (11.8 cu ft)
Seating Capacity	5	

## WARRANTY

\* Best backed claim does not cover Lancer Evolution, Lancer Ralliart or i-MiEV.\* MITSUBISHI MOTORS, BEST BACKED CARS IN THE WORLD are trade-marks of Mitsubishi Motors North America, Inc. and are used under license. \*\* Whichever comes first. Regular maintenance not included. See dealer or mitsubishi-motors.ca for warranty terms, restrictions and details. Not all customers will qualify.  
\*\* Specifications are based on the 2014 model and are subject to change.

# LANCER SPORTBACK



2014 Model Shown

## PRODUCT HIGHLIGHTS

- 7 Standard Airbags Including Driver's Knee Airbag
- Choice of 5-Speed Manual Transmission or Continuously Variable Transmission
- Standard Bluetooth® Hands-Free Interface & Streaming Audio with USB
- Mitsubishi's Best Backed Vehicle Warranty
- Height Adjustable Cargo Floor (2-positions)

## WHAT'S NEW FOR 2015

- New Front Fascia For SE
- New Alloy Wheel Design
- New Exterior Mirrors With Integrated Turn Signal



2014 Model Shown

## FUEL ECONOMY

	CITY L / 100 km	HWY L / 100 km	COMBINED L / 100 km
2.0 L MT	8.6 L / 100 km	5.9 L / 100 km	7.4 L / 100 km
2.0 L CVT	8.3 L / 100 km	6.0 L / 100 km	7.2 L / 100 km

2014 NRCAN Fuel Consumption Guide

APEX  
SILVER  
A31

OCTANE  
BLUE  
D06

RALLY  
RED  
P26

TITANIUM  
GREY  
U17

WICKED  
WHITE  
W37

TARMAC  
BLACK  
X42

FEATURES, OPTIONS AND OTHER EQUIPMENT ARE BASED ON THE LATEST INFORMATION AT THE TIME OF ISSUE AND ARE SUBJECT TO CHANGE WITHOUT NOTICE.  
© 2014 MITSUBISHI MOTOR SALES OF CANADA, INC.

# MODELS & SPECIFICATIONS

## SE / CL45-C (TBD)

### Standard Features:

- 2.0 L 4 CYL. Engine (148 HP)
- 5-Speed Manual Transmission (CVT Optional)
- 16" Alloy Wheels
- Air Conditioning
- Heated Front Seats
- Bluetooth® 2.0 Hands-Free Phone Interface & USB Input
- Cruise Control
- 140 Watt AM/FM/CD Audio System with 4 Speakers
- Front & Rear Disc Brakes
- Power Windows & Auto-Up/Down Driver's Window
- Power Door Locks with Remote Keyless Entry
- 6-Way Adjustable Driver's Seat
- 60/40 Split Folding Rear Seat
- Driver's Knee Airbag
- Tilt & Height Adjustable Steering Wheel
- Mitsubishi Standard Safety Equipment
- Anti-Theft Security Alarm System
- Height-Adjustable Cargo Floor (2-Position)
- Rear Wing Spoiler
- And more . . .

### Option:

- Power Sunroof with Sunshade

## GT / CL45-D (TBD)

### Includes all the SE Features Plus:

- Leather Seating Surfaces
- Automatic Climate Control
- Power Sunroof with Sunshade
- 710W Rockford Fosgate® Display Audio System with 9 Speakers
- Sirius® Satellite Radio w/3 Months Complementary Service
- Fast-Key Keyless Entry & Ignition System
- Front Fog Lamps
- Leather-Wrapped Steering Wheel & Gear Knob
- High Contrast Instrument Cluster
- Colour Multi-Information Display
- Chrome Plated Interior Door Handles
- 16" Machine Finish Alloy Wheels
- And more...

## EXTERIOR SPECIFICATIONS

Wheelbase	2635 mm	(103.7 in)
Length	4585 mm	(180.4 in)
Height	1505 mm	(59.3 in)
Width	1760 mm	(69.4 in)
Track, FR/RR	1530 mm	(60.2 in)
Curb Weight MT**	1,355 kg	(2,988 lbs)
Curb Weight CVT**	1,385 kg	(3,054 lbs)
Turning Circle –Curb to Curb	10.0 m	(32.8 ft)
Ground Clearance (min)	140 mm	(5.5 in)
Fuel Tank Capacity	59 L	(15.3 imp. gal)

## INTERIOR SPECIFICATIONS

Headroom (FR/RR)	1005 mm 935 mm	(39.6 in) / (36.9 in)
Headroom with Sunroof (FR/RR)	980 mm 935 mm	(38.5 in) / (36.9 in)
Shoulder Room (FR/RR)	1390 mm 1380 mm	(54.7 in) / (54.3 in)
Hip Room (FR/RR)	1355 mm 1375 mm	(53.3 in) / (54.1 in)
Leg Room (FR/RR)	1075 mm 915 mm	(42.3 in) / (36.1 in)
Total Volume / with Sunroof	3066 L 3027 L	(108.3 cu ft) / (106.5 cu ft)
Cargo Volume / Floor Down	391 L 433 L	(13.8 cu ft) / (15.3 cu ft)
Cargo Volume / 2nd Row Seat Down	1320 L	(46.6 cu ft)
Cargo Volume / 2nd Row Floor Down	1492 L	(52.7 cu ft)
Seating Capacity	5	

## WARRANTY

**BEST  
BACKED  
CARS**  
IN THE WORLD\*\*


**5 Year / 160,000 km**  
Powertrain Ltd Warranty\*


**5 Year / 100,000 km**  
New Vehicle Ltd Warranty\*


**5 Year / Unlimited km**  
Roadside Assistance\*

\* Best backed claim does not cover Lancer Evolution, Lancer Ralliart or i-MiEV.\* MITSUBISHI MOTORS, BEST BACKED CARS IN THE WORLD are trade-marks of Mitsubishi Motors North America, Inc. and are used under license.\*\* Whichever comes first. Regular maintenance not included. See dealer or mitsubishi-motors.ca for warranty terms, restrictions and details. Not all customers will qualify.  
\*\* Specifications are based on the 2014 model and are subject to change.



2014 Model Shown

## PRODUCT HIGHLIGHTS

- IIHS Top Safety Pick for 2013
- 7 Standard Airbags Including Driver's Knee Airbag
- Choice of 5-Speed Manual Transmission or Continuously Variable Transmission
- Available All-Wheel Control (AWC) with Drive Mode Selector (2WD/4WD Auto/4WD Lock)
- Standard Bluetooth® Hands-Free Interface & Streaming Audio with USB (Except ES)
- Mitsubishi's Best Backed Vehicle Warranty



2014 Model Shown

## WHAT'S NEW FOR 2015

- New SE AWC Limited Priceline
- New LED Daytime Running Lamps on GT
- New Generation CVT
- New Audio Trim Panel

## FUEL ECONOMY

	CITY L / 100 km	HWY L / 100 km	COMBINED L / 100 km
2.0 L MT 2WD	8.6 L / 100 km	6.3 L / 100 km	7.6 L / 100 km
2.0 L CVT 2WD	8.3 L / 100 km	6.4 L / 100 km	7.5 L / 100 km
2.0 L CVT 4WD	8.5 L / 100 km	6.7 L / 100 km	7.7 L / 100 km

2014 NRCAN Fuel Consumption Guide

OCTANE  
BLUE  
D06

RALLY  
RED  
P26

QUICK  
SILVER  
U04

TITANIUM  
GREY  
U17

WHITE  
PEARL  
W55

LABRADOR  
BLACK  
X42

FEATURES, OPTIONS AND OTHER EQUIPMENT ARE BASED ON THE LATEST INFORMATION AT THE TIME OF ISSUE AND ARE SUBJECT TO CHANGE WITHOUT NOTICE.  
© 2014 MITSUBISHI MOTOR SALES OF CANADA, INC.

# MODELS & SPECIFICATIONS

## ES FWD / CS45-A (C01)

### Standard Features:

- 2.0 L 4 Cyl. Engine (148 HP)
- 5-Speed Manual Transmission
- 16" Steel Wheels with Wheel Covers
- Air Conditioning
- Heated Front Seats
- Cruise Control with Steering Wheel-Mounted Controls
- 140 Watt AM/FM Audio System with 4 Speakers
- Power Windows & Auto-Up/Down Driver's Window
- Power Door Lock with Remote Keyless Entry
- Tilt & Telescoping Steering Wheel
- 60/40 Split Folding Rear Seat with Recline
- Anti-Theft Security Alarm System
- Hill Start Assist
- Mitsubishi Standard Safety Equipment
- Driver's Knee Airbag
- And more . . .

## SE FWD/ CS45-D (C02/C03)

### Includes all the ES Features Plus:

- 16" Alloy Wheels
- Bluetooth® 2.0 Hands-Free Phone Interface & USB Input
- Steering Wheel-Mounted Audio Controls
- Front Fog Lamps
- Leather-Wrapped Steering Wheel
- Leather-Wrapped Gear Shift Knob
- Rear Privacy Glass
- And more . . .

### Option:

CVT Transmission (C03)

## SE AWC / CS45-E (C04/C05)

### Includes all SE CVT Features Plus:

- All-Wheel Control (AWC) with Drive Mode Selector (2WD/4WD Auto/4WD Lock)

### Option:

Limited Edition Package (C05)

- 18" Alloy Wheels
- Chrome Grille Surround
- Roof Rails
- Chrome Exhaust Finisher
- Front & Rear Undercovers
- Limited Edition Badge
- Paddle Shifters
- Automatic Climate Control
- Premium Fabric Seating Surfaces
- High Contrast Instrument Cluster
- Illuminated Vanity Mirrors

## GT AWC / CS45-X (C06/C07/C08)

### Includes all SE AWC Features Plus:

- Paddle Shifters
- Automatic Climate Control
- 18" Alloy Wheels
- Panoramic Fixed Glass Roof
- FAST-Key Keyless Entry & Ignition System
- Sirius® Satellite Radio w/ 3 Months Complimentary Service
- Premium Fabric Seating Surfaces
- Auto On/Off High Intensity Discharge (HID) Headlamps
- Rain-Sensing Windshield Wipers
- Roof Rails
- Chrome Exhaust Finisher
- And more...

### Option:

Premium Package (C07)

- Leather Seating Surfaces
- Power Driver's Seat
- Cargo Cover
- Rockford Fosgate® Audio System with 9 Speakers

Navigation Package (C08)

(Only Available with Premium Package)

- GPS Navigation System

## EXTERIOR SPECIFICATIONS

Wheelbase	2670 mm	(105.1 in)
Length	4295 mm	(169.1 in)
Height	1630 mm	(64.2 in)
Width	1770 mm	(69.7 in)
Track - FR/RR	1525 mm	(60.0 in)
Curb Weight**	1,370 kg ~ 1,485 kg	(3,021 lbs ~ 3,247 lbs)
Turning Circle - Curb to Curb	5.3 m	(17.4 ft)
Ground Clearance (min)	215 mm	(8.5 in)
Fuel Tank Capacity - 2WD	58 L	(15.3 imp. gal)
Fuel Tank Capacity - 4WD	60 L	(15.8 imp. gal)

## INTERIOR SPECIFICATIONS

Headroom (FR/RR)	1000 mm 963 mm	(39.3 in) / (37.9 in)
Headroom (FR/RR) - Panoramic Roof	988 mm 934 mm	(38.9 in) / (36.8 in)
Shoulder Room (FR/RR)	1427 mm 1410 mm	(56.2 in) / (55.5 in)
Hip Room (FR/RR)	1324 mm 1310 mm	(52.1 in) / (51.6 in)
Leg Room (FR/RR)	1056 mm 921 mm	(41.6 in) / (36.3 in)
Total Volume/ With Pan. Roof & Sub	3375 L 3273 L	(119.2 cu ft) / (115.6 cu ft)
Cargo Volume - 2nd Row Down/ Sub	1402 L 1382 L	(49.5 cu ft) / (48.8 cu ft)
Cargo Volume - 2nd Row Up/ Sub	614 L 569 L	(21.7 cu ft) / (20.1 cu ft)
Seat Capacity	5	

## WARRANTY

**5 Year / 160,000 km**  
Powertrain Ltd Warranty\*

**5 Year / 100,000 km**  
New Vehicle Ltd Warranty\*

**5 Year / Unlimited km**  
Roadside Assistance\*

\* Best backed claim does not cover Lancer Evolution, Lancer Ralliart or i-MiEV.® MITSUBISHI MOTORS, BEST BACKED CARS IN THE WORLD are trade-marks of Mitsubishi Motors North America, Inc. and are used under license. \*\* Whichever comes first. Regular maintenance not included. See dealer or mitsubishi-motors.ca for warranty terms, restrictions and details. Not all customers will qualify.  
\*\* Specifications are based on the 2014 model and are subject to change.

# OUTLANDER



2014 Model Shown

## PRODUCT HIGHLIGHTS

- Standard Bluetooth® Phone Interface & Streaming Audio with USB
- Available All-Wheel Control (AWC) with Drive Mode Selector (4WD ECO/Auto/Lock) or Super All-Wheel Control (S-AWC) with Drive Mode Selector (ECO/Normal/Snow/Lock)
- Standard Automatic Climate Control
- Standard Remote Keyless Entry
- Available 7-Passenger Seating (Folds flat when not in use)
- Available Power Liftgate
- Available Lane Departure Warning, Forward Collision Mitigation & Adaptive Cruise Control
- Mitsubishi's Best Backed Vehicle Warranty



2014 Model Shown

## WHAT'S NEW FOR 2015

- New Front Grille Design
- New Front & Rear Skid Plate Styling
- New Black Wheel Arch Mouldings
- New Alloy Wheel Design for GT S-AWC
- New LED Tail Lamps for GT S-AWC
- New Silver Roof Rails for GT S-AWC

## FUEL ECONOMY

	CITY L / 100 km	HWY L / 100 km	COMBINED L / 100 km
4 CYL. 2WD	8.2 L / 100 km	6.3 L / 100 km	7.3 L / 100 km
4 CYL. AWC	8.6 L / 100 km	6.8 L / 100 km	7.8 L / 100 km
V6 AWC/S-AWC	10.1 L / 100 km	7.1 L / 100 km	8.8 L / 100 km

2014 NRCAN Fuel Consumption Guide

COOL  
SILVER  
A31

COPPER  
C07

RALLY  
RED  
P26

COSMIC  
BLUE  
D14

TITANIUM  
GREY  
U17

DIAMOND  
WHITE  
W13

LABRADOR  
BLACK  
X42

FEATURES, OPTIONS AND OTHER EQUIPMENT ARE BASED ON THE LATEST INFORMATION AT THE TIME OF ISSUE AND ARE SUBJECT TO CHANGE WITHOUT NOTICE.  
© 2014 MITSUBISHI MOTOR SALES OF CANADA, INC.

# MODELS & SPECIFICATIONS

## ES FWD / CO45-A (C01)

### Standard Features:

- 2.4 L 4 Cyl. Engine
- CVT Transmission
- 16" Alloy Wheels
- Automatic Climate Control
- Heated Front Seats
- Cruise Control
- AM/FM/CD/MP3 Audio System with 6 Speakers
- Power Windows with Auto-Up/Down Driver's Window
- Power Door Locks with Remote Keyless Entry
- Tilt & Telescoping Steering Wheel
- Rear Privacy Glass
- Bluetooth® 2.0 Hands-Free Interface with Streaming Audio & USB Input
- Leather-Wrapped Steering Wheel & Gear Shift Knob
- Anti-Theft Security Alarm System
- Mitsubishi Standard Safety Equipment
- And more...

- Front Fog Lamps
- Dual Zone Automatic Climate Control
- Seating for 7 Passengers
- Sliding 2nd Row Seat with Recline
- Side-View Mirrors with Integrated LED Indicator Lamps
- Paddle Shifters
- 3rd Row Flat-Folding Seat
- Black Painted Roof Rails
- And more...

### Options:

- SE Touring Package (C60)
- Power Glass Sunroof with Sunshade
- 18" Alloy Wheels
- Display Audio with Rearview Camera
- Sirius® Satellite Radio with 3 Months Complimentary Service

## GT S-AWC / CO45-X (C61/C62)

Includes All SE with Touring Package Features Plus:

- Super All-Wheel Control (S-AWC) with Drive Mode Selector (ECO/Normal/Snow/Lock)
- Active Front Differential
- Lane Departure Warning
- Forward Collision Mitigation
- Adaptive Cruise Control
- Power Liftgate
- Auto-on/off Super-Wide High Intensity Discharge HID Headlamps
- Chrome Beltline Trim
- Leather Seating Surfaces
- Power Driver's Seat
- 710-Watt Rockford Fosgate® Display Audio System with 9 Speakers
- Rain-Sensing Windshield Wipers
- High Contrast Speedometer & Tachometer
- And more...

### Options:

- Navigation Package (C62)
- Mitsubishi Multi-Communication System (MMCS) Navigation System
- 7" Touch Screen Display

## ES AWC / CO45-F (C02/C70)

### Includes All ES FWD Features Plus:

- All-Wheel Control (AWC) with Drive Mode Selector (4WD ECO/Auto/Lock)

### Options:

- Premium Package (C70)
- Power Glass Sunroof with Sunshade
- 18" Alloy Wheels
- Leather Seating Surfaces
- Power Driver's Seat
- Dual Zone Automatic Climate Control
- Front Fog Lamps
- Display Audio with Rearview Camera
- Sirius® Satellite Radio with 3 Months Complimentary Service
- Black Painted Roof Rails
- And more...

## SE AWC CO45-G (C03/C60)

### Includes All ES AWC Features Plus:

- 3.0 L 6 Cyl. Engine
- 6-Speed Sportronic® Automatic Transmission with Idle Neutral Logic
- FAST-Key Keyless Entry & Ignition System

## EXTERIOR SPECIFICATIONS

Wheelbase	2670 mm	(105.1 in)
Length	4656 mm	(183.3 in)
Height	1679 mm	(66.1 in)
Width	1801 mm	(70.9 in)
Track, FR/RR	1539 mm	(60.6 in)
Curb Weight**	1460 kg ~ 1620 kg	(3219 lbs ~ 3571 lbs)
Turning Circle –Curb to Curb	10.6 m	(34.8 ft)
Ground Clearance (min)	216 mm	(8.5 in)
Fuel Tank Capacity - 2WD	63 L	(16.6 imp. gal)
Fuel Tank Capacity - AWC	60 L	(15.8 imp. gal)

## INTERIOR SPECIFICATIONS

Headroom with Sunroof (FR/RR)	1031 mm 975 mm	(40.6 in) / (38.4 in)
Shoulder Room (FR/RR)	1433 mm 1425 mm	(56.4 in) / (56.1 in)
Hip Room (FR/RR)	1336 mm 1313 mm	(52.6 in) / (51.7 in)
Leg Room (FR/RR)	1039 mm 947 mm	(40.9 in) / (37.3 in)
Passenger Volume	3630 L	(128.2 cu ft)
Cargo Volume-2nd & 3rd Row Down	1792 L	(63.3 cu ft)
Cargo Volume-2nd Up & 3rd Row Down	968 L	(34.2 cu ft)
Cargo Volume-2nd & 3rd Row Up	292 L	(10.3 cu ft)
Seat Capacity	5	(7 for SE & GT)
Towing Capacity (4 cyl./ V6)	680 kg 1587 kg	(1500 lbs) / (3500 lbs)

## WARRANTY





**Year/160,000 km**  
Powertrain Ltd Warranty\*



**Year/100,000 km**  
New Vehicle Ltd Warranty\*



**Year/Unlimited km**  
Roadside Assistance\*

\* Best backed claim does not cover Lancer Evolution, Lancer Ralliart or i-MiEV.® MITSUBISHI MOTORS, BEST BACKED CARS IN THE WORLD are trade-marks of Mitsubishi Motors North America, Inc. and are used under license. \*\* Whichever comes first. Regular maintenance not included. See dealer or mitsubishi-motors.ca for warranty terms, restrictions and details. Not all customers will qualify.

\*\* Specifications are based on the 2014 model and are subject to change.



# Warranty

At Mitsubishi Motors, we are so confident in the quality, reliability and durability of our vehicles that we back every model<sup>1</sup> with some of the most comprehensive warranties available.



## 10-Year / 160,000 km Powertrain Limited Warranty

The powertrain is the heart of your vehicle, so we do everything we can to make sure it never skips a beat. That includes protecting it with a warranty that'll last long after the new-car smell fades. Sure, 10-year / 160,000 km coverage is bold, but we have over 90 years of vehicle building confidence to back it up.

## 5-Year / 100,000 km New Vehicle Limited Warranty

The Mitsubishi Motors model line up is a blend of eye-catching style and adrenalin-pumping performance. There are thousands of parts that go into our performance vehicles, and we back just about everything for 5 years or 100,000 kilometres, whichever comes first.

## 5-Year / Unlimited Roadside Assistance

Mitsubishi Motors Roadside Assistance is one kind of protection you know you can rely on when the going gets tough. In the unlikely event you should find yourself in need of a little help on the road, just call Roadside Assistance 24 hours a day, 365 days a year and we'll provide the emergency services you need, including free towing, battery boosts, flat-tire tire service, emergency fuel and fluid delivery and more.<sup>2</sup>

\*BEST BACKED CLAIM DOES NOT COVER LANCER EVOLUTION, LANCER RALLIART OR I-MIEV. \*MITSUBISHI MOTORS, BEST BACKED CARS IN THE WORLD ARE TRADE-MARKS OF MITSUBISHI MOTORS NORTH AMERICA, INC. AND ARE USED UNDER LICENSE. \*\*WHICHEVER COMES FIRST. REGULAR MAINTENANCE NOT INCLUDED. SEE DEALER OR MITSUBISHI-MOTORS.CA FOR WARRANTY TERMS, RESTRICTIONS AND DETAILS. NOT ALL CUSTOMERS WILL QUALIFY.

<sup>1</sup>WARRANTY COVERAGE APPLIES TO NEW OWNERS OF NEW VEHICLES. MITSUBISHI MOTORS 10/5/5 WARRANTY IS NOT AVAILABLE ON THE LANCER EVOLUTION, THE LANCER RALLIART, AND I-MIEV. FOR SPECIFIC WARRANTY INFORMATION ON THE LANCER EVOLUTION, AND LANCER RALLIART PLEASE SEE YOUR LOCAL DEALER.

<sup>2</sup>THERE IS NO CHARGE FOR THE LABOUR TO PROVIDE THESE SERVICES DURING YOUR COVERAGE PERIOD. COST OF CERTAIN ITEMS SUCH AS GASOLINE, TIRES, ETC. ARE THE CUSTOMER'S RESPONSIBILITY. AN AUTHORIZED MITSUBISHI MOTORS DEALER MUST PERFORM ALL RELATED REPAIR WORK.

# Accessories

Whether it is added protection with rear bumper protectors, convenience with roof rack kits, or style with a rear spoiler, Mitsubishi Genuine Accessories are available for the entire line up.\*

Available Accessories include:

Engine Block Heater

Wheel Locks

Fog Light Kit

Mud Guards

Trailer Hitches

Body Moulding

Rear Bumper Protectors

Roof Rack Kits

Ski/ Snowboard Attachments

Bike Attachments

Rear Spoiler

Rear Seat Entertainment

Exhaust Finisher

Park Assist Sensors

All-Weather Floor Mats

Cargo/ Trunk Mats

Cargo Nets

Mirror Covers



\*Subject to availability. Please contact a fleet representative for details and pricing. Not all accessories will be available for all models. Towing equipment should only be used with vehicles with tow rating and should follow prescribed methods as detailed in the owner's manual.

# FLEET CONTACTS

**David Murphy**  
Senior Manager, Fleet

Direct: (905) 214-9048  
Cell: (416) 420-8519  
dmurphy@mmcan.ca

**Shawn Bryan**  
National Remarketing/Fleet/EV Manager

Direct: (905) 214-9010  
Cell: (416) 301-5316  
sbryan@mmcan.ca

**Luc Grenier**  
Fleet/EV Manager

Direct: (905) 214-9068  
Cell: (647) 444-7573  
lgrenier@mmcan.ca

**Manon Paré**  
Specialist, Fleet Operations

Direct: (905) 214-9014  
mpare@mmcan.ca

[www.mitsubishifleet.ca](http://www.mitsubishifleet.ca)



**Mixed Sources**

Product group from well-managed  
forests and other controlled sources  
[www.fsc.org](http://www.fsc.org) Cert no. SW-COC-002363  
© 1996 Forest Stewardship Council