

1987 Ford Club Wagon



FORD CLUB WAGON
FOR 1987

BEST-BUILT AMERICAN TRUCKS
SIX YEARS RUNNING

"Quality is Job 1." In fact, for the past six consecutive years, Ford quality has led all other American automotive companies. This is based on an average of owner-reported problems in the first three months of service on '86 models, and in a six-month period on '81-'85 models designed and built in North America.

THE ULTIMATE PASSENGER VAN

There are many reasons why you should make Ford Club Wagon your full-size passenger van in 1987. Club Wagon provides extraordinary spaciousness, comfort and versatility in your choice of seating capacities, from five on up to fifteen. Club Wagon offers a wide range of powerful engines, starting with the 4.9L I-6 which now has multiple-port electronically controlled fuel-injection for improved overall performance*. Club Wagon also features Ford's exclusive "out-front" design, Twin-I-Beam independent front suspension, and is the only van in its class built with solid body-on-frame construction.

*See your dealer for 4.9 liter EFI availability.



Club Wagon XLT comes with dual front reclining Captain's Chairs in its list of attractive standard features.



Club Wagon XL is equipped for outstanding value in addition to providing traditional full-size wagon comfort.



Super Wagon, the ultimate people mover, is ideal for van pooling or a variety of tasks with seating for up to 15.

CONTENTS

Ford Club Wagon Interior.....	4-5
Ford Club Wagon XLT and XL.....	6-7
Ford Club Wagon: The Technical Side.....	8-9
Preferred Equipment Packages	10-11
Options and Colors.....	12-13
Safety and Owner Benefits	14-15

Below: Club Wagon XLT in Dark Shadow Blue Metallic/Colonial White.

Some equipment shown on these pages may be optional. See options list on page 13.



1987 Ford Club Wagon 

FULL-SIZE SPACE AND COMFORT

WIDE CHOICE OF MODELS, SIZES AND SEATING CAPACITIES

Club Wagon models. The E-150 Club Wagon is the ideal passenger van if you need more space, versatility and towing muscle than a station wagon can provide. The E-250 and E-350 Club Wagons offer even more heavy-duty capability for van pooling and for towing the big Class IV trailers.

Club Wagon sizes. Club Wagon is available in E-150 or E-250 Regular Wagon and E-350 Super Wagon. While all ride on a 138-in. wheelbase, the Super Wagon provides 20 more inches of inside length.

Club Wagon seating. In Club Wagon you can seat five to eight passengers in the standard E-150 Regular Wagon—just right for the average family—and up to fifteen in the E-350 Super Wagon.

This year there's a new 8-passenger E-250 model that provides family-size seating and, with an optional 7.5L gas or 6.9L diesel engine, delivers added power for towing larger boats or trailers.

Club Wagon models also offer a wide selection of seating arrangements, all of them listed in the seating capacity chart on page 9. Front bucket seats or luxurious Captain's Chairs, 3- and 4-passenger bench seats, and the rear seat/bed come in a variety of combinations to suit your particular needs.

"QUICK-RELEASE" REAR SEAT FOR VERSATILITY

Ford Club Wagon is one of the most spacious and comfortable passenger vans you can buy. In the standard Club Wagon, you have seating for five plus lots of room for your luggage or whatever else you wish to carry.

Along with Club Wagon's exceptional spaciousness and comfort, you also have outstanding versatility. The 3-passenger bench seat design includes a "quick-release" feature. So the seat is very easy to remove if you need additional load space.

EXCLUSIVE "OUT-FRONT" DESIGN

This is a feature which only Club Wagon owners can enjoy in a full-size passenger van. Club Wagon's "out-front" design offers a number of important benefits. Because the engine is located forward of the passenger compartment, there's more than a foot of clearance between

the engine cover and each front seat for convenient access to the rear passenger and cargo compartments. Also, the angle of the soft vinyl steering wheel is low, providing car-like driving comfort. And because of the forward location of the front wheel-housings, entering or leaving by the front doors is convenient. What's more, the "out-front" design puts 28 key service items under the hood for easy maintenance.

DRIVER COMFORT AND CONVENIENCE

Seating and instrumentation in a vehicle must be carefully designed to provide the level of comfort drivers require, especially on long trips. The seats in Club Wagon feature deep foam cushions on a solid frame for back and thigh support, and are adjustable with five inches of fore and aft travel to provide the most comfortable position.

Controls and gauges on the instrument panel are arranged for optimum convenience—ease of operation and readability. Ammeter, engine temperature and oil pressure gauges, as well as interval windshield wipers, are among the many features included as standard in both XL and XLT Club Wagon series.

Right: Club Wagon XLT interior in Regatta Blue, shown with optional Quad Captain's Chairs.

Some equipment shown on these pages may be optional. See options list on page 13.





FORD CLUB WAGON XLT

**THE TOP-OF-THE-LINE
CLUB WAGON**

All the features unique to Club Wagon XLT make a real difference in your riding pleasure, whether you're the driver or a passenger. Inside, XLT has standard cloth/vinyl reclining Captain's Chairs, shown at right, and a 3-passenger rear bench seat. The sun visors and the full-length headliner are trimmed in color-keyed cloth. XLT also includes dual beam/dome map lights, a headlights-on audible alert, plus a convenient

underhood courtesy light. You get a color-keyed vinyl spare tire cover, too. Outside, XLT features a chrome grille and headlight surround molding, lower bodyside moldings, black bumper rub strips, and deluxe wheel covers. There's a lot more to XLT, of course—beginning with everything that comes standard in the Club Wagon XL featured on the next page.

Above: Club Wagon XLT in Dark Shadow Blue Metallic/Light Regatta Blue Metallic.

Right: XLT interior in Regatta Blue.

Some equipment shown on these pages may be optional. See the options list on page 13.



FORD CLUB WAGON XL

**WHERE OUTSTANDING VALUE
IS STANDARD**

Club Wagon XL gets right down to the basics of what value is all about. The affordable and spacious XL provides a list of standard features that's nothing less than impressive. Comfortable front bucket seats. Color-keyed vinyl door trim panels with leather-tone inserts and map pockets. Full-length color-keyed carpeting and hardboard headliner. Ammeter, engine temperature and oil pressure gauges. Interval

windshield wipers. Electronic AM radio with digital clock. Pivoting front vent windows. Halogen headlights. Tinted glass. Bright low-mount swingaway outside mirrors. Plus a high-torque 4.9L EFI I-6 engine teamed with a 4-speed manual overdrive transmission. The 4.9L this year is equipped with multiple-port electronic fuel-injection (EFI) for improved all-around performance.* And Ford takes tough measures to protect Club Wagon against corrosion, making your Club Wagon a passenger van of excellent quality as well as value.

*See your dealer for 4.9 liter EFI availability.

Above: Super Wagon XL in Medium Silver Metallic. Right: XL interior in Canyon Red.



FORD CLUB WAGON: THE TECHNICAL SIDE

Ford's commitment to quality engineering is one reason why Ford has been first in total truck sales for the past 17 years.* You'll experience this tradition of engineering excellence in the total performance that Club Wagon delivers.

In Club Wagon you have a wide selection of engines, from the standard high-torque 4.9L I-6 with new multiple-port electronic fuel injection to a line of four powerful V-8's. And Club Wagon features the convenient "out-front" design, is engineered with body-on-frame construction and the Twin-I-Beam independent front suspension, all available only in a full-size passenger van from Ford.

MULTIPLE-PORT FUEL-INJECTED 4.9L SIX AND 5.0L V-8 ENGINES

The standard engine in all Club Wagon models is the 4.9L I-6, for years the biggest Six in its class. And now, equipped with multiple-port electronic fuel injection (EFI), the 4.9L delivers more horsepower and torque than the previous carbureted engine.**

Multiple-port electronic fuel injection not only increases performance, but also distributes fuel more efficiently, provides smooth running and easy starting in all weather conditions.

Multiple-port electronic fuel injection is also standard with the 5.0L V-8. Optional in E-150,

this engine is the most powerful small V-8 available in a full-size van. It's teamed with Ford's 4-speed Automatic Overdrive transmission (AOD). In overdrive 4th gear, torque is transmitted by way of direct 100% mechanical linkup, eliminating power-wasting hydraulic slippage. On the highway, engine rpm are cut by one-third, a fuel-saving feature.

POWERFUL 5.8L AND 7.5L V-8's

If you need a hefty gas-powered V-8 for applications such as trailer towing, Club Wagon offers you a choice of two big V-8's to match your particular needs.

The 5.8L, a high-output (HO) engine with 4-barrel carburetor, has a 13,500-lb. gross combination weight rating (GCWR) for trailer towing with the 4.10 rear axle ratio. Should you need even more power, there's the high-cube 7.5L HO V-8 which has a GCWR of 18,500 lbs. and a gross trailer weight rating of 10,000 lbs. The 7.5L, optional in E-250/350, is the biggest V-8 available in a light truck.

6.9L "TRUE DIESEL" PERFORMANCE

Under the hood of your E-250 or E-350 Club Wagon you can have the largest and most powerful diesel engine available in full-size passenger vans. And you have the confidence of knowing that the 6.9L diesel V-8 is a true diesel, not a converted gas engine. The 6.9L has a 14,000-lb. GCWR for trailer towing and a gross trailer weight rating of 8,000 pounds.

OPTIONAL TRAILER TOWING PACKAGE

With a solid body mounted on a sturdy frame and powered by a 7.5L gas or 6.9L diesel V-8, properly equipped E-250/350 Club Wagon models can tow the big Class IV trailers. An available Trailer Towing Package includes: super engine cooling, auxiliary automatic transmission oil cooler, trailer towing wiring harness, heavy-duty turn signal flasher (engine oil cooler and electric fuel pump with 7.5L engine), front stabilizer bar, heavy-duty front springs, plus heavy-duty shock absorbers (E-150/250).

EXCLUSIVE BODY-ON-FRAME CONSTRUCTION

In no other full-size passenger van but Club Wagon do you have the benefits of body-on-frame construction. The parallel ladder-type frame has full-length side rails and heavy-gauge channel sidemembers with up to seven crossmembers. It all adds up to the way Club Wagon is built—Ford tough!

EXCLUSIVE TWIN-I-BEAM FRONT SUSPENSION AND OTHER FEATURES

Only in a Ford Club Wagon passenger van do you have the comfortable ride provided by this famous Ford-engineered independent front suspension system. Each wheel has its own forged I-beam axle and separate big coil spring to handle rough road conditions independently.



Out-front design



Club Wagon, properly equipped, is engineered to tow a heavy boat or trailer.

Power-assisted steering and braking systems. All-season steel-belted radial tires for traction. Gas-pressurized shock absorbers in E-150. And suspension components automatically selected by computer to match specific load requirements. These features also contribute to the outstanding ride comfort you'll experience in a Ford Club Wagon.

GAS MILEAGE

1987 EPA mileage estimates were not available at the time this catalog was approved for printing. As soon as EPA figures are released, your Ford Dealer will be among the first to receive this information and will be happy to pass it along to you.

*Based on total cumulative registrations from 1969 through May, 1986.

**See your dealer for 4.9 liter EFI availability.

Some equipment shown on these pages may be optional. See options list on page 13.



Twin-I-Beam independent front suspension

SPECIFICATIONS

Equipment		E-150	E-250/350
Powerteams	Std. Opt.	4.9L EFI I-6/4-Spd. Man. OD 4.9L EFI I-6/3-Spd. Auto. 4.9L EFI I-6/4-Spd. Auto. OD 5.0L EFI V-8/4-Spd. Auto. OD 5.8L HO V-8/3-Spd. Auto. ⁽¹⁾	4.9L EFI I-6/3-Spd. Auto. ⁽¹⁾ 5.8L HO V-8/3-Spd. Auto. ⁽¹⁾ 7.5L HO V-8/3-Spd. Auto. ⁽²⁾ 6.9L V-8 Diesel/3-Spd. Auto.
Fuel capacity:			
— Single tank (gal.)	Std.	23.4 ⁽³⁾	23.4 ⁽³⁾
— Auxiliary tank (gal.)	Opt.	18.0	18.0
Electrical:			
— Battery (amp-hr.)	Std.	71	71 (dual 83 with diesel)
— Alternator (amp)	Std.	60	60
Steering	Std.	Power	Power
Brakes	Std.	Power	Power
Construction	Std.	Body-on-frame	Body-on-frame
Shock absorbers	Std. Opt.	Front/rear gas-pressurized Heavy-duty ⁽⁴⁾	Front/rear Heavy-duty ⁽⁴⁾
Springs (combined rating @ ground):			
— Front coil	Std.	Computer-selected	Computer-selected
— Rear leaf	Std.	Computer-selected ⁽⁵⁾	Computer-selected ⁽⁶⁾
Tires	Std. Opt.	Five P235/75R15XL All-season White sidewalls	Five LT215/85R16E (E-250) All-season Five LT235/85R16E (E-350) All-season

OD - Overdrive. (1) Not available in California. (2) Minimum required in California. (3) 22.1 gallons with 5.8L HO V-8. (4) Available with Handling Package only: heavy-duty front springs, heavy-duty shock absorbers (twin-tube low-pressure in E-150), and front stabilizer bar. (5) Single-stage leaf springs. (6) Two-stage leaf springs.

SEATING CAPACITIES

	Club Wagon E-150							Club Wagon E-250				Super Wagon E-350			
Passengers	5*	5	7	7	8	8	8	8	8	12*	12	12	12	15*	15
Front Bucket Seats	•				•				•		•		•		•
Dual Captain's Chairs		•					•			•				•	
Quad Captain's Chairs			•		•										•
3-Pass. Rear Bench (1st)	•	•	•		•	•	•		•	•	•	•	•	•	•
3-Pass. Rear Bench (2nd)					•	•			•	•	•	•	•	•	•
3-Pass. Rear Bench (3rd)														•	
3-Pass. Seat/Bed				•			•								
4-Pass. Rear Bench										•	•		•	•	•

*Standard seating arrangement.

DIMENSIONS

Exterior				
Series	Wheelbase	Tread front/rear	Overall Length	Maximum Height
E-150	138"	69.4/67.0"	206.8"	80.9"
E-250	138"	68.4/66.0"	206.8"	83.5"
E-350 Super Wagon	138"	68.4/66.0"	226.8"	84.1"
Cargo Area				
Wheelbase	Length (seat to rear door)			
138" E-150/250	112.0" ⁽¹⁾ 78.4" ⁽²⁾			
138" E-350 Super Wagon	132.0" ⁽¹⁾ 35.7" ⁽³⁾			

(1) Front driver's seat to rear door. (2) Standard rear bench seat (5-pass. E-150 wagon) to rear door; 14.0" in E-250 with standard third bench seat (12-pass. wagon) to rear door. (3) Standard third bench seat to rear door.



PREFERRED
EQUIPMENT
PACKAGES

AN EASY WAY TO BUY

The E-150 Club Wagon XLT pictured at left illustrates the high level of standard equipment in this series. Included is Preferred Equipment Package 705A with the kinds of features that have proven popular with many wagon buyers.

E-150 CLUB WAGON XLT
(WITH PREFERRED EQUIPMENT
PACKAGE 705A):

- 5-passenger seating (Dual Captain's Chairs)
- XLT trim (see page 6)
- Air conditioning
- Light and Convenience Group
- Auxiliary fuel tank
- Speed control and tilt steering wheel
- Electronic AM/FM stereo radio with cassette tape player and digital clock
- Privacy™ glass
- Power door locks and windows
- Deluxe Insulation Package
- Deluxe Two-Tone paint
- Sport wheel covers
- Handling Package

Plus the following standard features:

- 4.9L EFI I-6 engine with EEC-IV computer*
- 4-speed manual overdrive transmission
- Twin-I-Beam independent front suspension
- Gas-pressurized shock absorbers
- P235/75R15XL BSW all-season steel-belted radial tires
- Interval windshield wipers
- Ammeter, engine temperature and oil pressure gauges
- Color-keyed door trim panels with leather-tone inserts and map pockets
- Full-length color-keyed carpeting
- Bright low-mount swingaway mirrors

*See your dealer for EFI availability.

Left: E-150 Club Wagon XLT in Midnight Canyon Red Metallic/Colonial White.

Some equipment shown may be optional. See options list on page 13.

Preferred Equipment Packages are groups of popular features. By combining them into groups, we simplify the ordering procedure. All you have to do is: (1) Decide on the trim level (XL or XLT); (2) Select the Preferred Equipment Package from the chart below that includes the features you want.

For instance, if you decide on an E-150 Club Wagon XLT, you can choose to have it equipped with one of three Preferred Equipment Packages numbered 703A, 704A and 705A. Package 703A is the standard XLT trim, which by itself is a well-equipped passenger van (detailed on page 6). Package

704A adds a group of options which includes: air conditioning; auxiliary fuel tank; Privacy™ glass; power door locks and windows. Package 705A adds even more options: electronic AM/FM stereo radio with cassette tape player and digital clock; Deluxe Insulation Package; deluxe two-tone paint; sport wheel covers; and Handling Package.

At this point, if you would like to further personalize your new Club Wagon XLT, refer to page 13, find the Preferred Equipment Package number under XLT trim, and select from the options listed under it.

CLUB WAGON XL	PREFERRED EQUIPMENT PACKAGES					
	E-150		E-250		E-350	
	700A	702A	710A	711A	720A	721A
5-passenger seating (Dual bucket seats)	•	•				
12-passenger seating (Dual bucket seats)			•	•		
15-passenger seating (Dual bucket seats)					•	•
XL Trim	•	•	•	•	•	•
Air conditioning		•				
High-capacity air conditioning/auxiliary heater				•		•
Light and Convenience Group ⁽¹⁾		•		•		•
Auxiliary fuel tank		•		•		•
Speed control and tilt steering wheel		•				
Electronic AM/FM stereo radio with digital clock		•				
Privacy™ glass		•				
Deluxe Insulation Package				•		•
Handling Package				•		•

CLUB WAGON XLT	PREFERRED EQUIPMENT PACKAGES						
	E-150			E-250		E-350	
	703A	704A	705A	712A	713A	722A	723A
5-passenger seating (Dual Captain's Chairs)	•	•	•		•		
12-passenger seating (Dual Captain's Chairs)				•	•		
15-passenger seating (Dual Captain's Chairs)						•	•
XLT Trim	•	•	•	•	•	•	•
Air conditioning		•	•				
High-capacity air conditioning/auxiliary heater					•		•
Light and Convenience Group ⁽¹⁾	•	•	•	•	•	•	•
Auxiliary fuel tank		•	•		•		
Speed control and tilt steering wheel	•	•	•	•	•	•	•
Electronic AM/FM stereo radio with digital clock	•	•			•		•
Electronic AM/FM stereo radio with cassette tape player and digital clock			•				
Privacy™ glass		•	•		•		•
Power door locks and windows		•	•				
Deluxe Insulation Package			•		•		•
Deluxe Two-Tone paint			•				
Sport wheel covers			•				
Handling Package			•		•		•

⁽¹⁾ Includes dual beam dome/map light, underhood light, and "headlights-on" alert.

1987 Ford Club Wagon



PERSONALIZED OPTIONS

In addition to the Preferred Equipment Packages, Club Wagon offers a range of individual options which allow you to equip your vehicle even more to your particular needs.

Once you've chosen the model and Preferred Equipment Package you desire, find your Preferred Equipment Package number in the chart on page 13, then choose from the options listed under it.

Options and their availability are subject to change during the year. Some options may be subject to ordering restrictions. Your Ford Dealer can give you complete details.

Following are descriptions of selected options that may be of particular interest to you.

ELECTRONIC AM/FM STEREO RADIO WITH CASSETTE TAPE PLAYER

Among the features of this electronic stereo system are Dolby® noise reduction, seek tuning that selects the next listenable station either up or down scale, manual tuning, and fast forward/rewind buttons for the cassette tape. Also, separate bass/treble controls, left/right balance and front/rear fader controls. New features for 1987 include a power amplifier and an electronic digital clock.



Electronic AM/FM stereo radio with cassette tape



Chrome rear step bumper



Hinged side cargo doors (no extra cost)



Bright swing-out recreational mirrors



Speed control and tilt steering wheel



Deluxe wheel covers and Sport wheel covers



Combination rear seat/bed

HINGED SIDE CARGO DOORS


Club Wagon comes standard with a sliding side cargo door. You may choose, however, to specify the hinged side cargo doors which swing out to open. They are available at no extra cost.

SPEED CONTROL AND TILT STEERING WHEEL

Speed controls are within easy reach on the steering wheel and include a convenient "resume" feature that lets you return to the speed previously set at the touch of a button. The tilt wheel adjusts to the most comfortable position, makes entry and exit easy.

DELUXE TWO-TONE

Accent paint is applied on the roof and between the two-color accent tape stripe and the lower bodyside molding.



□ Body Color ■ Accent Color



Power door locks and windows



Outside spare tire carrier (E-150)

■ = Optional ● = Included in equipment packages (see page 11 for additional standard features)


	PREFERRED EQUIPMENT PACKAGES					
	E-150		E-250		E-350	
CLUB WAGON XL	700A	702A	710A	711A	720A	721A
8-passenger seating (Dual bucket seats)	■	■	■	■	■	■
8-passenger seating (Dual Captain's Chairs)	■	■	■	■	■	■
12-passenger seating (Dual bucket seats)			●	●	■	■
12-passenger seating (Dual Captain's Chairs)			■	■	■	■
15-passenger seating (Dual Captain's Chairs)					■	■
Air conditioning	■	■	■	■	■	■
High-capacity air conditioning/auxiliary heater	■	■	■	■	■	■
Electronic AM/FM stereo with digital clock	■	■	■	■	■	■
Electronic AM/FM stereo with cassette tape player and digital clock	■	■	■	■	■	■
Radio credit option	■	■	■	■	■	■
Trim credit option (deletes front, side and rear door trim panels and garnish moldings; includes black insulated floor mat plus argent bumpers)	■	■	■	■	■	■
Power door locks and windows	■	■	■	■	■	■
Speed control and tilt steering wheel	■	■	■	■	■	■
Light and Convenience Group (see page 11)	■	■	■	■	■	■
Floor mat (in place of carpet)	■	■	■	■	■	■
Deluxe Two-Tone paint	■	■	■	■	■	■
Privacy™ glass	■	■	■	■	■	■
Hinged side cargo doors (no extra cost)	■	■	■	■	■	■
Bright swing-out recreational mirrors	■	■	■	■	■	■
Chrome rear step bumper	■	■	■	■	■	■
Deluxe wheel covers	■	■	■	■	■	■
Sport wheel covers	■	■	■	■	■	■
Outside spare tire carrier	■	■	■	■	■	■
Deluxe Insulation Package	■	■	■	■	■	■
Trailer Towing Package (see page 8)	■	■	■	■	■	■
Handling Package (see Specifications, page 9)	■	■	■	■	■	■
Auxiliary fuel tank	■	■	■	■	■	■
Auxiliary heater	■	■	■	■	■	■
Engine block heater	■	■	■	■	■	■

	PREFERRED EQUIPMENT PACKAGES							
	E-150			E-250		E-350		
CLUB WAGON XLT	703A	704A	705A	712A	713A	722A	723A	
8-passenger seating (Dual Captain's Chairs)	■	■	■	■	■	■	■	
8-passenger seating (Dual Captain's Chairs, Seat/Bed)	■	■	■					
7-passenger seating (Quad Captain's Chairs, Seat/Bed or Rear Bench)		■	■					
12-passenger seating (Dual Captain's Chairs)				●	●	■	■	
Air conditioning	■	■	■	■	■	■	■	
High-capacity air conditioning/auxiliary heater	■	■	■	■	■	■	■	
Electronic AM/FM stereo with digital clock	■	■	■	■	■	■	■	
Electronic AM/FM stereo with cassette tape player and digital clock	■	■	■	■	■	■	■	
Radio credit option	■	■	■	■	■	■	■	
Power door locks and windows	■	■	■	■	■	■	■	
Speed control and tilt steering wheel	■	■	■	■	■	■	■	
Deluxe Two-Tone paint	■	■	■	■	■	■	■	
Privacy™ glass	■	■	■	■	■	■	■	
Hinged side cargo doors (no extra cost)	■	■	■	■	■	■	■	
Bright swing-out recreational mirrors	■	■	■	■	■	■	■	
Chrome rear step bumper	■	■	■	■	■	■	■	
Sport wheel covers	■	■	■	■	■	■	■	
Outside spare tire carrier	■	■	■	■	■	■	■	
Deluxe Insulation Package	■	■	■	■	■	■	■	
Trailer Towing Package (see page 8)	■	■	■	■	■	■	■	
Handling Package (see Specifications, page 9)	■	■	■	■	■	■	■	
Auxiliary fuel tank	■	■	■	■	■	■	■	
Auxiliary heater	■	■	■	■	■	■	■	
Engine block heater	■	■	■	■	■	■	■	

COLOR SELECTIONS

Exterior Paint Colors	Interior Trim Colors		
	Regatta Blue	Canyon Red	Chestnut
Dark Grey Metallic		X	
Medium Silver Metallic	X	X	
Midnight Canyon Red Metallic		X	X
Light Regatta Blue Metallic	X		
Light Regatta Blue	X		
Dark Walnut Metallic			X
Dark Canyon Red		X	
Dark Shadow Blue Metallic	X		X
Colonial White	X	X	X
Desert Tan Metallic			X
Light Chestnut			X

Some of these paint colors are shown in this catalog. On the printed page, of course, colors are at best only representative of the originals. Your Ford Dealer can show you actual samples of paint colors as well as interior trim materials.



Dark Grey Metallic

Dark Canyon Red



Medium Silver Metallic

Dark Shadow Blue Metallic



Midnight Canyon Red Metallic

Colonial White



Light Regatta Blue Metallic

Desert Tan Metallic



Light Regatta Blue

Light Chestnut



Dark Walnut Metallic

SAFETY AND OWNER BENEFITS

THE FORD QUALITY COMMITMENT

The Ford Quality Commitment is built on a basic and simple concept: Integrity. Integrity in the way we build our products, integrity in our dealerships' service and integrity in the treatment of our customers.

TOGETHER WE CAN SAVE LIVES



Ford Motor Company strongly encourages all passengers to use their safety belts.

In the Ford Club Wagon, outboard front seat lap and shoulder belts have automatic retractors. Outboard rear seat positions also have lap belts with retractors.

Ford urges the use of child and infant restraints, as required by law in all states. Ford's easy-to-install Tot-Guard (for children 20 to 50 pounds) and Infant Carrier (for children up to 20 pounds) are available at all Ford Dealers. If a child restraint requires a top-tether, Club Wagon provides special anchorages.

FORD LIFEGUARD DESIGN SAFETY FEATURES

Vehicle Operation

- ☐ Split service hydraulic brake system with warning light
- ☐ Corrosion-resistant brake lines
- ☐ Turn indicator with lane-changing signal feature
- ☐ Hazard warning flasher
- ☐ Backup lights
- ☐ Side marker lights
- ☐ Parking lights coupled with headlights
- ☐ Two-speed windshield wipers
- ☐ Windshield washers
- ☐ Dual outside rearview mirrors
- ☐ Glare-reduced instrument panel, windshield wiper arms and windshield pillars
- ☐ Uniform transmission shift quadrant with safety starting switch (on all vehicles equipped with automatic transmission)
- ☐ Continuously variable control illumination intensity (instrument cluster lighting)

- ☐ Safety hood latch system
- ☐ Function-rated windshield defroster system
- ☐ Tamper-resistant (non-reversing) odometer
- ☐ Speedometer with highlighted 55 mph

Occupant Protection

- ☐ Safety-designed front end structure
- ☐ Safety-designed roof structure
- ☐ Two-position safety door latches
- ☐ Integral lap and shoulder belts with automatic retractors for occupants of front seats
- ☐ Safety belt fastening reminder light and buzzer for the driver's seat



- ☐ Lap belts for all rear seating positions with retractors for rear outboard occupants
- ☐ Energy-absorbing steering column and steering wheel
- ☐ Energy-absorbing armrests and safety-designed door handles
- ☐ Energy-absorbing instrument panel with padding for right front passenger
- ☐ Energy-absorbing sun visors
- ☐ Energy-absorbing front seat back tops
- ☐ Inside yieldaway rearview mirror
- ☐ Impact-absorbing laminated safety glass windshield
- ☐ Flame-resistant interior materials
- ☐ Safety-designed radio control knobs and push buttons

Anti-Theft

- ☐ Locking steering column with key warning buzzer (with "Park" interlock or push button for key release)
- ☐ Visible vehicle identification number



Participating Ford Dealers are now offering the Lifetime Service Guarantee, which guarantees their work on your Ford vehicle for as long as you own it. This means that the covered repair is paid for once — and never again. If it ever has to be fixed again, the repairing dealer will fix it free. Free parts. Free labor. Even if the vehicle is kept a lifetime. It doesn't matter where it was purchased, or whether it's new or used; the work is still covered by the repairing dealer.

This limited warranty covers vehicles in normal use. Items not covered include routine maintenance parts, belts, hoses, sheet metal, and upholstery. Ask to see this guarantee when you visit your participating Ford Dealer.



The optional Ford Extended Service Plan covers major components on new Ford cars and trucks for longer than the vehicle's basic warranty. The cost for this added protection is so moderate that it could pay for itself the first time you need it. Your Ford Dealer has full details.



Ford Motor Credit Company is interested in helping to fill the transportation needs of every qualified buyer of a Ford product. A participating dealer can arrange financing terms or a Red Carpet Lease® tailored to your circumstance. Ford Credit has offices conveniently located throughout the United States.



Genuine Ford and Motorcraft original equipment replacement parts meet the same high standards as those installed in production. They are your best assurance of quality and long-term satisfaction.


SCHEDULED MAINTENANCE

Here are some examples of scheduled maintenance intervals for the E-150 Club Wagon with 4.9L EFI I-6 engine. For complete recommendations, refer to the Club Wagon Scheduled Maintenance Booklet.

Engine oil and filter change each 7,500 miles or 6 months
Spark plug change each 30,000 miles
Air filter replacement each 30,000 miles
Engine coolant replacement each 30,000 miles or 3 years

CORROSION PROTECTION

Ford takes tough measures to protect its trucks against the damaging effects of corrosion. Galvanized steel is used for important underbody and structural parts. Pre-coated steel, featuring corrosion inhibitors, is also used in major body panels. Special treatments are applied to selected areas of the body structure.



- ☒ Hem Flange Sealer
- ☒ Sprayable Vinyl Sealer
- ☒ Zinc-coated Metal
- ☒ Galvanized Steel
- ☒ Aluminum-filled Wax
- ☒ Urethane Spray

FORD-PAID REPAIR PROGRAMS AFTER THE WARRANTY PERIOD

Sometimes Ford offers adjustment programs to pay all or part of the cost of certain repairs. These programs are intended to assist owners and are in addition to the warranty or to required recalls. Ask Ford or your dealer about such programs relating to your Ford or Lincoln-Mercury vehicle.

To get copies of any adjustment program for your vehicle or the vehicle of interest to you: Call Ford toll-free at 1-800-241-3673. Alaska/Hawaii call 1-800-241-3711 and in Georgia call 1-800-282-0959.

Or write Ford at:
Ford Customer Information System
Post Office Box 95427
Atlanta, Georgia 30347

We'll need your name and address; year, make and model vehicle, as well as engine size; and whether you have a manual or automatic transmission.

TECHNICAL SERVICE BULLETINS

All vehicles need repairs during their lifetime. Sometimes Ford issues technical service bulletins (TSBs) and easy-to-read explanations describing unusual engine or transmission conditions which may lead to costly repairs, the recommended repairs, and new repair procedures. Often a repair now can prevent a more serious repair later. Ask Ford or your dealer for any such TSBs and explanations relating to your Ford or Lincoln-Mercury vehicle.

To get copies of these technical service bulletins and explanations for your vehicle or the vehicle of interest to you: Call Ford toll-free at 1-800-241-3673. Alaska/Hawaii call 1-800-241-3711 and in Georgia call 1-800-282-0959.

Or write Ford at:
Ford Customer Information System
Post Office Box 95427
Atlanta, Georgia 30347

We'll need your name and address; year, make and model vehicle, as well as engine size; and whether you have a manual or automatic transmission.

OPTIONS AVAILABILITY

Options shown or described in this catalog are available at extra cost and may be offered only in combination with other options and subject to additional ordering requirements or limitations.

PRODUCT CHANGES

Ford Division reserves the right to change product specifications at any time without incurring obligations.

"ASK YOUR FORD DEALER"

Following publication of this catalog, certain changes in standard equipment, options, prices and the like, or product delays, may have occurred which would not be included in these pages. Your Ford Dealer is your best source for up-to-date information.

BUY OR LEASE A NEW FORD CLUB WAGON

BUY OR LEASE
A NEW FORD CLUB WAGON



FDT-8715 Litho in U.S.A. 8/86