

1990 FORD TEMPO





TEMPO LX

The 1990 Ford Tempo continues in the tradition in which it was conceived: to provide an outstanding mode of transportation for the discerning car buyer as well as a high degree of driver reward.

In fact, you'll find this unique blend of value and satisfaction in every Tempo model from the top-line LX featured here, to the Tempo

GL shown on pages 10-11.

Tempo LX is one example of Tempo value. It comes equipped with plush interior appointments such as luxury-weight carpeting and luxury cloth seat trim with seat back map pockets. The seat backs recline and there is a front center fold-down armrest to complement the handy center console.

Other comfort and convenience features include a five-position tilt

The 4-door Tempo LX does more than provide you with a long list of standard equipment.

steering wheel, power door locks, power decklid release, remote fuel filler door release, dual electric remote-control mirrors, and sport instrument cluster with tachometer and trip odometer. To help keep packages in the trunk from sliding around, there is a standard cargo net.

The 4-door Tempo LX does more than provide you with a long list of standard equipment.

LX includes a special touring suspension for a controlled ride. The 4-wheel independent suspension system, like all Tempos, uses gas-pressurized hydraulic struts. And on LX, GLS and All-Wheel Drive models, there are performance radials at all four corners to enhance handling.

Ford Tempo LX in Light Titanium Clearcoat Metallic. Some equipment shown is optional.

TEMPO LX INTERIOR

Tempo, like all Ford cars, is designed around you and the world around you.

Ford designers and engineers arrange controls on the basis of frequency of use and immediacy of driver need.

Tempo's ergonomically designed command center is a reflection of that careful attention.

A good example are the controls for the optional speed control. By placing them in the center of the steering wheel, they can be operated without taking your hands from the wheel. And because they are tactile in design, they can be operated by feel.

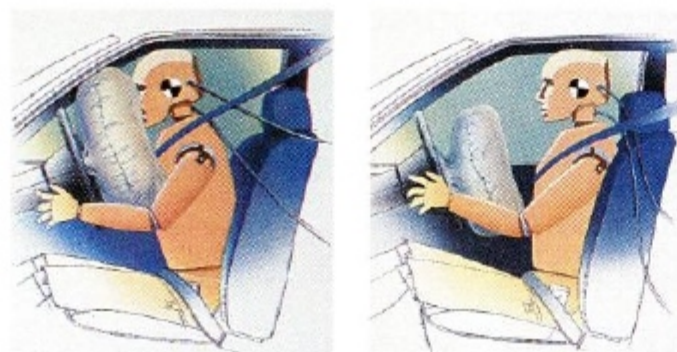
The climate control system with push button operation, includes four dash-mounted air registers adjustable for direction and flow. Plus, side window demisters help keep the windows free of condensation.

The air conditioning system is available as an individual option and is included in several Special Value Packages.

The gauges in Tempo are large and easy to read. With the headlights on, the gauges are backlit with lighted pointers.

Tempo comes equipped with an automatic shoulder belt passive restraint system for front seat occupants. All you have to do is buckle your lap belt which should always be worn.

Rear outboard passengers enjoy the security of manual lap and shoulder belts. And all Tempo 4-door models include rear door child-proof locks.



▲ The two center photographs show the standard automatic shoulder belt passive restraint system.

In the left photo, the door is open and the ignition is off. At right, the driver has switched on the ignition and closed the door. All that's left is to buckle the lap belt.

▲ The bottom four illustrations simulate the SRS in action.

DRIVER AIR BAG SUPPLEMENTAL RESTRAINT SYSTEM (SRS)

Tempo also offers an optional driver air bag supplemental restraint system available in GL and LX 4-door models. Manually operated lap and shoulder safety belts are included with this system.

The supplemental air bag, located in a module in the center of the steering wheel, is designed to activate in the event of a moderate to severe frontal impact roughly equivalent to striking a parked car of similar size at 28 miles per hour.

From initial impact to full deployment, the air bag inflates in less than $\frac{1}{10}$ of a second. It also begins to deflate within a fraction of a second.

The supplemental air bag is designed for one use. Once used, the module must be removed and replaced by a qualified service technician. Replacement is normally covered by the insurance company as part of the collision repair. In addition, many insurance companies are offering discounts on the medical premiums for cars equipped with air bags.

It is very important to remember that the air bag is to supplement, not replace, the driver's conventional lap and shoulder belt. The safety belt system helps provide protection in all types of impacts. When used together, air bags and safety belts comprise one of the best occupant protection restraint systems available today.

▲ Tempo LX instrument panel (above and right). Some equipment shown is optional.



Using all the available interior space to its best advantage is one reason all Tempo interiors are so comfortable.

Even though Tempo is classified as a compact car, it offers an EPA passenger volume index of over 89 cubic feet.

The interior of Tempo seats five passengers comfortably. The front bucket seats are contoured for firm, comfortable support. The seat

backs recline and there is over six inches of front-to-rear seat travel.

In LX models, the seats and door panels are covered in luxury-level cloth and there are map pockets on the seat backs.

New for 1990 and standard on all Tempo models are manual lap and shoulder belts for outboard rear seat positions. They are manually operated and help provide an extra measure of protection.



LX rear seat in Titanium with standard rear lap and shoulder safety belts.

LX interior in Titanium. Some equipment shown is optional.

TEMPO ALL-WHEEL DRIVE

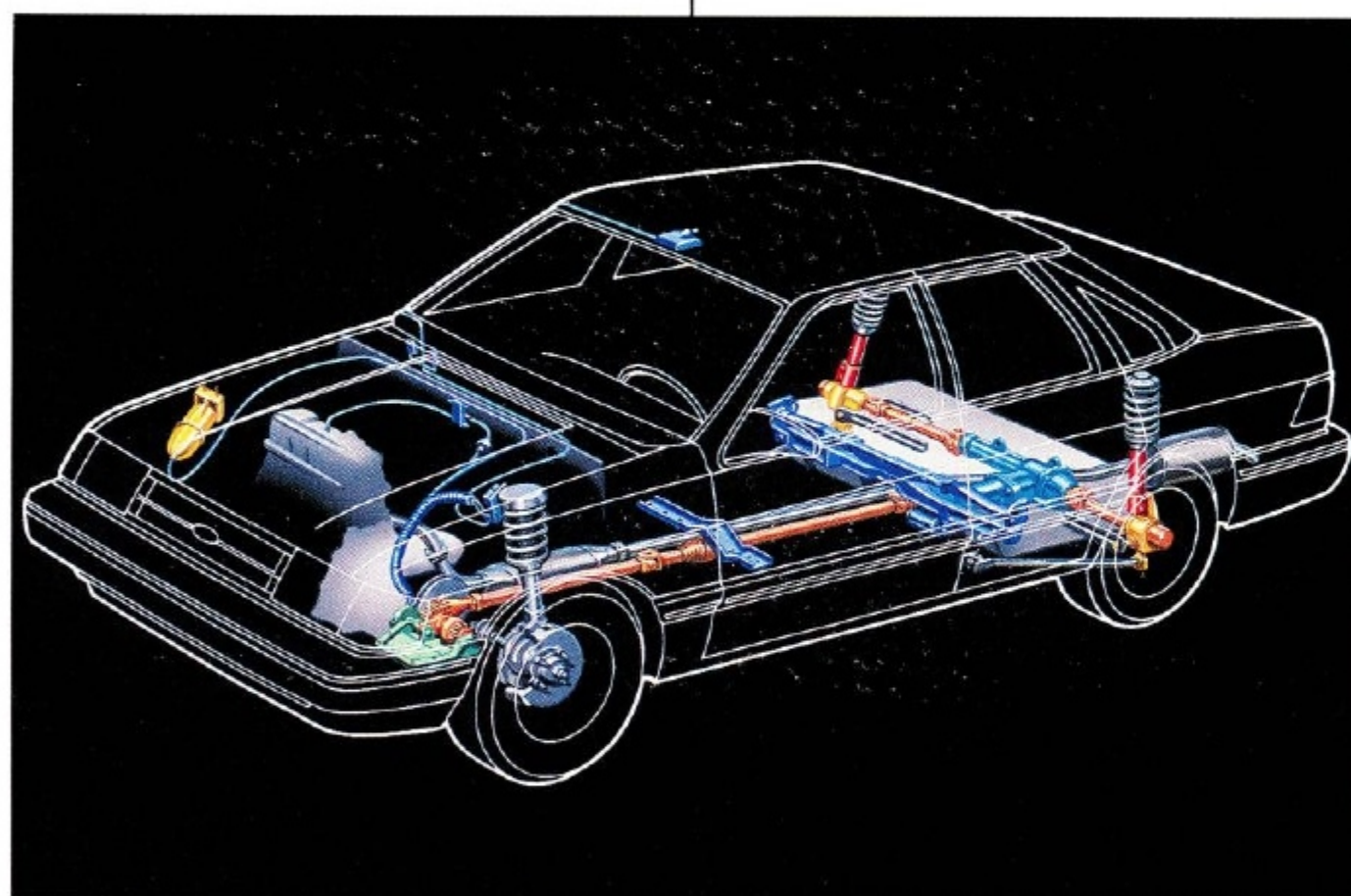
Tempo All-Wheel Drive combines the luxury of the LX with the "on demand" traction of four driving wheels.

The extra traction on-road and security of four driving wheels is all accomplished with the push of a button in the overhead console.

The AWD model includes the High Specific Output (HSO) engine of the sporty GLS (pages 12-15)

combined with the convenience of a standard automatic transaxle.

Inside Tempo AWD, you'll find comfort and luxury similar to that of the top-line LX. Including the luxury level carpeting, seat and door trim material, full instrumentation, AM/FM stereo radio and more. There is also a Preferred Equipment Package designed especially for AWD models. See the chart on page 17.



▲ Tempo AWD is a "part-time" system. That simply means power is normally supplied to the front wheels only and that you can select the all-wheel drive mode any time weather or on-road conditions warrant. AWD is not designed for off-road use.

► Tempo All-Wheel Drive in Twilight Blue Clearcoat Metallic. Shown with Special Value Package 232A.





TEMPO GL

Ixceptional value is what Tempo GL is all about. It has front-wheel drive and five passenger comfort. It looks smart. It's well equipped. And it's affordably priced.

Under the hood the 2.3L High Swirl Combustion (HSC) engine with electronically controlled multiple-port fuel injection provides plenty of front-wheel drive performance. For a smooth ride, Tempo's 4-wheel independent

suspension system includes gas-pressurized hydraulic struts front and rear. Along with power-assisted rack-and-pinion steering, Tempo is a car capable of handling the road.

Inside, the standard front bucket seats are contoured and the seat backs recline for comfortable driver and passenger positioning.

Also standard are the electronic AM/FM stereo radio with integral digital clock and the center console. The ergonomically designed instrument panel positions controls a comfortable reach away.

If you're looking for substantial savings on a group of popular options, consider Preferred Equipment Package 226A. It includes items such as: air conditioning; tilt steering wheel (not available with Driver Air Bag SRS); rear window defroster; Power Lock Group; Light Group; and dual electric remote-control mirrors. And compared to the price of these same options purchased separately, you save money.



▲ Tempo GL 4-door in Medium Red. Shown with Special Value Package 226A.

◀ Tempo GL 2-door in Black. Shown with Special Value Package 226A.

FORD TEMPO GLS

Matching sporty flair with great looks and value is the job of Ford Tempo GLS.

Under the hood sits a 2.3L HSO (High Specific Output) engine with electronically controlled, multiple-port fuel injection. The HSO designation simply means the engine is modified over the standard 2.3L engine to provide a slight increase in horsepower.

The transverse-mounted in-line 2.3L engine features an overhead valve design with wedge-shaped combustion chambers. It has a cast iron block and head for strength. The pistons are aluminum alloy with forged steel connecting rods. The crankshaft is nodular cast iron and is supported by five main bearings. And a timing chain helps keep everything in sync.

Helping to make the most of the extra power is the standard


5-speed manual transaxle. Even the final drive gearing of the manual transaxle is different to suit a more sporty attitude. Of course, you may also order the shifting convenience of the optional automatic transaxle.

A touring suspension package also helps to reinforce that fun-to-drive flair. It utilizes gas-pressurized hydraulic struts at all four corners, front stabilizer bar

and performance radial tires wrapped around 7-spoke cast aluminum wheels.

Adding to the quick look of the GLS 2-door model is the rear decklid spoiler.

Special paint combinations, not available on other Tempo models, also serve to set GLS apart from the rest. Choose from the Lower Accent Paint Treatments outlined in the Color and Trim chart on page 18.



▲ The transverse-mounted in-line 2.3L engine features an overhead valve design with wedge-shaped combustion chambers.

► Tempo GLS 2-door with Lower Accent Treatment of Oxford White over Light Titanium Clearcoat Metallic. Some equipment shown is optional.



Pleasing the eye as well as the spirit is what GLS does best. Both 2-door (previous page) and 4-door models (this page) are very well appointed.

The interiors of each feature front sport performance bucket seats with high density foam pads in the side bolsters for good lateral

support through turns. To help provide optimal comfort for the lower back, the lumbar support is power adjustable.

Other notable features in GLS are the leather-wrapped steering wheel, sport instrument cluster with tachometer, and electronically tuned AM/FM stereo radio with cassette tape player and Dolby® noise reduction.

To further enhance the exterior of 4-door models, you may want to order the optional Sport Appearance Group (shown below). The group, for 4-door models only, includes chip-resistant lower bumper and bodyside cladding available in three colors: Black, White or Medium Red monotone colors. (Medium Red will be subject to availability delay. See your dealer for details.)

For a really special GLS, consider Package 229A. It includes a power driver's seat, tilt steering wheel, Power Lock Group, air conditioning, speed control and Premium Sound System.



◀ Tempo GLS interior in Scarlet Red. Some equipment shown is optional.



◀ Tempo GLS in Wild Strawberry Clearcoat Metallic.

◀ Tempo GLS in Black. Shown with optional Sport Appearance Group.

PREFERRED EQUIPMENT PACKAGES AND OPTIONS

Ordering options for Tempo is easy with Preferred Equipment Packages. The packages, listed in the chart on the next page, combine popular options into easy ordering groups. And best of all, when ordered as a package, they can save you money over the total price of the same options if purchased separately.

There are also many individual options available to allow you to add options that may not be included in a package.

One of the most popular packages is GL Package 226A. It includes a host of extra-value equipment at substantial savings. Package 226A includes: air conditioning; rear window defroster; Light Group; Power Lock Group; dual electric remote-control mirrors; and tilt steering wheel (not available with the Driver Air Bag SRS).

Package content is subject to change. So consult your Ford Dealer for the latest information.



◀ Electronic AM/FM stereo radio with cassette tape player. Standard on GLS.



◀ Power driver's seat. Adjustable six ways. Optional on all models; included in Package 229A.

◀ Speed control. Tactile controls are located at your fingertips.



◀ Decklid luggage rack. Attractive and functional; included in LX Package 233A.

◀ Air conditioning. Available on all Tempo models. Included in several Preferred Equipment Packages.



◀ Wheel covers/wheels: deluxe wheel covers (standard on GL); polycast wheels (standard on LX, AWD, optional on GL); seven-spoke cast aluminum wheels (standard on GLS).

PREFERRED EQUIPMENT PACKAGES (Note: Package content subject to change)

■ = Included in package S = Standard O = Optional

	GL		GLS		LX		AWD	
	225A	226A	228A	229A	230A	233A	231A	232A
2.3L HSC EFI 4-cylinder engine	S	S			S	S		
2.3L HSO EFI 4-cylinder engine			S	S			S	S
5-speed manual transaxle	S	S	S	S	S			
FLC automatic transaxle (1)	O	O	O	O	O	■	S	S
Air conditioning	O	■	O	■	O	■	O	O
Rear window defroster	O	■	O	O	O	■	O	■
Light Group (2)	O	■	S	S	S	S	S	S
Power Lock Group (3)	O	■	O	■	S	S	O	■
Dual electric remote control mirrors	O	■	S	S	S	S	S	S
Tilt steering wheel (4)	O	■	O	■	S	S	O	■
Power driver's seat (5)		O	O	■	O	O	O	O
Premium Sound System		O	O	■	O	O	O	O
Speed control (4)	O	O	O	■	O	O	O	O
Decklid luggage rack (6)		O	O	O	O	■	O	O
Driver Air Bag Supplemental Restraint System (SRS) (7)	O	O			O	O		
Power side windows (8)		O	O	O	O	O	O	■
Other options								
Front center armrest	O	O	S	S	S	S		
Sport instrument cluster	O	O	S	S	S	S	S	S
Clearcoat paint	O	O	O	O	O	O	O	O
Electronic AM/FM stereo radio with cassette player and integral digital clock	O	O	S	S	O	O	O	O
Radio credit option (9)	O	O	O	O	O	O	O	O
Sports Appearance Group (10)			O	O				
WSW tires	O	O			O	O	O	O
Polycast wheels	O	O			S	S	S	S

(1) Required with SRS. (2) Includes ashtray, glove box, engine compartment, map lights and rear door dome lamp switches. (3) Includes power door locks, remote-control fuel filler door and power decklid releases. (4) Not available with SRS. (5) Requires dual electric remote-control mirrors. (6) Not available on 2-door GLS, charcoal colored luggage rack on 4-door GLS, bright colored on other models. (7) Includes manual lap and shoulder safety belts, deletes tilt wheel and speed control. (8) Not available on 2-door models. (9) Deletes radio, antenna, speaker and noise suppression, not available with Premium Sound System. (10) Available on 4-door GLS only, includes cladding. Available colors: monotone Black, White or Medium Red. (Medium Red will be subject to availability delay. See your dealer for details.)

MAJOR STANDARD EQUIPMENT

EXTERIOR

- ☐ Aerodynamic halogen headlamps
- ☐ Wraparound taillamps/back-up lamps
- ☐ Dual full-surround upper molding system (4-door)
- ☐ Bodyside moldings
- ☐ High mount brake lamp

INTERIOR

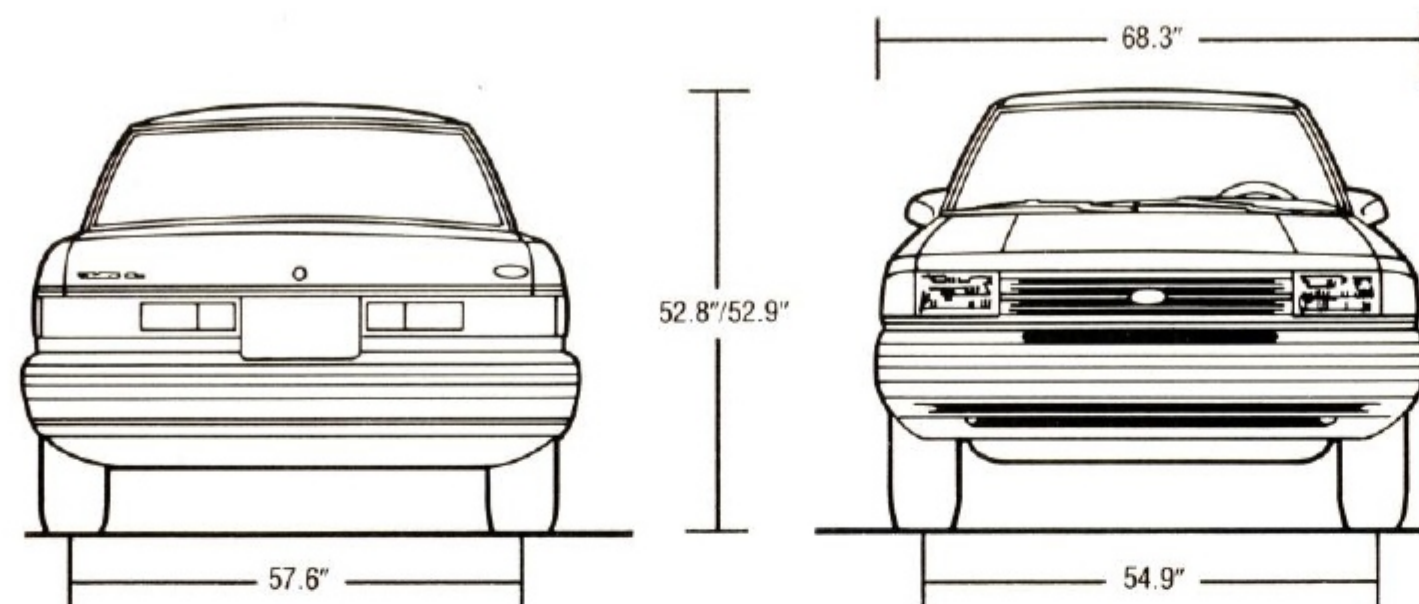
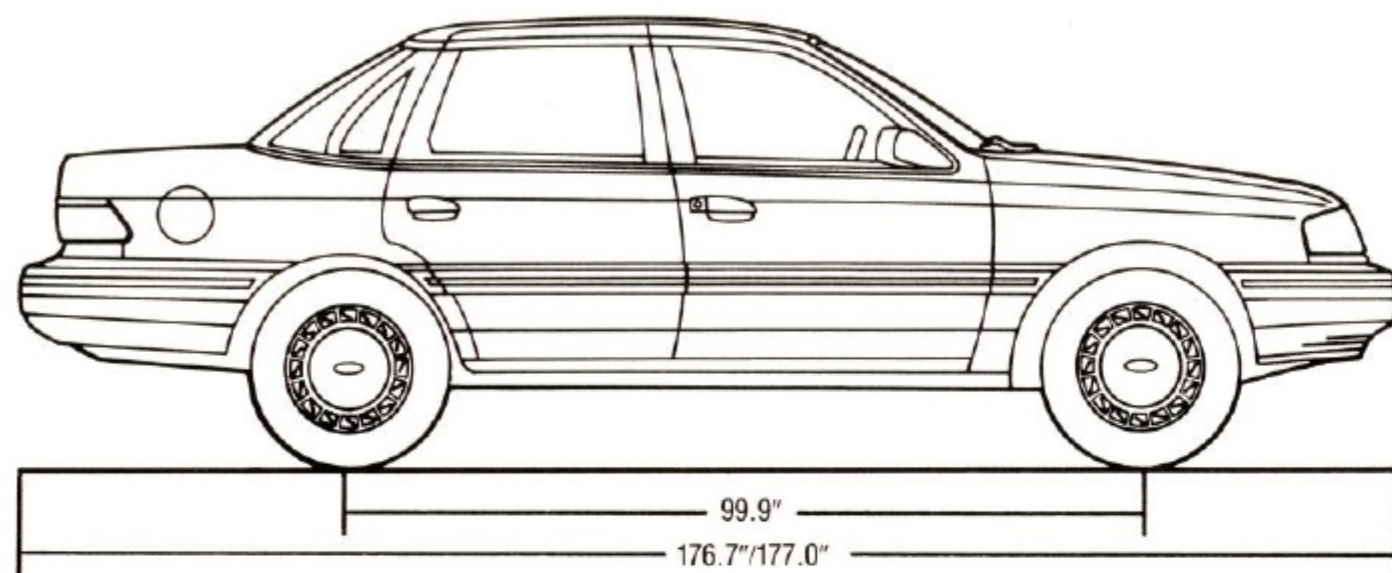
- ☐ Floor mats, front and rear
- ☐ Ashtrays, front and rear
- ☐ Automatic front seat shoulder belt restraint system with manual front lap belts
- ☐ Manual rear lap and shoulder belts for outboard seating positions
- ☐ Lockable glove box
- ☐ Consolette
- ☐ Footwell illumination and luggage compartment light
- ☐ Cigarette lighter
- ☐ Day/night rearview mirror
- ☐ Dual visor mirrors with covers
- ☐ Color-keyed steering wheel
- ☐ Instrument panel—includes backlit cluster, lighted pointers, temperature gauge, pod-mounted rotary windshield wiper switch, rotary climate control fan switch, positive air duct shut-offs

- ☐ Electronic AM/FM stereo radio with integral digital clock

FUNCTIONAL

- ☐ Heavy-duty maintenance-free battery
- ☐ Side window demisters
- ☐ Inside hood release
- ☐ Luxury sound insulation
- ☐ Electronic Engine Controls (EEC-IV)
- ☐ Electronic ignition
- ☐ Tinted glass
- ☐ Interval wipers

COLORS, TRIMS & SPECIFICATIONS



SPECIFICATIONS

Engine type	2.3L HSC overhead valve in-line 4-cylinder
Compression ratio	9.0:1
Induction system	Electronic fuel injection, multiple-port
Fuel tank	15.9 gallons (14.2 in AWD)
Transaxle	5-speed manual (3-speed FLC automatic in AWD and selected Preferred Equipment Packages)
Front suspension	Independent MacPherson strut front drive with dual path strut-mounted coil springs, forged lower control arms and cast steering knuckles, gas-pressurized hydraulic struts
Rear suspension	Parallel four-bar fully independent MacPherson strut with coil spring offset on shock strut; parallel suspension arms and tension strut, gas-pressurized hydraulic struts
Steering	Power rack-and-pinion, 18.3:1 ratio on center
Brakes	Power front disc/rear drum, dual hydraulic split diagonal, pinslider-type
Wheels	Deluxe on GL models; Polycast on LX and AWD models; 7-spoke aluminum with locking lug nuts on GLS models
Tires	P185/70R14 BSW all-season on GL models; P185/70R14 BSW performance/all-season on LX, AWD and GLS models

DIMENSIONS

	2-Door/4-Door
Wheelbase	99.9"
Length	176.7"/177.0"
Height	52.8"/52.9"
Width	68.3"
Front tread	54.9"
Rear tread	57.6"
Cargo volume (cu. ft.)	13.2/12.9
Curb weight (lb.)	2,529/2,587
Passengers	5

GL, LX AND AWD COLORS AND TRIMS

Exterior Paint Colors	Interior Trim Colors			
	Crystal Blue	Scarlet Red	Titanium	Light Sandalwood
Black		X	X	X
Medium Red		X	X	
Alabaster				X
Spinnaker Blue	X			
Oxford White	X	X	X	X
Light Titanium	X	X	X	
Clearcoat Metallic Paint*				
Wild Strawberry		X	X	
Deep Titanium		X	X	
Medium Sandalwood				X
Sandalwood Frost				X
Twilight Blue	X		X	
Crystal Blue	X			
Light Titanium	X	X	X	

*Extra cost Clearcoat Metallic.

GLS COLORS AND TRIMS

Exterior Paint Colors/ Lower Accent Treatment	Interior Trim Colors			
	Crystal Blue	Scarlet Red	Titanium	Light Sandalwood
Medium Red/Deep Titanium Clearcoat Metallic		X	X	
Black/Deep Titanium Clearcoat Metallic		X	X	X
Oxford White/Light Titanium Clearcoat Metallic	X	X	X	X
Clearcoat Metallic Upper with Clearcoat Metallic Lower Accent Treatment*				
Sandalwood Frost/Medium Sandalwood				X
Wild Strawberry/Light Titanium		X	X	
Twilight Blue/Crystal Blue	X		X	
Light Titanium/Deep Titanium		X	X	
Deep Titanium/Light Titanium		X	X	

*Extra cost Clearcoat Metallic.

SAFETY AND OWNER BENEFITS

Ford Motor Company strongly encourages all passengers to use their safety belts. In Tempo, an automatic front shoulder belt restraint system with manual lap belts is standard in all models.



Ford also urges the use of child and infant restraints, as required in all states. Ford's easy-to-install Tot-Guard (for children 20 to 50 pounds) is available at all Ford Dealers. If a child restraint requires a top-tether, Ford cars provide for attachment of an anchor at each rear outboard seating position.

FORD LIFEGUARD DESIGN SAFETY FEATURES

Vehicle operation

□ Split diagonal hydraulic brake system with warning light □ Corrosion-resistant brake lines □ Flash-to-pass headlamps □ Turn indicator with lane-changing signal feature □ Hazard warning flasher □ Backup lamps □ Parking lamps coupled with headlamps □ High-mount brake lamp □ Two-speed windshield wipers □ Windshield washers □ Outside rearview mirrors □ Glare-reduced instrument panel, windshield wiper arms and windshield pillars □ Uniform transmission shift quadrant with safety starting switch (on all cars equipped with automatic transmission) □ Clutch or neutral interlock for starter motor (on cars equipped with manual transmission) □ Continuously variable control illumination intensity (instrument cluster lighting) □ Safety hood latch system □ Responsive windshield defroster system □ Tamper-resistant (non-reversing) odometer □ Speedometer with highlighted 55 mph □ Impact activated fuel pump shut-off for electronic fuel injected engines

Occupant protection

□ Safety-designed front end structure □ Safety-designed roof structure □ Steel guard rails in side doors □ Safety-designed door hinges and double yoke safety door latches □ Optional driver air bag supplemental restraint system with front outboard lap/shoulder belts and emergency locking retractors or front outboard automatic shoulder belt restraint system with manual lap belts □ Visual and audible seat belt fastening reminders for the driver's seat □ Lap belts for center seating positions (where three-passenger seats are provided) and lap/shoulder belts for forward facing rear outboard seating positions □ Energy-absorbing steering column and steering wheel □ Energy-absorbing armrests and safety-designed door handles □ Energy-absorbing instrument panel with padding □ Energy-absorbing sun visors □ Energy-absorbing front seat back tops □ Self-locking seat back latches on 2-door models □ Head restraints for front outboard occupants □ Safety glove box latch □ Inside yieldaway rearview mirror □ Impact-absorbing laminated safety glass windshield □ Flame-resistant interior materials □ Safety-designed coat hooks □ Safety-designed radio control knobs and push buttons □ Tempered safety glass for side/rear windows

Anti-theft

□ Locking steering column with audible key reminder □ Visible Vehicle Identification Number (VIN) □ Inside hood release

6-YEAR/60,000-MILE POWERTRAIN WARRANTY

Covers you and future owners, with no transfer cost, for 6 years or 60,000 miles, whichever comes first. This limited warranty covers major powertrain components. Ask your dealer for a copy.

6-YEAR/100,000-MILE CORROSION WARRANTY

Tempo's corrosion warranty coverage for outer body panel rust-through is 6

years or 100,000 miles, whichever comes first. See your dealer for a copy of this limited warranty.

SCHEDULED MAINTENANCE

Here are some examples of normal scheduled maintenance intervals for the 1990 Tempo. For complete maintenance recommendations, refer to the Maintenance Schedule and Record Log.

Engine oil and filter change	7,500 miles or 6 months
Spark plug change	30,000 miles
Air filter replacement	30,000 miles
Engine coolant replacement	30,000 miles or 3 years

DAMAGE RESISTANCE

Ford equips Tempo with impact-resistant front and rear bumpers that meet damageability requirements of the Federal Bumper Standards at 5-mph (exceeding the Standards' 2½-mph requirement).

FORD DEALER QUALITY COMMITMENT

The Ford Quality Commitment extends beyond the factory to every facility where Ford products are sold worldwide. Your dealer knows that making your satisfaction his top priority is part of the total team effort. To him, "Quality is Job 1" means putting the customer first.



Participating Ford Dealers offer the Lifetime Service Guarantee, which guarantees their customer-paid work on your Ford vehicle for as long as you own it. A covered repair is paid for once. If it ever has to be fixed again, the repairing dealer will fix it free. Ask to see a copy of the Lifetime Service Guarantee when you visit your participating Ford Dealer.



Optional Ford Extended Service Plans cover major components on new Ford cars and light trucks for longer than the vehicle's basic warranty. Your Ford Dealer has full details.

Motorcraft QUALITY REPLACEMENT PARTS FROM FORD

Genuine Ford and Motorcraft original equipment replacement parts meet the same high standards as those installed in production.



The leasing alternative is available to qualified lessees through your participating Ford Dealer, who can arrange a Red Carpet Lease® tailored to your circumstances through Ford Credit. A wide variety of financing plans are also available.

OPTIONS AVAILABILITY

Options shown or described in this catalog are available at extra cost and may be offered only in combination with other options or subject to additional ordering requirements or limitations.

PRODUCT CHANGES

Ford Division reserves the right to change product specifications at any time without incurring obligations.

"ASK YOUR FORD DEALER"

Following publication of this catalog, certain changes in standard equipment, options, prices and the like, or product delays, may have occurred which would not be included in these pages. Your Ford Dealer is your best source for up-to-date information.

Best-Built American Cars.



This is based on an average of consumer-reported problems in a series of surveys of '81-'89 models designed and built in North America.