

1991

FORD F-SERIES



1991 FORD F-SERIES

No one knows more about building trucks than Ford.

We are the leading full-line truck manufacturer in the United States — from the pickups you see hauling boats and campers around America's vacation spots to the eighteen-wheelers that deliver goods and services from Maine to Seattle.

How does that translate into quality?

For ten years running, Ford has been the best built American light truck. This is based on an average of consumer-

**Ford Trucks.
The Best Never Rest.**

reported problems in a series of surveys of all '81 to '90 models designed and built in North America.

It's no surprise then, that when it comes to trucks, more and more Americans have been coming to Ford.

The F-Series, for example, has been the best-selling truck in America for thirteen years — based on calendar year manufacturer's reported retail deliveries through



1989. A statistic well worth quoting.

Best in quality. Best in sales. Year after year the best keep getting better. And the best never rest.

Maybe that helps to explain why, when it comes to trucks, more of you come back to Ford.

We have the highest percentage of repeat buyers of any full-size pickup — based on the 1989 New Truck Buyer Study.

Quality. Sales leadership. Customer loyalty. Three great reasons to put yourself into a Ford.



XLT Lariat SuperCab interior with optional Captain's Chairs and floor console shown in Crystal Blue.

XLT Lariat SuperCab in Deep Shadow Blue Metallic. Some equipment shown may be optional.



THREE CAB STYLES

Shown at right: F-150 Custom Regular Cab in Scarlet Red; F-250 XL SuperCab in Raven Black; and F-350 XLT Lariat (4x4) Crew Cab in Dark Chestnut Metallic/Desert Tan Metallic.

The Regular Cab is the most popular cab style within the F-Series. Along with the other styles, it features improved corrosion protection for 1991 — including two-sided galvanized steel hood, doors and dash panel. Each F-Series is backed by a 6-year/100,000 mile corrosion protection limited warranty.

If you don't plan on equipping your pickup with a cap, but need additional storage space for items like groceries, luggage, tools and such, SuperCab — available in Custom, XL and XLT Lariat trim levels — fits the bill. Not only does it seat six, but with the rear bench seat folded down, there's over 31 cubic feet of cargo space.

For added comfort, SuperCab is available with optional cloth Captain's Chairs with reclining seat backs and in-board folding armrests.

Preferred Equipment Packages (see pages 22-23) contain popular items like speed control/tilt steering wheel; air conditioning; electronic AM/FM stereo radio with cassette and digital clock.

The advantages of the four-door Crew Cab (F-350 only) are obvious. It's equipped with two full-width bench seats that provide ample room for six adults. The 5.8L V-8 gasoline engine is standard; the 7.5L gasoline and 7.3L diesel are optional.

F-350 XLT Lariat Crew Cab with dual rear wheels in Dark Chestnut Metallic/Tan.



F-350 XLT Lariat SuperCab with dual rear wheels in Colonial White. Some equipment shown on these pages may be optional.



XLT LARIAT



Shown at right: XLT Lariat Regular Cab interior with flight bench seat in Scarlet Red, and XLT Lariat Crew Cab in Scarlet Red. Some equipment, like the power windows and door locks, may be optional.

If you already own a Ford pickup, you already know. If you're a first-time buyer, you're in for a pleasant surprise.

Being a truck owner doesn't mean you have to give up all of the comfort and luxury of a car. Ford trucks ride remarkably well. And, on the inside, they are well appointed.

Nothing about the F-Series suggests compromise. Power steering and power brakes (rear anti-lock) are standard. Options include speed control/tilt steering wheel, power windows and door locks plus cloth Captain's Chairs (SuperCab). And more.

Take the XLT Lariat. Anywhere. To a trout stream. To the Club on Saturday night. It's never out of place.

Standard interior appointments unique to the XLT Lariat include air conditioning; color-keyed carpeting; cloth door panel inserts and storage bin; cloth flight bench seat on the Regular Cab; leather-wrapped steering wheel; color-keyed cloth sun visors, including LH retainer band and RH visor mirror.

Preferred Equipment Packages (see pages 22-23) include popular items like Light/Convenience group; Deluxe argent styled steel wheels; speed control/tilt steering wheel; electronic AM/FM stereo with cassette and digital clock; power windows and door locks; plus sliding rear window.

On the outside you'll find lower body-side protection moldings (Single Rear-Wheel models) and a brushed aluminum tailgate appliqué.



XLT Lariat SuperCab interior with optional Captain's Chairs and floor console plus power windows and door locks in Crystal Blue.



XLT Lariat rear bench and optional vinyl jump seat in Crystal Blue. Some equipment shown on these pages may be optional.

XLT LARIAT

You may have been hearing a lot lately about what automotive people call ergonomics — the science of human engineering.

It's simply a term used to describe convenience and common sense.


Look, for instance, at the F-Series steering hub. Notice its A-shape — how it provides an unrestricted view of the speedometer and critical gauges. And how the speed controls can be operated at a thumb's touch without removing your hand from the steering wheel. Notice the convenient location of the electronic 4x4 Touch-Drive control (delayed availability — see your dealer). It makes sense, doesn't it?

And speaking of critical gauges, every F-Series model is equipped with full instrumentation as standard items: a voltmeter, plus oil pressure and temperature gauges.

It also makes sense to mount the gear shift on automatic transmissions on the steering column so that when there are three people sitting on the front bench seat, the person in the middle has plenty of legroom.

Ergonomics. Convenience. Common sense. No matter how you put it, it all adds up to the same thing. For work or play, a Ford pickup is fun to drive. And isn't that what it's all about?

Features like the E40D Overdrive cancel switch, auxiliary fuel tank switch and interval wipers are all located within easy reach of the driver.



XLT Lariat instrument panel in Crystal Blue with popular options like leather-wrapped speed control/tilt steering wheel; tachometer; air conditioning; 4x4 electronic touch drive (delayed availability — see your dealer) and electronic AM/FM stereo radio with cassette and digital clock.

FORD XL AND FORD CUSTOM

The Custom is the F-Series base-level trim. The XL is the intermediate level.

Both share important standard features with the XLT Lariat, the premium trim level covered on pages 8-9.

Exterior items include aero-halogen headlamps with impact-resistant lenses; tinted glass; wraparound front parking/turn signal lamps and tail lamps; bright wind-shield moldings; and a removable tailgate with bright release handle.

On the interior you'll find a RH color-keyed coat hook; color-keyed door trim panels with black handles; inside hood release; color-keyed instrument panel with locking glove box, side window demisters and four air registers; a voltmeter plus oil pressure and temperature gauges; a 12-inch day/night mirror; color-keyed safety belts plus black scuff plates.

In addition, XL Pickups include a black rub strip on the bumper; a chrome grille; bright, low-mount swingaway mirrors; bright wheellip and rear window inset

moldings; dual bodyside accent paint stripes (Single-Rear Wheel models); deluxe argent styled steel wheels (F-150); carpeted cab back-panel; carpet-covered door panel map pockets; color-keyed headliner; instrument panel woodtone appliques; Light/Convenience Group; electronic AM/FM stereo with digital clock; cloth and vinyl bench seat plus interval wipers.

In addition to these standard items, there are many popular features available as options — individually or in groups called Preferred Equipment Packages (see pages 22, 23) — to help you equip your truck to match your needs. Items like a sliding rear window; air conditioning; deluxe argent styled steel wheels; a tachometer; Camper Package; Trailer Towing Package; Sport Appearance Packages; roof clearance lights; speed control/tilt steering wheel; sport wheel covers; special paint combinations; bright, swing-out recreational mirrors; license plate bracket; chrome rear step bumper. And more.

XL Regular Cab interior in Chestnut with cloth and vinyl bench seat.



F-150 Custom Regular Cab in Scarlet Red with optional sport wheel covers, bright, low mount swingaway mirrors, sliding rear window and argent rear step bumper.

F-150 XL in Emerald Green Metallic. Some equipment shown may be optional.

FORD F-SERIES 4x4



"Tread Lightly" is an educational program designed to increase public awareness of land-use regulations and responsibilities in our nation's wilderness areas. Ford joins the U.S. Forest Service and the Bureau of Land Management in encouraging you to help preserve our national forests and other public and private lands by "treading lightly."

Ford 4x4 pickups are available in four series and three cab styles: F-150 Regular and SuperCab; F-250 Regular Cab; F-250 HD Regular and SuperCab; and F-350 Regular and Crew Cab.

Depending on the model, you can equip your 4x4 with engines ranging from the standard 4.9L EFI I-6 to the 7.5L EFI V-8 combined with a mix of transmissions from a 3-speed automatic to the 4-speed automatic E4OD or a 5-speed manual OD.

The Ford F-Series offers you a choice of 4-wheel drive hub locking systems — manual, automatic or Electronic Touch Drive.

Automatic locking hubs are standard on F-150 models. Manual locking hubs are standard on F-250/350 models. Touch Drive is an F-150 option.

More than likely, the serious off-roader will go with the manual hubs. They fit the image of the genuine enthusiast. And, they're surprisingly easy to operate. A sim-

ple quarter turn of each front hub selector knob is all that's required to lock the hubs and shift into 4-wheel drive.

With the hubs in the locked position, you can shift "on the fly" from 2-wheel to 4-wheel High and back again at normal road speeds.

Automatic locking hubs are also simple to operate. Merely stop the vehicle, shift the transmission into neutral, then shift into 4-wheel drive. The hubs lock automatically as soon as the vehicle is driven.

Once the hubs are engaged, you can shift "on the fly" from 4-wheel drive High to 2-wheel drive and back again at any normal road speed.

New for 1991 — Electronic Touch Drive (F-150) lets you shift on the fly from 4x2 to 4x4 High and back again at any normal road speed (delayed availability — see your dealer).

Automatic locking hubs are standard equipment on F-150 4x4s. Manual hubs are standard on F-250/350 models.



Ford 4x4's feature Twin-Traction Beam independent front suspension (mono-beam front axle on the F-350) and gas-pressurized shock absorbers for a smooth ride and positive off-road control.

F-150 XLT Lariat 4x4 Regular Cab in Bright Regatta Blue/Deep Shadow Blue. Some equipment shown may be optional.



FORD CHASSIS-CAB

F-Series Chassis-Cabs are designed to accommodate custom bodies and are engineered to handle the top end of light truck applications — like wreckers, utilities and beverage hauling.

The F-Super Duty Chassis-Cab (4x2) heads this tough lineup with a 14,500-pound GVWR and 137- and 161-inch wheelbases. It's powered by the 7.5L V-8 with a 7.3L diesel option. GCWR's for towing applications go up to an impressive 26,000 pounds with the 7.5L engine and 18,000 pounds with the diesel.

The F-Super Duty is equipped with a 5,000-pound GAWR monobeam front axle and an 11,000-pound rear axle. Four-wheel disc brakes are standard.

F-350 4x2 and 4x4 Chassis-Cabs are available in three wheelbases plus GVWRs up to 11,000 pounds.

Ford also offers 16,000-pound GVWR F-Super Duty Commercial Stripped Chassis models designed for commercial applications. The 16,000-pound GVWR Commercial Stripped Chassis is offered in 158- and 178-inch wheelbases. The 7.3L diesel and a close-ratio 5-speed manual OD transmission is standard.

For complete details on the entire Ford Chassis-Cab lineup, ask your Ford Dealer for a 1991 Chassis-Cab brochure.



F-Super Duty Chassis-Cab with aftermarket stake body in Colonial White.

For the kind of on-highway performance required for Motorhome application, the 17,000-pound GVWR F-Super Duty Motorhome Stripped Chassis is offered in 178-inch and 208-inch wheelbases and is equipped with the 7.5L EFI engine combined with the E40D transmission.

F-SERIES BUYER'S GUIDE

This Buyer's Guide lays out the basic configurations and trims available within the F-Series. It is designed to assist you in determining exactly what is available within each model.

Simply identify the series (e.g., F-150/ F-250) that best suits your payload requirements. Then run down the left column to

determine which cab styles, trim levels, bed lengths and wheel configurations are offered.

Payloads, trailer towing capacities and gross vehicle weights are listed at maximum ratings for each series and drive type. Maximum ratings for individual models within each series will vary.

Powertrains, specifications, payloads, dimensions, colors and trims are covered on pages 20 through 24.

Once you've narrowed your choices, you'll be in a better position to ask your Ford salesperson for help in selecting the truck that's best for you.

Series	F-150		F-250		F-250 HD		F-350	
Drive Type	2WD	4WD	2WD	4WD	2WD	4WD	2WD	4WD
GVWR (max. lbs.)	6,250	6,250	6,600	6,800	8,800	8,800	10,000	9,200
Payload (max. lbs.)	2,540(4)	2,260(4)	2,635(4)	2,480(4)	4,405(4)	4,010(4)	5,220(4)	4,230(4)
Trailer Weight (max. lbs.)	7,800	8,100	8,500	8,200	12,500(3)	12,500(3)	12,500(3)	12,500(3)
Cab Styles								
Regular Cab	X	X	X	X	X	X	X	X
SuperCab	X	X			X	X	X	
Crew Cab							X	X
Trims								
Custom	X	X	X	X	X	X	X	X
XL	X	X	X	X	X	X	X(1)	X(1)
XLT Lariat	X	X	X	X	X	X	X	X
Beds								
Short (6¾')	X	X						
Long (8')	X	X	X	X	X	X	X	X
Rear Wheels								
Single (SRW)	X	X	X	X	X	X	X(2)	X
Dual (DRW)							X	

(1) Regular Cab only. (2) Crew Cab only. (3) With fifth wheel (aftermarket installation) and 7.5L engine. (4) With Single Fuel Tank option.


ENGINEERED BY FORD

The popularity of Ford pickups can't be explained by their looks alone. Looks are only skin deep. Pop the hood. Check out the brakes. Test the transmission. Feel how Twin-Traction Beam or Twin-I-Beam (mono-beam on F-350 4x4 and F-Super Duty) smoothes out the ride. Get to know the rest of the story — Ford engineering.

Every gasoline engine in the F-Series is multiple-port electronically fuel-injected (EFI). The benefit over carbureted engines: precise fuel metering for enhanced performance and response. So say goodbye to dirty carburetors and gummy or frozen chokes that can leave you stranded.

Computer-controlled rear anti-lock braking — a Ford first in full-size light trucks — was introduced in 1987.

You may not know how they work, but the first time you brake on a slick surface, you'll appreciate the difference.




4.9 LITER IN-LINE SIX

A proven powerhouse, the 4.9L 6-cylinder EFI gasoline engine is the standard offering on most F-Series trucks. It has the highest displacement and most torque of any 6-cylinder engine available in a full-size pickup — enough to handle payloads of over 4,000 pounds.

Type and number of cylinders	Gasoline, I-6
Displacement (liters)	4.9
Fuel system	Multi-port electronic fuel injection
Bore and stroke	4.00 x 3.98
Compression ratio	8.8
SAE net horsepower	150 @ 3400 rpm*
Net torque	260 lbs.-ft. @ 2000 rpm*


*145 hp @ 3,400 rpm and 265 lbs.-ft. of torque @ 2,000 rpm for F-150 4x2 and 4x4 with a 2.73 or 3.08 axle ratio.



5.0 LITER V-8

The 5.0L EFI gasoline engine is the most powerful small V-8 in a full-size pickup. It's ideal for trailer towing (up to 8,100 pounds on a properly equipped vehicle) and other similar applications requiring the superb balance and power of a V-8 engine.


Type and number of cylinders	Gasoline, V-8
Displacement (liters)	5.0
Fuel system	Multi-port electronic fuel injection
Bore and stroke	4.00 x 3.00
Compression ratio	9.0
SAE net horsepower	185 @ 3800 rpm
Net torque	270 lbs.-ft. @ 2400 rpm



5.8 LITER V-8

The 5.8L V-8 offers you the advantages of multiple-port EFI plus enough trailer-towing muscle to pull up to 8,500 pounds on a properly equipped vehicle. With 200 net horsepower @ 4000 rpm and 300 lbs.-ft. of torque @ 2800 rpm, this tough engine is offered in many F-series models.


Type and number of cylinders	Gasoline, V-8
Displacement (liters)	5.8
Fuel system	Multi-port electronic fuel injection
Bore and stroke	4.00 x 3.50
Compression ratio	8.8
SAE net horsepower	200 @ 4000 rpm
Net torque	300 lbs.-ft. @ 2800 rpm



7.5 LITER V-8

The biggest powerplant available in a full-size pickup, the 7.5L gasoline engine carries a 10,000-pound maximum trailer towing capacity rating on a properly equipped vehicle (12,500-pounds with a fifth wheel). This is where the F-Series really begins to flex its muscles — when the job demands extraordinary toughness and capability.

Type and number of cylinders	Gasoline, V-8
Displacement (liters)	7.5
Fuel system	Multi-port electronic fuel injection
Bore and stroke	4.36 x 3.85
Compression ratio	8.5
SAE net horsepower	230 @ 3600 rpm
Net torque	390 lbs.-ft. @ 2200 rpm



7.3 LITER V-8 DIESEL

Available in the F-250 HD/F-350 Series, the F-Super Duty Chassis-Cab and Commercial Stripped Chassis, the 7.3L diesel has the largest displacement and horsepower rating of any diesel engine offered in a full-size light truck. The maximum trailer towing capacity on properly equipped vehicles is 10,000 pounds on pickup models.

Type and number of cylinders	Diesel, V-8
Displacement (liters)	7.3
Fuel system	Mechanical fuel injection
Bore and stroke	4.11 x 4.18
Compression ratio	21.5
SAE net horsepower	180 @ 3300 rpm*
Net torque	345 lbs.-ft. @ 1400 rpm*

*High-altitude ratings are less.

The E4OD transmission is a 4-speed, electronically controlled transmission. An Overdrive Cancel Switch, mounted on the instrument panel, prevents upshift to fourth gear — particularly useful in hilly terrain to obtain third gear engine braking on downgrades.



F-150 Nite Truck — this Special Appearance Option is available only in Black and can be ordered in 4x2 or 4x4 drive with a 5.0L or 5.8L engine.



The race course is an excellent proving ground for testing a vehicle's ruggedness. That's one reason why we subject race-prepared F-Series trucks to some of the most gruelling tests in all of motorsports.

Success in racing demands the best we can give. There's no other way to win. In racing, we apply the same formula for success that has made the F-Series the No. 1 full-sized pickup truck. The Best Never Rest.

FORD F-SERIES SPECIFICATIONS

2WD

Equipment	F-150		F-250	F-250 HD		F-350 SuperCab	F-350 Reg. Cab	F-350 Crew Cab	
	Reg. Cab	SuperCab	Reg. Cab	Reg. Cab	SuperCab	DRW	DRW	SRW	DRW
Max. GVWR (lb.)	6,250	6,250	6,600	8,600	8,800	10,000	10,000	9,200	10,000
Axle, front (max. rating lb.)	3,400	3,400	3,900	4,200	4,200	4,200	4,200	4,200	4,200
Axle, rear (max. rating lb.)	3,800	3,800	5,300	6,250	6,250	7,400	7,400	6,250	7,400
Brakes, power	Std.	Std.	Std.	Std.	Std.	Std.	Std.	Std.	Std.
Clutch (hydraulic actuation) dia.	10"(3)	10"(3)	10"(3)	11" (12" w/7.5L)	11" (12" w/7.5L)	12"(4)	11" (12" w/7.5L)	11" (12" w/7.5L)	11" (12" w/7.5L)
Electrical: Battery (amp-hr.)	Std. 72 84	Std. 72 84	Std. 72 84	Std. 72(2) 84 60(2)(6)	Std. 72(2) 84 60(2)(6)	Std. 72(2) 84 75(2)	Std. 72(2) 84 75(2)	Std. 72(2) 84 75(2)	Std. 72(2) 84 75(2)
Alternator (amp.)	Std. 60(6)	Std. 60(6)	Std. 60(6)	Std. 60(2)(6)	Std. 60(2)(6)	Std. 75(2)	Std. 75(2)	Std. 75(2)	Std. 75(2)
Engine (displ.)	Std. 4.9L EFI I-6 Opt. 5.0L EFI V-8 5.8L EFI V-8	Std. 4.9L EFI I-6 Opt. 5.0L EFI V-8 5.8L EFI V-8	Std. 4.9L EFI I-6 Opt. 5.0L EFI V-8 5.8L EFI V-8	Std. 4.9L EFI I-6(1) Opt. 5.8L EFI V-8 7.5L EFI V-8 7.3L V-8 Diesel	Std. 5.8L EFI V-8 Opt. 4.9L EFI I-6 5.8L EFI V-8 7.5L EFI V-8 7.3L V-8 Diesel	Std. 7.5L EFI V-8 Opt. 5.8L EFI V-8 7.5L EFI V-8 7.3L V-8 Diesel	Std. 5.8L EFI V-8 Opt. 7.5L EFI V-8 7.5L EFI V-8 7.3L V-8 Diesel	Std. 5.8L EFI V-8 Opt. 7.5L EFI V-8 7.5L EFI V-8 7.3L V-8 Diesel	Std. 5.8L EFI V-8 Opt. 7.5L EFI V-8 7.5L EFI V-8 7.3L V-8 Diesel
Fuel tank capacity (gal.) SWB LWB	Std. 34.7 Opt. 37.2	Std. 34.7 Opt. 37.2	Std. 37.2	Std. 37.2	Std. 37.2	Std. 37.2	Std. 37.2	Std. 37.2	Std. 37.2
Single tank SWB LWB	Std. 18.2 Opt. 18.2	Std. — Opt. —	Std. 18.2	Std. 18.2	Std. —	Std. —	Std. —	Std. —	Std. —
Shock absorbers gas-pressurized, front and rear HD front and rear	Std. Std. Opt.	Std. Std. Opt.	Std. Std. Opt.	Std. Std. Opt.	Std. Std. Opt.	Std. Std. Opt.	Std. Std. Opt.	Std. Std. Opt.	Std. Std. Opt.
Springs: Front Springs: Rear	Std. Std. Opt.	Std. Std. Opt.	Std. Std. Opt.	Std. Std. Opt.	Std. Std. Opt.	Std. Std. Opt.	Std. Std. Opt.	Std. Std. Opt.	Std. Std. Opt.
Steering	Power	Power	Power	Power	Power	Power	Power	Power	Power
Transmission	Std. 5-speed manual overdrive	Std. 5-speed manual overdrive	Std. 5-speed manual overdrive	Std. 5-speed manual overdrive HD	Std. 5-speed manual overdrive HD	Std. 5-speed manual overdrive HD	Std. 5-speed manual overdrive HD	Std. 5-speed manual overdrive HD	Std. 5-speed manual overdrive HD
	Opt. 4-speed manual 4-speed auto overdrive (AOD) 4-speed auto overdrive (E4OD)	Opt. 4-speed manual 4-speed auto overdrive (AOD) 4-speed auto overdrive (E4OD)	Opt. 4-speed manual 4-speed auto overdrive (E4OD)	Opt. 3-speed auto 4-speed auto overdrive (E4OD)	Opt. 3-speed auto 4-speed auto overdrive (E4OD)	Opt. 4-speed auto overdrive (E4OD)	Opt. 4-speed auto overdrive (E4OD)	Opt. 3-speed auto 4-speed auto overdrive (E4OD)	Opt. 3-speed auto 4-speed auto overdrive (E4OD)
Wheels type/rim size	Std. 5-hole 6 JK(7)	Std. 5-hole 6 JK(7)	Std. 8-hole 6 K	Std. 8-hole 6 K	Std. 8-hole 6 K	Std. 8-hole 6 K	Std. 8-hole 6 K	Std. 8-hole 6 K	Std. 8-hole 6 K
Tires: tubeless	Std. P215/75R 15SL(7)	Std. P235/75R 15XL(7)	Std. LT215/ 85R 16D	Std. LT235/ 85R 16E	Std. LT235/ 85R 16E	Std. LT215/ 85R 16D	Std. LT215/ 85R 16D	Std. LT235/ 85R 16E	Std. LT215/ 85R 16E
	Opt. Tubeless tires are available to match payload package requirements. Consult your Ford Dealer for adequate tires.								

EFI = Electronic Fuel Injection HD = Heavy Duty DRW = Dual Rear Wheels SRW = Single Rear Wheels
Note: Consult your Ford Dealer or Chassis-Cab catalog for Chassis-Cab and Stripped Chassis information.
(1) NA in California. (2) Dual 84 amp-hr. batteries and 70 amp. alternator standard with 7.3L V-8 diesel. (3) 11" clutch with 5.0L EFI V-8. (4) 11" clutch with 7.3L V-8 Diesel. (5) Also includes standard auxiliary rear springs. (6) 75 amp. alternator standard with 4.9L with air conditioning. 5.0L, 5.8L and 7.5L engines. (7) Includes full-size spare.

4WD

Equipment	F-150		F-250	F-250 HD		F-350 Reg. Cab	F-350 Crew Cab
	Reg. Cab	SuperCab	Reg. Cab	Reg. Cab	SuperCab	SRW	SRW
Max. GVWR (lb.)	6,250	6,250	6,800	8,600	8,800	9,000	9,200
Axle, front (max. rating lb.) Std. Opt.	3,800 —	3,800 —	3,850 4,600(5)	4,600 —	4,600 —	5,000 —	5,000 —
Axle, rear (max. rating lb.)	3,800	3,800	5,300	6,250	6,250	6,250	6,250
Brakes, power	Std.	Std.	Std.	Std.	Std.	Std.	Std.
Clutch (hydraulic actuation) dia.	10"(1)	10"(1)	11"	11" (12" w/7.5L)	11" (12" w/7.5L)	11" (12" w/7.5L)	11" (12" w/7.5L)
Electrical: Battery (amp-hr.)	Std. 72 84	Std. 72 84	Std. 72 84	Std. 72(2) 84 75(2)	Std. 72(2) 84 75(2)	Std. 72(2) 84 75(2)	Std. 72(2) 84 75(2)
Alternator (amp.)	Std. 60(6)	Std. 60(6)	Std. 60(6)	Std. 75(2)	Std. 75(2)	Std. 75(2)	Std. 75(2)
Engine (displ.)	Std. 4.9L EFI I-6 Opt. 5.0L EFI V-8 5.8L EFI V-8	Std. 4.9L EFI I-6 Opt. 5.0L EFI V-8 5.8L EFI V-8	Std. 4.9L EFI I-6 Opt. 5.0L EFI V-8 5.8L EFI V-8	Std. 5.8L EFI V-8 Opt. 4.9L EFI I-6 5.8L EFI V-8 7.5L EFI V-8 7.3L V-8 Diesel	Std. 5.8L EFI V-8 Opt. 4.9L EFI I-6 5.8L EFI V-8 7.5L EFI V-8 7.3L V-8 Diesel	Std. 5.8L EFI V-8 Opt. 7.5L EFI V-8 7.5L EFI V-8 7.3L V-8 Diesel	Std. 5.8L EFI V-8 Opt. 7.5L EFI V-8 7.5L EFI V-8 7.3L V-8 Diesel
Fuel tank capacity (gal.) SWB LWB	Std. 18.2 Opt. 37.2(8)	Std. 34.7 Opt. 37.2	Std. 37.2(8)	Std. 37.2(9)	Std. 37.2	Std. 37.2(9)	Std. 37.2
Single tank capacity (gal.) SWB LWB	Std. 18.2 Opt. —	Std. — Opt. —	Std. 18.2	Std. 18.2	Std. —	Std. 18.2	Std. —
Hubs: free-running, auto locking, manual locking	Std. Std. Opt.	Std. Std. Opt.	Std. Std. Opt.	Std. Std. Opt.	Std. Std. Opt.	Std. Std. Opt.	Std. Std. Opt.
Electronic Touch Drive*	Opt.	Opt.	—	—	—	—	—
Shock absorbers gas-pressurized, front and rear HD front and rear	Std. Std. Opt.	Std. Std. Opt.	Std. Std. Opt.	Std. Std. Opt.	Std. Std. Opt.	Std. Std. Opt.	Std. Std. Opt.
Springs: Front Springs: Rear	Std. Std. Opt.	Std. Std. Opt.	Std. Std. Opt.	Std. Std. Opt.	Std. Std. Opt.	Std. Std. Opt.	Std. Std. Opt.
Steering	Power	Power	Power	Power	Power	Power	Power
Transmission	Std. 5-speed manual overdrive	Std. 5-speed manual overdrive	Std. 5-speed manual overdrive HD	Std. 5-speed manual overdrive HD	Std. 5-speed manual overdrive HD	Std. 5-speed manual overdrive HD	Std. 5-speed manual overdrive HD
	Opt. 4-speed manual 4-speed auto overdrive (AOD) 4-speed auto overdrive (E4OD)	Opt. 4-speed manual 4-speed auto overdrive (AOD) 4-speed auto overdrive (E4OD)	Opt. 4-speed manual 4-speed auto overdrive (E4OD)	Opt. 3-speed auto 4-speed auto overdrive (E4OD)	Opt. 3-speed auto 4-speed auto overdrive (E4OD)	Opt. 3-speed auto 4-speed auto overdrive (E4OD)	Opt. 3-speed auto 4-speed auto overdrive (E4OD)
Wheels type/rim size	Std. 5-hole 6 JK(7)	Std. 5-hole 6 JK(7)	Std. 8-hole, 6 K	Std. 8-hole, 6 K	Std. 8-hole, 6 K	Std. 8-hole, 6 K	Std. 8-hole, 6 K
Tires: tubeless	Std. P235/75R 15XL(7)	Std. P235/75R 15XL(7)	Std. LT215/85R 16D	Std. LT235/85R 16E	Std. LT235/85R 16E	Std. LT235/85R 16E	Std. LT235/85R 16E
	Opt. Tubeless tires are available to match payload package requirements. Consult your Ford Dealer for adequate tires.						

Note: Consult your Ford Dealer or Chassis-Cab catalog for Chassis-Cab information.
EFI = Electronic Fuel Injection HD = Heavy Duty SRW = Single Rear Wheels
*Delayed availability. See your Ford Dealer. (1) 11" clutch with 5.0L EFI V-8. (2) Dual 84 amp-hr. batteries and 70 amp. alternator standard with 7.3L V-8 diesel. (3) Available and standard with 5.0L EFI V-8 only. (4) Also includes standard auxiliary rear springs. (5) Available and included with H. D. Front Suspension Pkg. only. (6) 75 amp. alternator standard with 4.9L with air conditioning. 5.0L and 5.8L engines. (7) Includes full-size spare. (8) 34.7 gal. with 4-speed automatic overdrive (E4OD). (9) With 4-speed automatic overdrive (E4OD) capacity is 34.7 gal. (gas engines); 40.2 gal. with 7.3L V-8 diesel.

PAYLOADS AND TRIM

F-SERIES PAYLOADS 4x2

Series	Pickup Box Length*	Payload Pkg. No.	Payload**	GVWR	Tires
Regular Cab Pickups					
F-150	6¾-ft. Styleside	1	1,505/1,635†† lb.	5,250 lb.	P215/75R-15SL
F-150	8-ft. Styleside	1	1,600/1,745†† lb.	5,450 lb.	P215/75R-15SL
F-150	8-ft. Styleside	2	2,390/2,540†† lb.	6,250 lb.	P235/75R-15XL†
F-250	8-ft. Styleside	1	2,490/2,635†† lb.	6,600 lb.	LT215/85R-16D
F-250 HD	8-ft. Styleside	1	4,260/4,405†† lb.	8,600 lb.	LT235/85R-16E
F-350	8-ft. Styleside	1	5,272 lb.	10,000 lb.	LT215/85R-16D(DRW)
SuperCab Pickups					
F-150	6¾-ft. Styleside	1	1,930 lb.	6,050 lb.	P235/75R-15XL
F-150	8-ft. Styleside	1	2,020 lb.	6,250 lb.	P235/75R-15XL
F-250 HD	8-ft. Styleside	1	4,095 lb.	8,800 lb.	LT235/85R-16E
F-350	8-ft. Styleside	1	4,700 lb.	10,000 lb.	LT215/85R-16D(DRW)
Crew Cab Pickups					
F-350	8-ft. Styleside	1	4,105 lb.	9,200 lb.	LT235/85R-16E
F-350	8-ft. Styleside	1	4,700 lb.	10,000 lb.	LT215/85R-16D(DRW)

*Nominal. **Maximum allowable weight of people, cargo, and body equipment. †Required option. ††With single fuel tank option. Note: Consult your Ford Dealer or Chassis-Cab catalog for Chassis-Cab and Stripped Chassis information.

F-SERIES PAYLOADS 4x4

Series	Pickup Box Length*	Payload Pkg. No.	Payload**	GVWR	Tires
Regular Cab Pickups					
F-150	6¾-ft. Styleside	1	2,200 lb.	6,100 lb.	P235/75R-15XL
F-150	8-ft. Styleside	1	2,115/2,260†† lb.	6,250 lb.	P235/75R-15XL
F-250	8-ft. Styleside	1	2,335/2,480 lb.	6,800 lb.	LT215/85R-16D
F-250 HD	8-ft. Styleside	1	3,860/4,010 lb.	8,600 lb.	LT235/85R-16E
F-350	8-ft. Styleside	1	4,080/4,230 lb.	9,000 lb.	LT235/85R-16E
SuperCab Pickups					
F-150	6¾-ft. Styleside	1	1,920 lb.	6,250 lb.	P235/75R-15XL
F-150	8-ft. Styleside	1	1,775 lb.	6,250 lb.	P235/75R-15XL
F-250 HD	8-ft. Styleside	1	3,665 lb.	8,800 lb.	LT235/85R-16E
Crew Cab Pickup					
F-350	8-ft. Styleside	1	3,750 lb.	9,200 lb.	LT235/85R-16E

*Nominal. **Maximum allowable weight of people, cargo, and body equipment. ††With single fuel tank option. Note: Consult your Ford Dealer or Chassis-Cab catalog for Chassis-Cab information.

F-150 TRIM CONTENT

● = Standard ■ = Optional			
Exterior	Custom	XL	XLT Lariat
Chrome front bumper	●	●	●
Front bumper rub strip, black	—	●	●
Cargo box light	●	●	●
Grille	Light argent	Chrome	Chrome
Bright headlight/parking lights bezel	—	●	●
Bright hub caps on argent steel wheels	●	—	—
Deluxe argent styled steel wheels	—	●	●
Mirrors, black foldaway	●(1)	—	—
Mirrors, bright low-mount swingaway	■(1)	●	●
Bright wheelip molding	—	●	●
Dual accent bodyside paint stripes	—	●	—
Lower bodyside molding	—	—	●
Brushed aluminum tailgate appliqué	—	—	●
Tinted glass	●	●	●
Bright rear window moldings	—	●	●
Interior			
Floor mat, rubber with insulation, color-keyed	●	●	■
Carpeting, color-keyed with insulation	—	—	●
Door trim panel, color-keyed	●	with map pocket	with map pocket, cloth insert and additional storage compartment under armrest
Instrument panel, color-keyed	with black appliques	with woodtone appliques	with woodtone appliques
Front bench seat	Vinyl	Cloth/vinyl	Cloth
Safety belts	Color-keyed	Color-keyed	Color-keyed
Electronic AM radio with dual speakers and digital clock (may be deleted for credit)	●	—	—
Electronic AM/FM stereo radio with dual speakers and digital clock	■	●	●
Interval wipers	—	●	●
Sun visors, color-keyed	Vinyl	Vinyl	Cloth with LH retention band and covered RH visor mirror
Headliner, color-keyed cloth	■(2)	●	●
Steering wheel, black	Vinyl	Vinyl	Leather-wrapped

(1) Low-mount swingaway standard on SuperCab. (2) Standard on SuperCab.

OPTIONS AND PREFERRED EQUIPMENT PACKAGES

F-Series options include popular features like a sliding rear window; roof clearance lights; speed control/tilt steering wheel; chrome rear step bumper; electronic AM/FM stereo with cassette and digital clock; plus deluxe argent styled wheels; sport wheel covers; deep-dish forged aluminum wheels; and Sport Appearance Package.

Power windows and door locks. Camper Package. Speed control/tilt steering wheel. Captain's Chairs. Tachometer. Roof-mounted clearance lights. Sport Appearance Package.


These are just a few of the exciting options that help you match your F-Series truck to your needs.

Choose them individually. Or within Preferred Equipment Packages.

Preferred Equipment Packages are pre-packaged groups of popular options which, when purchased together, offer significant savings over the same options if purchased separately.

Preferred Equipment Packages are flexible, so that you may choose additional options over and above those included in any one Package.

F-150 Regular Cab Packages are listed on the opposite page. Packages are subject to change. See your Ford Dealer for the latest schedule.



F-150 REGULAR CAB 4x2 ■ = Contained in Preferred Equipment Package S = Standard O = Optional	Preferred Equipment Packages			
	Custom	XL	XLT Lariat	
	500A	502A	503A	507A
Package content				
Light/Convenience Group (1)	O	■	■	■
Radio, electronic AM/FM stereo w/clock	O	S	S	—
Speed control/tilt steering wheel	O	O	O	■
Deluxe argent styled steel wheels	O	■	■	O
Air conditioning	O	O	■	■
Radio, electronic AM/FM stereo w/cassette and clock	O	O	O	■
Sliding rear window	O	O	O	■
Power door locks/windows	—	O	O	■
Forged aluminum Deep-Dish wheels	O	O	O	■
Powertrain (engine/transmission)				
4.9L EFI/5-speed manual O/D	S	S	S	S
4.9L EFI/4-speed manual	O	O	O	O
4.9L EFI/automatic O/D (E40D)	O	O	O	O
5.0L EFI/5-speed manual O/D	O	O	O	O
5.0L EFI/4-speed manual	O	O	O	O
5.0L EFI/automatic O/D (AOD)	O	O	O	O
5.0L EFI/automatic O/D (E40D)	O	O	O	O
5.8L EFI/automatic O/D (E40D)	O	O	O	O
California emissions system	O	O	O	O
High altitude principal use	O	O	O	O
Tires (steel radial) — five				
P215/75R15SL BSW all-season	S	S	S	—
P215/75R15SL WSW all-season	O	O	O	—
P235/75R15XL BSW all-season	O	O	O	S
P235/75R15XL BSW all-terrain	O	O	O	O
P235/75R15XL WSW all-season	O	O	O	O
31x10.50R15C OWL all-terrain P235/75R15XL OWL all-season	O	O	O	O
P235/75R15XL OWL all-terrain	O	O	O	O
Seat and trim type				
Vinyl bench	S	—	—	—
Cloth and vinyl bench	O	S	—	—
Knitted vinyl bench	O	O	O	O
Cloth flight bench	—	—	S	S
Other miscellaneous options				
Heavy-duty battery	O	O	O	O
Skid plates (4x4)	O	O	O	O
Floor mat in lieu of carpet	S	S	O	O
Argent rear step bumper	O	O	O	O
Chrome rear step bumper	O	O	O	O
Camper Package (4)	O	O	O	O
Roof clearance lights	O	O	O	O
Single fuel tank	O	O	O	O
Handling Package (3)	O	O	O	O
Headliner and Insulation Package (2)	O	S	S	S
Engine block heater	O	O	O	O
License plate bracket	O	O	O	O
Bright swing-out recreational mirrors	O	O	O	O
Bright low-mount swingaway mirrors	O	S	S	S
Optional Payload Package #2 (SWB only)	O	O	O	O
Two-tone paint, Bodyside	O	O	O	O
Two-tone paint, Deluxe	O	O	O	O
Two-tone paint, Lower Accent	—	—	O	O
Super engine cooling	O	O	O	O
Sport Appearance Packages A or B	O	O	O	O
Touch Drive Electronic Shift (4x4)	O	O	O	O
Heavy-Duty Rear Suspension Package	O	O	O	O
Tachometer	O	O	S	S
Trailer Towing Package (4)	O	O	O	O
Sport wheel covers	O	O	—	—
Radio systems				
Radio credit option	O	—	—	—
Electronic AM radio w/clock	S	—	—	—

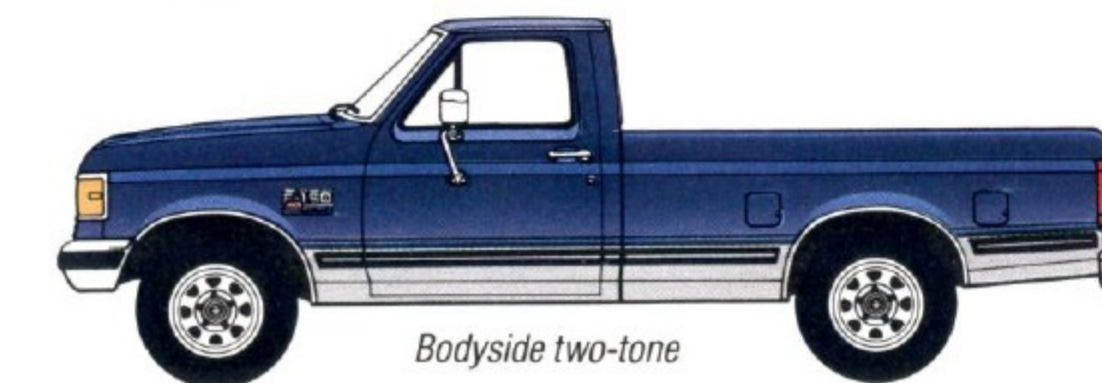
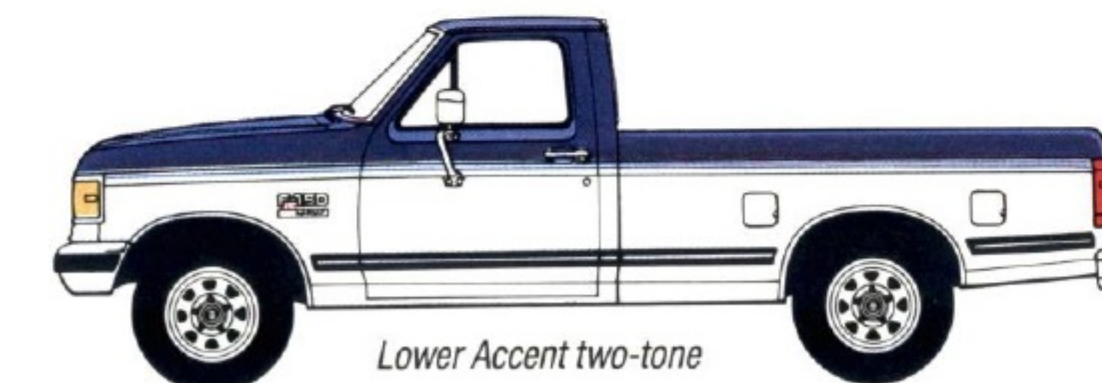
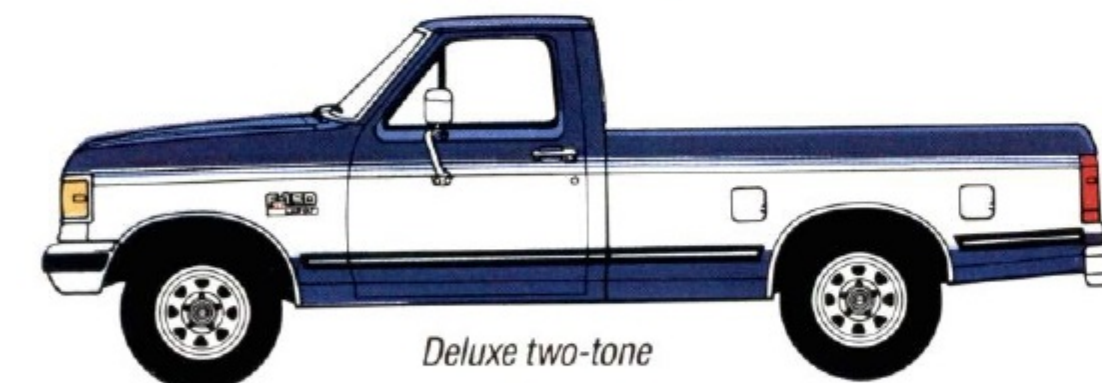
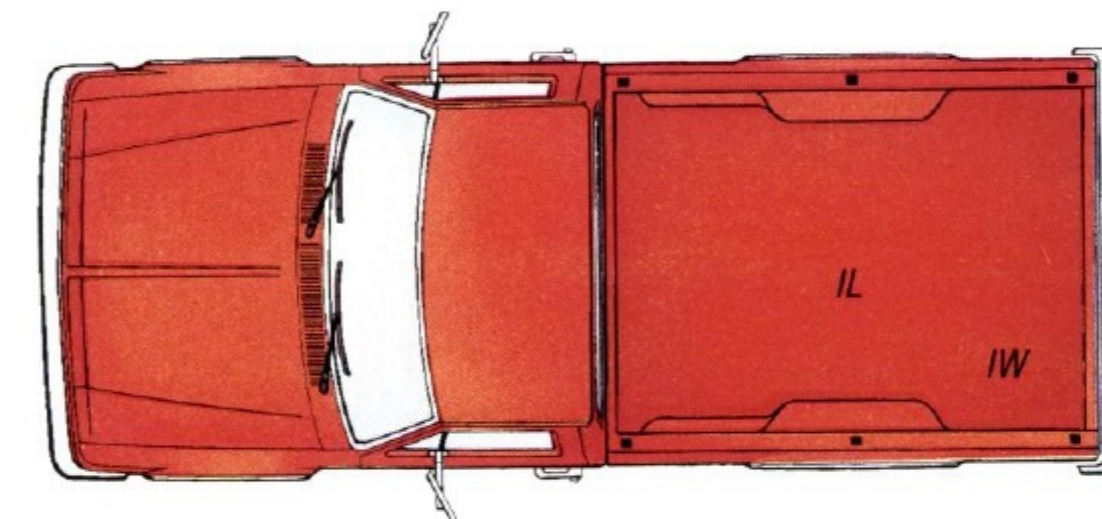
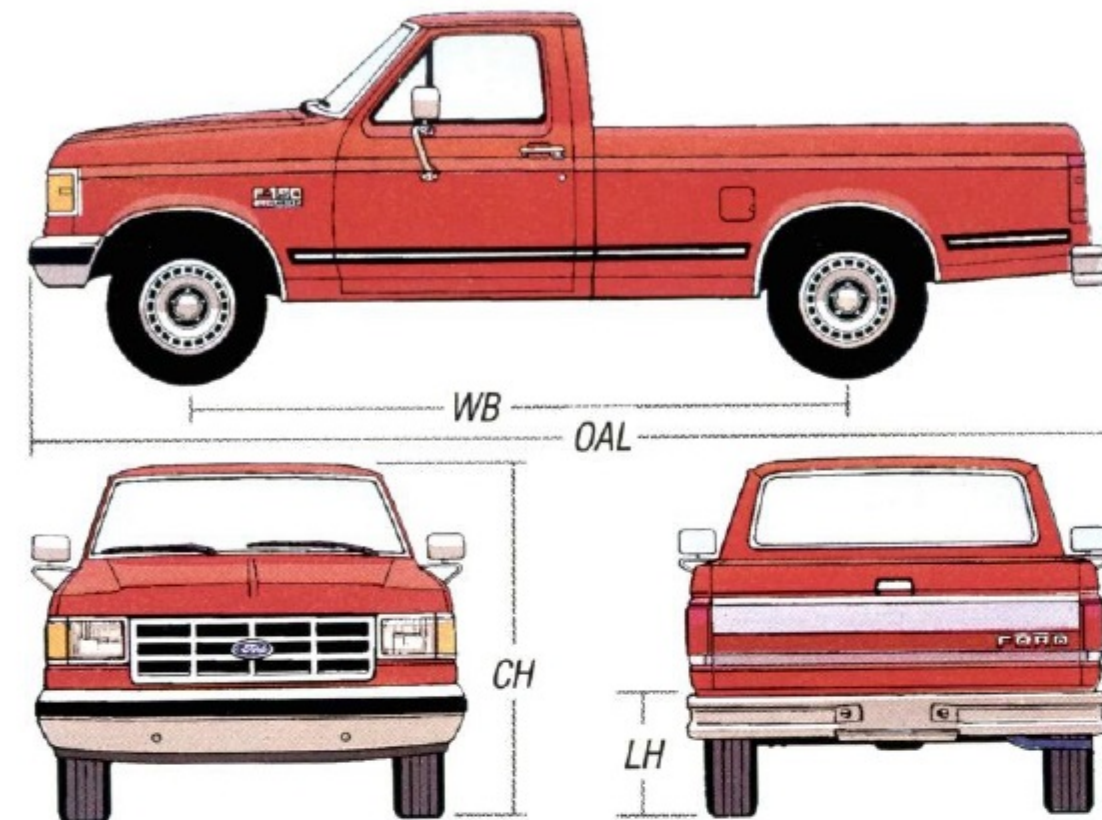
(1) Glove box light; underhood light; dual beam dome/map light; headlamps-on audible alert; interval windshield wipers; map pocket in door trim panel; RH visor vanity mirror. (2) Color-keyed cloth headliner; "B" pillar and back panel moldings; color-keyed back panel cover with insulation. (3) Front/rear stabilizer bars; heavy-duty front/rear shock absorbers; heavy-duty front springs. (4) Super engine cooling; bright low-mount swingaway mirrors (Regular Cab Custom only); trailer wiring harness; heavy-duty turn signal flasher; Handling Package; heavy-duty battery.

MAJOR F-150 STANDARD FEATURES

Regular Cab

- ☐ 4.9 liter EFI I-6 engine
- ☐ 60 amp. alternator
- ☐ 3,400-pound Twin-I-Beam front axle (4x2)
- ☐ 3,800-pound rear axle
- ☐ 18.2 gallon fuel tank (SWB 4x4)
- ☐ 34.7 gallon dual fuel tanks (SWB 4x2)
- ☐ Maintenance-free, 72 amp-hr. (650 CCA) battery
- ☐ Power brakes with rear wheel anti-lock system
- ☐ Automatic locking front hubs (4x4)
- ☐ Gas shock absorbers
- ☐ 2,300-pound front springs (4x2)
- ☐ 3,190-pound rear springs (4x2)
- ☐ 2-speed transfer case (4x4)
- ☐ 5-speed manual overdrive transmission
- ☐ Chrome front bumper
- ☐ Tinted glass
- ☐ Aero-halogen headlamps with impact-resistant lenses
- ☐ Black LH/RH foldaway mirrors
- ☐ Removable tailgate with bright release handle
- ☐ Cargo box light
- ☐ Black scuff plates
- ☐ Voltmeter, oil pressure and temperature gauges

F-SERIES DIMENSIONS, COLORS AND TRIMS



EXTERIOR DIMENSIONS

Cab Type	Series	WB (in.)	Box IL* (ft.)	IW max. Width (in.)	2WD		4WD		OAL (in.)†
					LH (in.)**	CH (in.)**	LH (in.)**	CH (in.)**	
Styleside Pickup									
Regular	F-150	117	6¾	70	30.7	70.5	33.3	73.8	194.1
	F-150	133	8	70	31.4	70.2	32.8	73.2	210.2
	F-250	133	8	70	32.5	73.0	34.2	75.7	210.2
	F-250 HD	133	8	70	34.4	74.4	36.3	76.7	210.2
	F-350	133	8	70	—	—	38.6	78.5	210.2
	F-350 DRW	133	8	70	33.0	73.4	—	—	210.2
SuperCab	F-150	139	6¾	70	31.4	72.1	33.7	74.6	216.1
	F-150	155	8	70	31.3	71.9	33.2	74.0	232.2
	F-250 HD	155	8	70	34.2	74.6	36.0	77.0	232.2
	F-350 DRW	155	8	70	32.9	73.9	—	—	232.2
Crew Cab	F-350	168	8	70	34.1	74.6	35.6	78.3	245.7
	F-350 DRW	168	8	70	32.9	74.1	—	—	245.7

*Nominal. **Estimated empty. See your Ford Dealer for details. †Without rear bumper. Add 4.5" for optional rear step bumper. See your Ford Dealer or Chassis-Cab catalog for Chassis-Cab and Stripped Chassis dimensions.

COLORS

Interior Trim Colors				Exterior Paint Colors
Dark Charcoal	Crystal Blue	Scarlet Red	Chestnut	
X		X	X	Raven Black
X		X		Dark Grey Metallic
X	X	X		Medium Silver Metallic
X		X	X	Scarlet Red
X		X	X	Cabernet Red
X			X	Emerald Green Metallic
	X			Bright Regatta Blue Metallic
X	X		X	Deep Shadow Blue Metallic
X	X	X	X	Colonial White
			X	Desert Tan Metallic
X			X	Tan
			X	Dark Chestnut Metallic

Some of these paint colors are shown in this catalog. On the printed page, of course, colors are at best only representative of the originals. Your Ford Dealer can show you actual samples of paint colors as well as interior trim materials.

Deluxe two-tone includes accent color on the center bodyside area and tailgate, two-color tape stripe on the upper bodyside and upper/lower tailgate paint breaks, bodyside/wheelip moldings at the lower paint break, and two-color tape at paint breaks on dual rear wheel models.

Lower Accent two-tone (F-150 XLT Lariat only) includes accent color on the lower bodyside and tailgate below the bodyside tape stripe and rear tailgate appliqué.

New for 1991 — Bodyside two-tone paint option includes accent color on the bodyside and tailgate below the 2-color tape stripe paint breaks. Option also includes bodyside/wheelip moldings, which do not serve as paint breaks, on single rear-wheel models.

- Body Color
- Accent Color

OWNER INFORMATION

6-YEAR/100,000-MILE CORROSION PROTECTION

F-Series' corrosion protection warranty coverage for outer body panel rust-through is 6 years or 100,000 miles, whichever comes first. See your dealer for details and a copy of this limited warranty.

OPTIONS AVAILABILITY

Options shown or described in this catalog are available at extra cost and may be offered only in combination with other options or subject to additional ordering requirements or limitations.



Participating Ford Dealers offer the Lifetime Service Guarantee, which guarantees their customer-paid work on your Ford vehicle for as long as you own it. A covered repair is paid for once. If it ever has to be fixed again, the repairing dealer will fix it free. Ask to see the Lifetime Service Guarantee when you visit your participating Ford Dealer.



The leasing alternative is available for qualified lessees through your participating Ford Dealer. A participating dealer can arrange financing terms or a Red Carpet Lease® tailored to your circumstances through Ford Credit.

PRODUCT CHANGES

Ford Division reserves the right to change product specifications at any time without incurring obligations.

"ASK YOUR FORD DEALER"

Following publication of this catalog, certain changes in standard equipment, options, prices and the like, or product delays, may have occurred which would not be included in these pages. Your Ford Dealer is your best source for up-to-date information.

