

1991

FORD LTD CROWN VICTORIA





1991 FORD LTD CROWN VICTORIA

LTD Crown Victoria has full-size room and comfort for six, an exceptionally smooth ride, and many standard conveniences. It offers a riding environment that's rare in today's smaller-car world, along with power and capability most cars can't match.

A 5.0 liter V-8 engine with sequential fuel injection provides reassuring response in everyday driving situations. When the optional heavy-duty trailer towing package is added, Crown Victoria is rated to tow trailers weighing up

to 5,000 pounds. And there are two optional suspensions, automatic load leveling and heavy-duty/handling, for special needs.

As a rule, the longer a vehicle's wheelbase, the better the ride. A 114.3" wheelbase, a ride-oriented suspension and gas-pressurized shocks combine to give Crown Victoria the exceptionally smooth ride for which it's noted.

The standard Automatic Overdrive transmission automatically shifts into an overdrive fourth gear when the vehicle exceeds approx-

imately 45 mph and the driver eases up on the accelerator pedal. In overdrive, engine speed is reduced by about one-third for improved highway fuel economy and reduced engine wear.

Whether you choose the 4-door sedan, or an LTD Crown Victoria Wagon or Country Squire Wagon, you're assured the big-car ride and comfort that so few of today's cars provide. Select the elegant LX version in any body style for a full complement of top-of-the-line luxury and convenience features.



LTD Crown Victoria Sedan in Light Titanium Clearcoat Metallic, shown with optional rear window defroster and front and rear bumper guards.

LTD Crown Victoria Sedan in Twilight Blue Clearcoat Metallic with optional Brougham Roof. Also included is optional Preferred Equipment Package 114B.



Perhaps the most important reason for buying a six-passenger car is the riding comfort it offers. Much of LTD Crown Victoria's comfort is attributable to sheer space. The doors, seats and roof were designed to optimize head, shoulder, hip and leg room. Crown Victoria is simply roomier than the vast majority of cars found on the road today.

Seat construction is another factor that contributes to comfort. The reclining split bench front seats with center armrests have molded foam cushions which provide lumbar and back support. The seat track travel extends to nine inches for individual comfort adjustment. It all adds up to an environment that invites you to stretch, relax and enjoy the trip.

If standard equipment is the

yardstick, Crown Victoria measures up well. Air conditioning and tinted glass. Dual electric remote-control mirrors. Side window demisters. Glove box, ashtray and cargo area courtesy lights and courtesy light switches at all doors. Passenger side visor mirror. Electronic digital clock. Interval wipers are handy when it's drizzling. The autolamp system offers extra security after dark.

An electronic AM/FM stereo radio provides the entertainment (may be deleted for credit). There are also power windows, tilt steering wheel and other conveniences. The contemporary instrument panel is ergonomically arranged and includes a temperature gauge, a large glove box and a smartly styled steering wheel.

The capacity of Crown Victoria's

spacious, carpeted deep-well trunk is unsurpassed by any other American car (excluding other Ford Motor Company products). And it's easy to load due to its low liftover height.

LTD Crown Victoria and Country Squire Wagons provide a lot of room for cargo. In addition, there's a lockable compartment below the load floor with another 9.9 cubic feet of space. And two cubic feet more in a handy lockable side panel compartment.

Wagons also offer optional dual facing rear seats (standard with LX series). They increase the seating capacity to eight passengers. And special DuraWeave vinyl upholstery is optional with standard wagons. DuraWeave looks, feels and breathes like cloth, yet wears and cleans like vinyl.



The instrument panel is ergonomically designed. Clean and contemporary, it features a large glove box and a luxury steering wheel.

The LTD Crown Victoria LX interior shown with optional Preferred Equipment Package 114B.

LTD CROWN VICTORIA WAGONS

Crown Victoria wagons provide a full measure of the commodity that wagons are noted for: cargo room—the kind of cargo room that only full-size wagons can offer. A 90.4-cubic-foot cargo volume index means a lot of space for all kinds of things from grocery bags to antique furniture.

Also featured on wagon models is the versatile 3-way doorgate with power window. It opens like a door to let people in or out (with the window either open or closed), or swings down like a conventional

tailgate to accommodate cargo. It adds versatility to the impressive cargo-carrying capability of Crown Victoria. The 3-way doorgate is a Ford innovation.

For additional seating capacity, choose the optional dual facing rear seats (they're standard with LX). Crown Victoria's six-passenger capacity is increased to eight. And optional DuraWeave vinyl upholstery is available with standard wagons. It looks, feels and breathes like cloth, yet wears and cleans like vinyl—ideal when the

family includes young children or grandchildren.

Heavy-duty rear brakes are standard in all Crown Victoria wagons. And for extra capability, optional automatic load-leveling and heavy-duty/handling suspensions are available.

Choose the standard LTD Crown Victoria Wagon or the distinctive Country Squire, with its classic look of woodtone bodyside and doorgate paneling. Both are available in the LX series, with its extra luxury and convenience.



The LTD Country Squire LX Wagon is shown in White Clearcoat. Included is optional Preferred Equipment Package 114B.

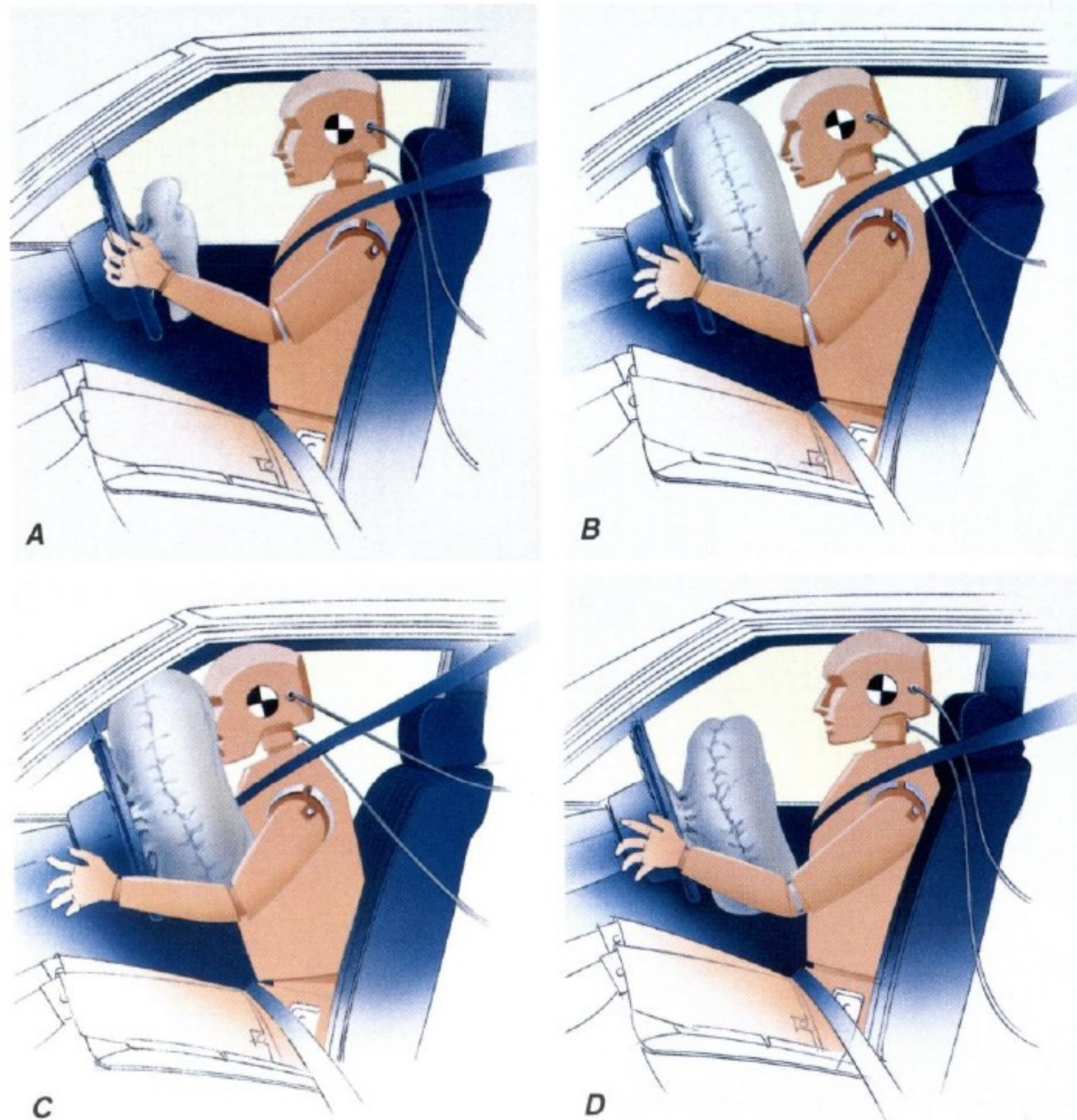
The optional heavy-duty trailer-towing package prepares Crown Victoria sedans and wagons to haul trailers weighing as much as 5,000 pounds.

DRIVER AIR BAG SUPPLEMENTAL RESTRAINT SYSTEM

Standard equipment on the 1991 LTD Crown Victoria includes a driver's side air bag supplemental restraint system. The supplemental air bag, located in a module in the center of the steering wheel, is designed to activate in the event of a moderate to severe frontal impact roughly equivalent to striking a parked car of similar size at 28 miles per hour.

From initial impact to full deployment, the air bag inflates in less than 1/10 of a second. It then begins to deflate within a fraction of a second. Five crash sensors determine if a frontal collision is severe enough to activate the air bag. The sensor system is designed not to activate unless the bag is needed.

The supplemental air bag is designed for one use. Once it is used, the module must be removed and replaced by a qual-



Crown Victoria's driver air bag supplemental restraint system inflates in less than 1/10 of a second, then begins to deflate within a fraction of a second.

ified service technician. Replacement of the bag is normally covered by the insurance company as part of the collision repair. In addition, many insurance companies are offering discounts on the medical premiums for cars equipped with air bags.

It is very important to remember that the air bag is intended to supplement, not replace, the driver's conventional lap and shoulder belt. The safety belt system helps provide protection in all types of impacts. When used together, air bags and seat belts comprise one of the best occupant restraint systems available today.

Safety belts in LTD Crown Victoria include the integral lap/shoulder style for front and rear outboard seating positions, while lap belts are supplied for the center positions (and for the optional dual facing rear seats in wagons).

OPTIONS AND PREFERRED EQUIPMENT PACKAGES

X = Included in package (package content subject to change) S = Standard O = Optional	Preferred Equipment Packages		
	Std. 110A	LX 113B	114B
Front and rear bumper guards	O	X	X
Rear window defroster (1)	O	X	X
Speed control	O	X	X
Power Lock Group (2)	O	X	X
Leather-wrapped steering wheel	O	X	X
Front and/or rear carpeted floor mats	O	X	X
Cornering lamps		X	X
Illuminated entry system		X	X
Cast aluminum wheels		X	X
Electronic AM/FM stereo search radio with cassette tape (3)	O	X	
6-way power driver's seat	O	X	
Automatic climate control air conditioning		O	X
Power radio antenna		O	X
Dual control 6-way power seats		O	X
High-level audio system (4)	O	O	X
Other options			
Light Group (5)	O	S	S
Dual facing rear seats (wagon models)	O	S	S
Front license plate bracket	O	O	O
Brougham roof treatment	O	O	O
Heavy-duty battery	O	O	O
Engine block immersion heater	O	O	O
Premium sound system (6)		O	
Traction-lok axle	O	O	O
Automatic load-leveling suspension (7)	O	O	O
Heavy-duty handling suspension	O	O	O
Heavy-duty trailer towing package	O	O	O
Locking wire-style wheel covers	O	O	O
Vinyl insert bodyside moldings (Country Squire Wagon only)	O	O	O
Insta-Clear® windshield		O	O

(1) Premium sound system or high-level audio system may be substituted in 113B. (2) Includes power door locks (power doorlock on wagons) and remote-control electric decklid release in glove box (sedans). (3) May be deleted for credit. (4) Sophisticated sound reception and reproduction. Includes premium sound system, AM-FM stereo seek/scan radio with cassette player, and features like seek or scan functions for both radio and tape; popout controls for bass, treble, balance and fade; DNR noise reduction for radio (Dolby® for tape); AM stereo reception; 80 watts RMS continuous power; electronic volume control and more. (5) Includes dual-beam map light, dual instrument panel courtesy lights and engine compartment light. (6) Includes four upgraded speakers and power amplifier (rear speakers are coaxial). (7) Not available on sedan models in California.

MAJOR STANDARD FEATURES

EXTERIOR

- ☐ Front and rear bumper rub strips
- ☐ Quad rectangular halogen headlamps
- ☐ Lower bodyside protection
- ☐ Dual electric remote-control mirrors
- ☐ Vinyl insert bodyside moldings (optional with Country Squire Wagon)
- ☐ Functional drip moldings
- ☐ Clearcoat paint
- ☐ Dual bodyside accent stripes
- ☐ Padded rear half-vinyl roof (may be deleted)
- ☐ Deluxe wheel covers

INTERIOR

- ☐ Color-keyed deluxe belts, driver air bag supplemental restraint system, lap/shoulder belts for forward facing outboard seating positions and lap belts for center seating positions
- ☐ 18-ounce luxury floor carpeting
- ☐ Electronic digital clock
- ☐ Luxury door trim
- ☐ Lockable glove box
- ☐ "Headlamps on" reminder chime
- ☐ Courtesy lights in glove box, ashtray, cargo area
- ☐ Courtesy light switches at all doors
- ☐ Right-hand visor mirror
- ☐ Split bench seats with recliners, cloth and vinyl trim (premium-level interior trim with LX)
- ☐ Tilt steering wheel
- ☐ Manual air conditioning
- ☐ "Engine check" and "low fuel" alerts
- ☐ Autolamp system
- ☐ Tinted glass
- ☐ Inside hood release
- ☐ Automatic parking brake release
- ☐ Electronic AM/FM stereo search radio (may be deleted for credit)
- ☐ "Super Luxury" sound insulation
- ☐ Automatic Overdrive transmission
- ☐ Power steering
- ☐ Trip odometer
- ☐ Power windows
- ☐ Fluidic windshield washer system
- ☐ Interval windshield wipers

COLORS, TRIMS, SPECIFICATIONS & OPTIONS

COLORS & TRIMS

Interior Trim Colors					Exterior Paint Colors
Shadow Blue	Titanium	Currant Red	Cinnabar	Light Sandalwood	
	X	X	X	X	Black Clearcoat
	X	X			Light Titanium Clearcoat Metallic
	X				Deep Titanium Clearcoat Metallic
	X	X			Electric Red Clearcoat Metallic
			X		Woodrose Clearcoat Metallic
		X	X		Medium Woodrose Clearcoat Metallic
	X	X			Garnet Red Clearcoat Metallic
		X		X	Alabaster Clearcoat
		X		X	Medium Alabaster Clearcoat
X					Light Crystal Blue Clearcoat Metallic
X	X				Twilight Blue Clearcoat Metallic
X	X	X	X	X	White Clearcoat

Some of the paint and trim colors are shown in this catalog. On the printed page, of course, colors are at best only representative of the originals. Your Ford Dealer can show you actual samples of the paint colors and trim materials presented above. Ask about paint and trim color availability with the following vinyl roof colors: Black, Twilight Blue, Currant Red, Light Titanium, Pastel Alabaster, Midnight Currant Red, Oxford White or Medium Woodrose.

SPECIFICATIONS

Engine type	90-degree V-8, overhead valves and modified wedge combustion chambers
Compression ratio	8.9:1
Induction system	Sequential multiple-port electronic fuel injection
Fuel tank	18 gallons
Transmission	Automatic Overdrive
Shock absorbers	Direct double-acting gas-presurized
Front suspension	Independent short & long arm with ball joints and coil spring; stabilizer bar
Rear suspension	Four bar link with coil spring
Optional suspension	Automatic load-leveling
Optional suspension	Heavy-duty/handling
Steering	Constant ratio recirculating ball with power assist
Brakes	Power front disc/rear drum (heavy-duty rear in wagons)
Wheels	Stamped steel disc, 15x6.0 JJ (15x6.5 JJ with wagon)
Tires	P215/70R15 WSW all-season steel-belted radials (mini-spare tire)

DIMENSIONS

	Sedan	Wagon
Wheelbase	114.3"	114.3"
Length	211.0"	215.7"
Height	55.6"	56.5"
Width	77.5"	79.3"
Front tread	62.2"	62.2"
Rear tread	63.3"	63.3"
Trunk capacity/cargo volume index (cu. ft.)	21.0*	90.4**
Fuel capacity (gal.)	18.0	18.0
Passenger capacity	6	6†

Based on Motor Vehicle Manufacturers Association data. *With standard mini-spare tire. **Plus 9.9 cu. ft. in a lockable storage compartment beneath the load floor (5.7 cu. ft. with dual facing rear seats, 7.7 cu. ft. with cushions removed) and 2.0 cu. ft. in a lockable side storage compartment. †Eight with optional dual facing rear seats.

TRAILER TOWING


The optional heavy-duty trailer towing package equips Crown Victoria sedans and wagons to tow trailers weighing up to 5,000 pounds. The package includes:
Heavy-duty battery
Trailer towing suspension
Auxiliary transmission oil cooler
Trailer towing wiring harness
Power steering oil cooler
Heavy-duty flasher system
3.55 ratio Traction-Lok axle
Heavy-duty U-joint
Heavy-duty radiator
Dual exhaust system
Conventional spare



The optional electronic AM/FM stereo radio with cassette tape is included in Preferred Equipment Package 113B. See page 9 for availability of audio systems.

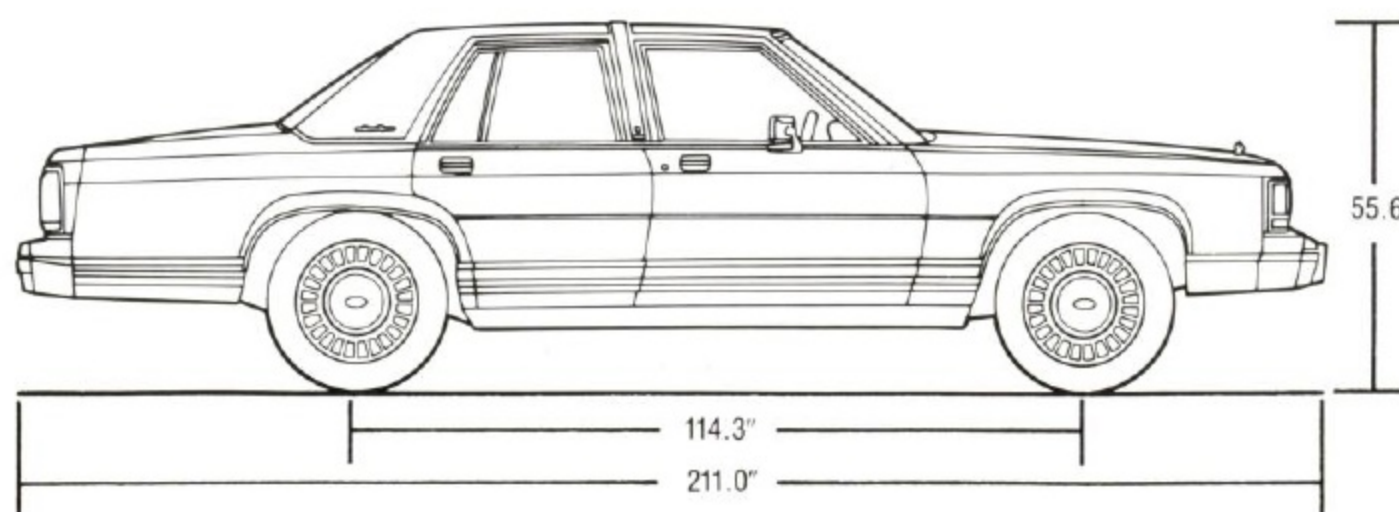


The Insta-Clear® heated windshield is an appreciated convenience in northern climates. It's capable of removing 1/10 of an inch of frost at 0 degrees Fahrenheit in just two to three minutes.



Speed control, a popular convenience option, is included in selected Preferred Equipment Packages.

Cast aluminum wheels (included in selected Preferred Equipment Packages) and optional locking wire-style wheel covers.



SAFETY AND OWNER BENEFITS

Ford Motor Company strongly encourages all passengers to use their safety belts. In LTD Crown Victoria, a driver air bag supplemental restraint system is standard in all models.



Ford also urges the use of child and infant restraints, as required in all states. Ford's easy-to-install Tot-Guard (for children 20 to 50 pounds) is available at all Ford Dealers. If a child restraint requires a top-tether, Ford cars provide for attachment of an anchor at each forward-facing rear seating position.

FORD LIFEGUARD DESIGN SAFETY FEATURES

Vehicle operation

□ Split service hydraulic brake system with warning light □ Corrosion-resistant brake lines □ Flash-to-pass headlamps □ Turn indicator with lane-changing signal feature □ Hazard warning flasher □ Backup lamps □ Side marker lamps □ Parking lamps coupled with headlamps □ High-mount brake lamp □ Interval windshield wipers □ Windshield washers □ Dual remote-control electric mirrors □ Glare-reduced instrument panel, windshield wiper arms and windshield pillars □ Uniform transmission shift quadrant with safety starting switch □ Continuously variable control illumination intensity (instrument cluster lighting) □ Safety hood latch system □ Responsive windshield defroster system □ Tamper-resistant (non-reversing) odometer □ 55-mph highlighted speedometer □ Impact-activated fuel pump shut-off switch

Occupant protection

□ Safety-designed front end structure □ Safety-designed roof structure □ Steel guard rails in side doors □ Safety-designed door hinges and double yoke safety door latches □ Driver air bag supplemental restraint system with manual front outboard lap/shoulder safety belts and emergency locking retractors □ Manual lap belts for center seating positions and manual lap/shoulder belts for forward-facing rear outboard seating positions (manual lap belts for optional dual facing rear seats) □ Visual and audible seat belt fastening reminders for the driver's seat □ Energy-absorbing steering column and steering wheel □ Energy-absorbing armrests and safety-designed door handles □ Energy-absorbing instrument panel and knee bolsters □ Energy-absorbing sun visors □ Head restraints for front outboard occupants □ Safety glove box latch □ Inside yieldaway rearview mirror □ Impact-absorbing laminated safety glass windshield □ Flame-resistant interior materials □ Safety-designed coat hooks □ Safety-designed radio control knobs and push buttons □ Provision and instructions for installation of child seat tether anchorages □ Tempered safety glass for side/rear windows

Anti-theft

□ Locking steering column with audible key reminder □ Visible Vehicle Identification Number (VIN) □ Inside hood release

6-YEAR/100,000-MILE CORROSION PROTECTION

LTD Crown Victoria's corrosion warranty coverage for outer body panel rust-through is 6 years or 100,000 miles, whichever comes first. See your Ford Dealer for a copy of this limited warranty.

SCHEDULED MAINTENANCE

Here are some examples of normal scheduled maintenance intervals for the 1991 LTD Crown Victoria. For complete maintenance recommendations, refer to the Maintenance Schedule and Record Log.

Engine oil and filter change.	each 7,500 miles or 6 months
Spark plug change.	each 30,000 miles
Air filter replacement.	each 30,000 miles
Engine coolant replacement.	each 30,000 miles or 3 years

DAMAGE RESISTANCE

Ford equips LTD Crown Victoria with 5 mph impact-resistant front and rear bumpers that exceed the Federal Bumper Standard's 2½-mph requirement.

FORD DEALER QUALITY COMMITMENT

The Ford Quality Commitment extends beyond the factory to every facility where Ford products are sold worldwide. Your dealer knows that making your satisfaction his top priority is part of the total team effort. To him, "Quality is Job 1" means putting the customer first.



Participating Ford Dealers offer the Lifetime Service Guarantee, which guarantees their customer-paid work on your Ford vehicle for as long as you own it. A covered repair is paid for once. If it ever has to be fixed again, the repairing dealer will fix it free. Ask to see the Lifetime Service Guarantee when you visit your participating Ford Dealer.



Optional Ford Extended Service Plans cover major components on new Ford cars and light trucks for longer than the vehicle's basic warranty. Your Ford Dealer has full details.



QUALITY REPLACEMENT PARTS FROM FORD

Genuine Ford and Motorcraft original equipment replacement parts meet the same high standards as those installed in production.



The leasing alternative is available to qualified lessees through your participating Ford Dealer, who can arrange a Red Carpet Lease® tailored to your circumstances through Ford Credit. A wide variety of financial plans are also available.

OPTIONS AVAILABILITY

Options shown or described in this catalog are available at extra cost and may be offered only in combination with other options or subject to additional ordering requirements or limitations.

"ASK YOUR FORD DEALER"

Following publication of this catalog, certain changes in standard equipment, options, prices and the like, or product delays, may have occurred which would not be included in these pages. Your Ford Dealer is your best source for up-to-date information.

PRODUCT CHANGES

Ford Division reserves the right to change product specifications at any time without incurring obligations.

