



When it rains, it doesn't always pour. Which is why Topaz GS has standard interval wipers which adjust to the perfect wiping speed whether you're in a drizzle or a cloudburst.




You may not expect to find dual power remote mirrors on cars in this price range. Yet they're at your convenience with Topaz GS.



Timing is everything. That's why we added sequential multi-port electronic fuel injection (SEFI) to Topaz GS. SEFI places a precise amount of fuel into each cylinder's intake port precisely when it is needed for improved efficiency and performance*.



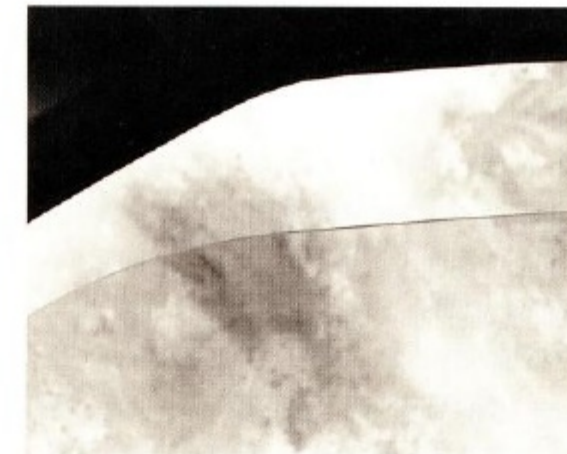
The value of Topaz GS sounds even better when you discover it offers a standard electronic AM/FM stereo with four speakers positioned to match interior acoustics.




Have you ever bought a car and found out you had to pay extra for floor mats? You won't with Topaz GS—they're standard.



Topaz GS includes standard power rack-and-pinion steering.



Here's a sight for sore eyes: tinted glass is standard on Topaz GS.



Illumination in the footwells and trunk is standard on Topaz GS.

You may not think much about a wiper control when you use it. You shouldn't have to if it's designed right. Which is precisely why this interval wiper/washer control is large, so it's easy to handle.



and simple, so you can operate it without having to glance down from the road, even if you're wearing mittens. You might say it's a user-friendly control. And Topaz is loaded with them.



A big idea is sometimes a collection of smaller ones.

Ingenious little triumphs of design. Unseen but inspired solutions to vexing problems. A sudden insight that enables things to be done differently. Better. Combined, they can become a larger idea that adds to the ease and comfort of our lives.

Mercury Topaz is like that. It's a car full of fresh, uncompromised, intelligent ideas. And that may well be what makes Topaz a rarity among today's profusion of automobiles. It's a car that simply does everything well.

It handles families with an easy assurance. And it handles a tight turn the same way. It treats budgets with care and doesn't complain about the weather.

Unlike some cars, you'll grow to like Topaz even more after the novelty wears off. And that's a big idea all by itself.

The model shown here, Topaz GS, is a perfect example. It's the most affordable choice in the Topaz lineup. And yet it's loaded with thoughtful details and standard conveniences



which demonstrate equal concern for both your comfort and your budget.

▲ Topaz GS pictured in Wild Strawberry. Some features shown may be optional.

< > The amply equipped Topaz GS interior is pictured here with Scarlet cloth upholstery. Some features shown may be optional.



GS STANDARD FEATURES
2.3-liter 4-cylinder engine
5-speed manual transaxle (3-speed automatic optional)
Power front disc/rear drum brakes
MacPherson strut front suspension


Fully independent rear suspension
Front sway bar
P185/70R14 all-season steel-belted tires
Power rack-and-pinion steering
Individual reclining front seats
Electronic AM/FM stereo with integral clock

Interval windshield wipers
Dual power remote mirrors
Tachometer
Engine coolant temperature gauge
Footwell illumination and luggage compartment light
Tinted glass
Floor mats


*See EPA statement in the back of this brochure.



If you're not completely comfortable behind the wheel, you can adjust to it with standard tilt steering on Topaz LS.**



Topaz LS comes equipped with standard power windows, so you can get a breath of fresh air at the click of a switch.



Power door locks for all four doors are standard on Topaz LS.



Fingertip speed control is standard on Topaz LS. Controls are positioned where you can use them without your hands straying from the wheel.**



Topaz LS includes a remote fuel-filler door release that makes getting gas a little more convenient.



This standard remote trunk release lets you open the trunk automatically from the driver's seat.



Map lights provide a direct source of illumination to either the driver or front passenger. They're standard on Topaz LS.



A frosty rear window is quickly changed into a clear view of what's behind you with this rear window defogger, standard on LS.



Topaz LS includes a cloth front seat armrest that folds down when you want it, up when you don't.



An illuminated entry system automatically activates interior lights when the outside door handle is pulled. It's standard with LS.



Topaz bologen beadlamps offer a whiter light than conventional beadlamps, have a replaceable bulb that's less expensive to replace, are flush mounted for less wind resistance and include a lens that's up to ten times more impact-resistant than conventional glass.



The intelligent car buyer does not measure a car's worth solely by what it offers, without also asking how much they'll pay in return.

And it is here that

Topaz LS measures up exceedingly well. It's loaded with considerate touches and impressive amenities typically found in automobiles with luxury nameplates.



Although federal law requires that all bumpers must withstand an impact of 2.5 mph, Topaz front and rear bumpers will withstand impacts of up to 5 mph—twice what the law mandates.

Topaz LS pictured in Deep Bay Blue Metallic. Some features shown may be optional.

Topaz LS surrounds you in plush cloth upholstery and tasteful trim unique to this model, pictured here in Crystal Blue. Some features shown may be optional.

Topaz also offers some benefits that have nothing to do with the law; they're just good common sense. For instance, a special chip-resistant urethane primer coating is

applied to the front fenders, nose and other areas where pebbles and road debris typically chip away at your car's pristine paint job.



LS STANDARD FEATURES
2.3-liter 4-cylinder engine
5-speed manual transaxle (3-speed automatic optional)
Power front disc/rear drum brakes
MacPherson strut front suspension
Fully independent rear suspension
Front sway bar
P185/70R14 performance steel-belted tires

Power rack-and-pinion steering
Tilt steering wheel**
Fingertip speed control**
Power windows
Power door locks
Individual reclining front seats
Electronic AM/FM stereo cassette
Tachometer
Engine coolant temperature gauge
Interval windshield wipers
Dual power remote mirrors

Dual overhead map lights
Dual illuminated visor mirrors
Illuminated entry system
Remote fuel-filler door release
Remote trunk release
Rear window defroster
Tinted glass
Decklid luggage rack
Cargo tie-down net
Floor mats

**Not available with optional air bag Supplemental Restraint System (SRS).

Everything you see pictured above is standard equipment on Topaz LS. Everything you see listed below is standard as well.

And while these are

all excellent reasons to own a Topaz, you'll be happy to know they aren't the only ones.

You'll also appreciate its sophisticated styling. Its reassuring sturdiness.

And then there are those ingenious little attributes that keep popping up. Attributes that help keep your new Topaz looking new. Or simply make your daily commute a little

more relaxing. Add it all together and Topaz LS unquestionably offers a great deal. And when you consider that it gives you all this without asking you

to pay much in return, Topaz LS becomes a great deal more. It's a measure of worth that any intelligent car buyer will surely appreciate.

You can find any number of good, solid reasons to own a Topaz. And now there's one more you can add to the list: Topaz is available with the added punch of a 3.0-liter V-6 engine.

This is the kind of power that you'll quickly appreciate while accelerating to pass on a busy interstate. And it's just part of the standard equipment you'll find on Topaz LTS.

LTS designates "Luxury Touring Sedan." As the name implies,

Topaz LTS includes features that delight as well as excite. Like a taut performance suspension that provides you with a firm grip of the road. A black leather-wrapped steering wheel that gives you an equally firm grip of its precise power rack-and-pinion steering. Contoured sport bucket seats that envelope you in supportive comfort. And a generous array of standard amenities that indulge your desire for luxury.

If it's power you seek, you can get it in abundance in Topaz' newly available 3.0-liter V-6 engine. It's standard on LTS and XR5, optional on GS and LS models.

And this power won't cost you much in return thanks

to sophisticated features like Sequential Electronic Fuel Injection (SEFI) which delivers the precise amount of fuel at exactly the right moment to squeeze the most out of every drop.* And EEC-IV,


an on-board engine computer with the capacity to continuously monitor specific engine functions at a rate of more than 312,000 operations per second to maintain optimal performance.

Perhaps you'd like to make more of an individual statement with the car you drive. In which case, Topaz XR5 speaks personal performance loud and clear.

Its V-6 engine is matched to a 5-speed manual transaxle with gear and final-drive ratios linked for responsive acceleration. And Topaz XR5 is equally up to the task around a winding S-curve with its specially tuned performance suspension

and 15-inch steel-belted sport radial tires. XR5's appearance suggests the power found under its hood with its rear spoiler, front fog lamps and cast aluminum wheels. And it's performance-minded inside as well with individually reclining sport bucket seats, a black leather-wrapped steering wheel and cloth seat trim unique to the XR5.

Topaz XR5 pictured in Black. Some features shown may be optional.



LTS STANDARD FEATURES

3.0-liter V-6 engine
5-speed manual transaxle (3-speed automatic optional)
Power front disc/rear drum brakes
MacPherson strut front suspension
Fully independent rear suspension
Performance suspension package
Front and rear sway bars
P185/60R15 84H performance steel-belted tires
Premium Sound system
Tachometer
Engine coolant temperature gauge
Interval windshield wipers
Dual power remote mirrors
Illuminated entry system
Dual illuminated visor mirrors
Tinted glass
Fog lamps
Decklid luggage rack
Cargo tie-down net
Floor mats
Cast aluminum wheels with locking lug nuts

Power rack-and-pinion steering
Black leather-wrapped steering wheel
Tilt steering wheel
Sport bucket seats
Drivers-side power lumbar support
Six-way power driver's seat
Fingertip speed control
Power windows
Power door locks



Topaz LTS pictured in Titanium Frost Clearcoat. Some features shown may be optional.

The LTS interior is pictured here with Titanium cloth upholstery. Some features shown may be optional.


Power windows are standard on Topaz LTS.

Give your right foot a rest with fingertip speed control, standard on LTS.

Topaz LTS includes the security of an interior remote fuel-filler door release...

...as well as the convenience of an interior remote trunk door release.

Topaz LTS includes standard power door locks that lock or unlock doors at the touch of a switch.



LTS offers a standard illuminated entry system. Pull the outside door handle and interior lights automatically activate.



LTS features a standard light group, including these individually operated overhead map lights for the driver and front passenger.



Want to be cool? Air conditioning is standard on LTS and XR5.



XR5 includes a standard AM/FM stereo cassette, while an upgraded Premium Sound system is standard on LTS.





Driver-side power lumbar support is standard on both LTS and XR5.




Even though Topaz' unitized body is uncompromisingly sturdy where it needs to be, it is also very giving in certain key areas.

This steel rail, located in the front of every Topaz, is designed to collapse in an orderly manner, absorbing the brunt of an impact before it reaches the passenger compartment. Which means that, in effect, Topaz is designed to sacrifice itself to help protect passengers in the event of a frontal collision.



A driver-side air bag Supplemental Restraint System is available on Topaz sedans equipped with the 2.3L engine and automatic transaxle. It activates in milliseconds in the event of a moderate to severe frontal collision to help protect the driver's head and chest.



But remember—it's designed to work in conjunction with a properly worn safety belt, which means it can't do its job if you don't do yours first. Buckle up.

In a Topaz, security is many things. Safety is certainly one way in which security is expressed. And Topaz is endowed with an abundance of safety features designed to help protect you and your passengers.

Yet security may also take other forms. It could be the road-gripping assurance you feel while rounding a turn. Or the confidence of controls that you can find and

operate easily, without taking your eyes off the road.

Security can even be found in knowing that your car is built with an attention to intelligent detail which allows you to enjoy driving it now, and enjoy the wisdom of owning it for years down the road.

To put it all in simpler terms, security is owning a Topaz.

And that's just the way we planned it.

A dedication to extending your Topaz' life and good looks extends far beneath its handsome surface.



To protect against the ravages of rust and corrosion, two-sided galvanized steel is used on all major exterior body panels except the roof. The steel roof is galvanized on its internal surface to guard against corrosion caused by high humidity.

During Topaz' sophisticated multi-step paint process, the entire

unibody "shell" is dipped in a huge tank where a corrosion-protective primer coat is electrodeposition applied. Then the nose, front fenders and other areas where paint could be chipped from pebbles flying up from passing car tires are treated with a second primer coating containing resilient urethane, which helps absorb a pebble's impact and acts as a deflective shield against paint chipping.

And the finish over all this protection is well worth

guarding. Rich basecoats and, in many cases, clearcoats are applied with state-of-the-art equipment in a meticulously clean work environment. Thorough inspections are conducted at each phase of the painting process to produce a finish that is consistently smooth and beautiful.



Here's a perfect example of the amount of thought that went into making Topaz simple to operate: tactile switches for power windows and door locks are concave on one side,

convex on the other so that you'll be able to identify the control that opens or closes windows or locks and unlocks doors solely by feel. Your eyes can stay on the road, where they should be.




Child-proof door locks prevent curious little hands from unintentionally opening rear doors.



All Topaz front and rear bumpers are twice as resistant to impacts as the law requires.



The front pillars and the roof are reinforced to withstand a static force roof crush test equal to 1½ times the car's weight.




Inside each Topaz door is a heavy-gauge steel beam for protection in a side impact.



The steering column is designed to collapse to protect the driver in a frontal impact.




Every Topaz includes three-point lap and shoulder safety belts for rear outboard passengers.



Topaz' MacPherson strut front suspension has ball bearings encased in the top of each coil spring.

These ball bearings allow the strut/spring assembly to turn freely, counteracting the bouncing and twisting that a suspension endures.

It's a piece of engineering insight you'll appreciate every time you feel how easily Topaz turns a corner, and reassuringly returns itself to a straight-ahead position once you've completed the turn.



DIMENSIONS (in inches)	Wheelbase	Overall length	Overall height	Overall width	Track, front/rear	Headroom, front/rear	Legroom, front/rear	Shoulder room, front/rear	Hiproom, front/rear
Two-door	99.9	176.7	52.8	68.3	54.9/57.6	37.5/36.8	41.5/36.0	53.9/54.0	48.8/51.8
Four-door	99.9	177.0	52.9	68.3	54.9/57.6	37.5/37.0	41.5/36.0	53.9/53.3	48.8/51.0

ENGINES	Type	Displacement	Horsepower (SAE net)	Torque (SAE net)	Fuel delivery	Compression ratio	Engine control
GS/LS	2.3L HSC inline 4-cylinder	2.3 liters	98 @ 4400 rpm	124 lb-ft @ 2200 rpm	Sequential multi-port electronic fuel injection	9.0:1	EEC-IV, electronic engine control
LTS/XR5	3.0L V-6	3.0 liters	140 @ 5500 rpm	151 lb-ft @ 4250 rpm (M)*	Sequential multi-port electronic fuel injection	9.0:1	EEC-IV, electronic engine control



Turbine-style wheel cover



Polycast wheel



14" cast-aluminum wheel



15" cast-aluminum wheel

FUNCTIONAL FEATURES	GS	LS	XR5	LTS
3.0-liter V-6 engine	0	0	S	S
2.3-liter HSC engine	S	S		
Five-speed manual transaxle	S	S	S	S
Three-speed automatic transaxle	0	0	0	0
Maintenance-free battery	S	S	S	S
Electronic voltage regulator	S	S	S	S
Stainless steel exhaust system			S	S
Self-adjusting clutch linkage	S	S	S	S
Power-assist rack-and-pinion steering	S	S	S	S
Tinted glass	S	S	S	S
Side window demisters	S	S	S	S
Rear child-proof locks	S	S		S
Sport/touring suspension		S	S	S
Electric rear window defroster	0	S	S	S
Driver air bag Supplemental Restraint System**	0	0		
Engine block heater	0	0	0	0

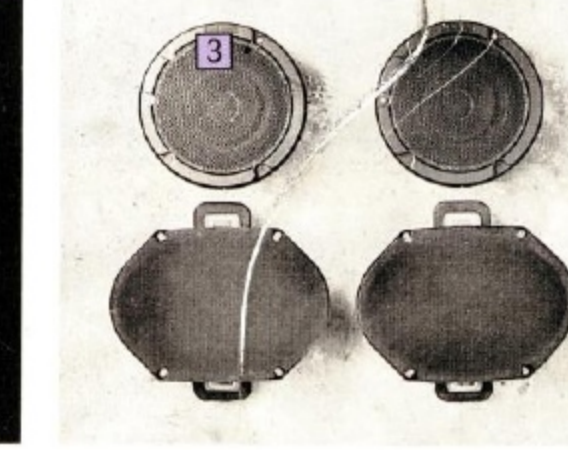




EXTERIOR FEATURES	GS	LS	XR5	LTS
Aero halogen headlamps	S	S	S	S
Five-mpg impact bumpers	S	S	S	S
Corrosion protection including precoated 2-sided galvanized steel, Electrodeposition applied primer and electrostatically applied paint	S	S	S	S
Lower bodyside protective urethane coating	S	S	S	S
Dual power remote mirrors	S	S	S	S
Rear decklid luggage rack	0	S		S
Front end cover	A	A	A	A
Car cover	A	A	A	A
Ski carrier	A	A	A	A
Remote keyless entry (requires power lock group)	A	A	A	A

INTERIOR COMFORT AND CONVENIENCE FEATURES	GS	LS	XR5	LTS
Power flow-through ventilation	S	S	S	S
Four-speed heater/defroster	S	S	S	S
Front and rear floor mats	S	S	S	S
Trunk and footwell illumination	S	S	S	S
Interval windshield wipers	S	S	S	S
Digital clock	S	S	S	S
Remote decklid release	0	S	S	S
Remote fuel-filler door release	0	S	S	S
Light group: Includes engine compartment light, overhead map light and headlamps-on chime	0	S	S	S

S Standard feature

0 Optional feature

A Dealer-installed accessory



CAPACITIES	Cargo volume	Fuel	Oil (includes filter)	Engine coolant	Base curb weight	BRAKES	Brake swept area	STEERING
	13.2 cu. ft.	15.9 gal.	5 qt.	8.4 qt.	2,544 lb.	Front: 9.2-inch disc	150 sq. in.	Power-assist rack-and-pinion with 18.3:1 overall ratio on center
	12.9 cu. ft.	15.9 gal.	4.5 qt.	10.4 qt.	2,600 lb.	Rear: 8.0-inch drum	67.2 sq. in.	

TRANSAXLES	SUSPENSION	Front	Rear
Manual	Five-speed with self-adjusting clutch linkage		
Automatic	Three-speed, wide ratio	Independent MacPherson nitrogen gas-pressurized struts with strut-mounted coil springs, stabilizer bar, forged lower control arms and cast steering knuckles	Independent parallel four-bar with MacPherson nitrogen gas-pressurized struts, coil springs, parallel suspension arms and double tension struts

INTERIOR COMFORT AND CONVENIENCE FEATURES (continued)	GS	LS	XR5	LTS
Cargo tiedown net	A	S	S	S
Tilt steering wheel	0	S	S	S
Speed control	0	S	0	S
Power lock group: Includes door locks, fuel-filler door and decklid releases	0	S	0	S
Power windows	0	S		S
Illuminated entry system: Activates interior lights when outside door handle is pulled		S		S
Air conditioner	0	0	S	S
Sport bucket seats			S	S
Low-back individual reclining cloth front seats	S	S		
Six-way power driver's seat	0	0	0	S
Black leather-wrapped steering wheel			S	S
Remote anti-theft system	A	A	A	A

SOUND SYSTEMS	GS	LS	XR5	LTS
Electronic AM/FM stereo with four speakers (may delete for credit)	S			
Electronic AM/FM stereo with cassette and four speakers	0	S	S	S
Premium Sound—amplifier and premium speakers	0	0	0	S

INSTRUMENTATION	GS	LS	XR5	LTS
Analog instrumentation with speedometer, tachometer, engine coolant temperature gauge, fuel gauge and trip odometer	S	S	S	S

WHEELS AND TIRES	GS	LS	XR5	LTS
P185/70R14 black sidewall, all-season, steel-belted radial tires	S			
P185/70R14 white sidewall, all-season, steel-belted radial tires	0***			
P185/70R14 black sidewall, performance steel-belted radial tires	S†	S		
P185/70R14 white sidewall, performance steel-belted radial tires	0†	0		
P185/60R15 84H black sidewall, performance steel-belted tires			S	S
Turbine-style wheel covers	S	S		
Polycast wheels	0	0		
14" cast-aluminum wheels	0	0		
15" cast-aluminum wheels			S	S

COMFORT/CONVENIENCE GROUP	GS	LS	XR5	LTS
Includes front center armrest, light group, locking fuel-filler door with remote release and remote decklid release	0	S	S	S

Based on official 1992 MMVA specifications. For more information on available accessories please call 1-800-346-0000.

* Manual transaxle (auto @ 4500 rpm).

** Available only on Topaz LS and 4-door GS with PEP 362A. Requires automatic transaxle. N/A with 3.0-liter engine, tilt steering wheel and fingertip speed control, (standard tilt steering wheel and fingertip speed control deleted from LS without credit).

*** Not available with optional 3.0L V-6 engine.

† Included and only available with optional 3.0L V-6 engine.

PRODUCT CHANGES

Following publication of this catalog, certain changes in standard equipment, options, prices and the like, or product delays, may have occurred which would not be included in these pages. Your Lincoln-Mercury dealer is your best source for up-to-date information. Lincoln-Mercury Division reserves the right to change product specifications at any time without incurring obligations.

PREFERRED EQUIPMENT PACKAGES

To make ordering easy we've grouped certain options together into the Preferred Equipment Packages listed below. And priced them to offer sticker price savings over ordering these items individually.

	GS	XR5
	352A	353A
Electric decklid and fuel-filler door releases	1	2
Light group	1	2
Automatic transaxle	1	2
Manual air conditioner	1	2
Front center armrest	1	2
Electric rear window defroster	1	2
Power lock group	1	2
Power windows	2	3
Tilt steering wheel	2	3
AM/FM cassette stereo	2	3
Fingertip speed control	2	3
Premium Sound system		3

MODEL/BODY STYLE AVAILABILITY	GS	LS	XR5	LTS
Two-door				
Four-door				

COLOR AVAILABILITY*	GS	LS	XR5	LTS
Black	S	S	S†	S†
Light Titanium	S	S		
Light Blue	S	S		
Oxford White	S	S	S†	S†
Bright Red	S	S		
Reef Blue Metallic	S	S		
Medium Red	S	S		
Light Mocha	S	S		
Deep Bay Blue Metallic	S	S		
Medium Titanium Clearcoat Metallic	0	0		
Titanium Frost Clearcoat	0	0	0†	0†
Wild Strawberry Clearcoat Metallic	0	0	0†	0†
Twilight Blue Clearcoat Metallic	0	0	0†	0†
Mocha Frost Clearcoat	0	0		
Bimini Blue Clearcoat Metallic	0	0		

INTERIOR COLORS

Crystal Blue Mocha Titanium Scarlet

† Color availability may be limited by body style and/or installation of optional air bag SRS.

‡ All feature complementing lower Tu-tone.



Chances are, you started your day by starting your car.

Tens of millions of us do. Every day. All over the country. Surely, nothing we own is more closely and constantly intertwined with our lives than the automobile.

At Lincoln-Mercury, we never lose sight of the fact that our products go on to play a major part in the lives of people. That's why we're dedicated to bringing you cars that will not only serve you faithfully, but will also help make your life more enjoyable.

Stop by a Lincoln-Mercury dealer and see what we're doing.

Motorcraft QUALITY PARTS

Genuine Ford and Motorcraft original equipment replacement parts are engineered and manufactured to Ford's highest specifications. They're your best assurance of quality and long-term satisfaction because these replacement parts meet the same high standards as those installed in production.



The optional Ford Extended Service Plan covers selected components on new Mercury cars for longer than the vehicle's basic warranty. The cost is so moderate for the protection offered that it could pay for itself the first time it is needed. Ask your participating Lincoln-Mercury dealer for complete details of the plan, which is available on cars sold and normally operated in the 50 United States and Canada.



Ford Credit offers advantageous financing arrangements for qualified buyers, plus the convenience of making them right where you buy your car—at your Lincoln-Mercury dealer.

As an alternative to car ownership that may well suit your needs, there's Ford Credit's Red Carpet lease. Ask for the facts on leasing at your Lincoln-Mercury dealer.



EPA statement: 1992 EPA mileage estimates were unavailable when this publication was printed. The 1992 Mercury Topaz, however, should post good mileage figures. Ask your Lincoln-Mercury dealer for the latest information.

Option availability: Options shown or described in this catalog are available at extra cost and may be offered only in combination with other options or subject to additional ordering requirements or limitations.

LINCOLN-MERCURY DIVISION

Buckle up—together we can save lives.

LITHO IN USA (508,100) 7-91 P-1101



Printed On Recycled Paper.