

A close-up photograph of a hand holding a pen nib over a spiral notebook. The pen nib is positioned over the spiral binding, and the hand is visible in the upper right corner. The lighting is warm and focused on the pen and the notebook's cover.

LINCOLN

2000 CONTINENTAL



2000 Lincoln Continental

2. The core values

The high drama 4.

8. The escape

16. *The inner beauty*

18. The inner quality

The inner sanctum 20.


22. *The features in full*

The finale 30.





A different side reveals itself at every turn. The luxury car. So many stylish details; so seductively appealing, such refined comfort. The road car. A technological masterpiece, ready for your special road. Gripping, either way.



The curves grab attention. The front-wheel drive holds the road. The car is part moving sculpture, part cozy club room. It is passion for the soul and euphoria for the mind. And all the design, comfort and satisfaction one needs.



A day at the beach.

A week at the

cabin by the lake.

Pleasures eagerly

anticipated.

And just as


easily realized.

Via first class,

round-trip

transportation.





STOP
STAY
BEHIND
YELLOW
LINE

FERRY SCHEDULES

WINTER
OCT. 15 TO MAY 30
DAY - 7:00 AM to 7:30 PM
EVEN - 9:00 PM to 10:00 PM
11:00 PM to 11:15 PM

SUMMER
MAY 30 TO OCT. 15
7:00 AM to MIDNIGHT

CHECK SCHEDULES WITH CAPT.



Lincoln Continental in Deep Wedgewood Blue Clearcoat Metallic. Shown with available equipment.





The information
arrays itself logically.

Intuitively. So the
reaction to it is more
direct. More confident.

Second nature. The
seamless integration of
art and science called
Lincoln Continental.


It's the stitchwork
of the leather. It's the
smoothness of the
bird's-eye maple.
And at the juncture
where a door
triple-seals itself,
there's harmony,
balance and quality.



Lincoln Continental with Light Parchment interior. Shown with available equipment.



Lincoln Continental with Light Parchment interior. Shown with available equipment.



21.

There is a generosity
about it. Plenty of
room to feel at home.
To get comfortable.
Even stretch a bit.
To be at ease, yet in
complete control.

Entering your Continental involves higher security, thanks to the programmable keypad located on the driver's side door. Keyless entry is possible only with your personalized identification number.

The overhead console goes beyond mere maplights to offer storage for sunglasses and a tissue holder.




An available power moonroof welcomes in the sun, moon and the stars, or just a touch of breeze.

Opt for the Memory Profile System and gain access to a whole host of rather special Continental luxury features. Two drivers can personalize up to eleven preferred settings, from steering effort to suspension characteristics, all of which are instantly recalled by activating the keyless entry system.

Conveniently located in the passenger compartment, and readily accessible to both driver and front passenger, the available CD changer is controlled by the Alpine® Audio System. It provides full concert-hall sound of your favorite music programming for up to six uninterrupted performances.

Rich bird's-eye maple wood trim accents the dash and then wraps around to grace the front doors.



Elegant wheels set off Continental's good looks. Choices start with the standard ten-spoke brushed aluminum wheel. Options include an eight-window highly polished aluminum wheel and the elegant six-spoke chrome wheel design. All versions are sixteen-inch diameter for style and perfect proportions.

Each rear seat passenger gets a convenient cup holder located in the center armrest for easier access.

The Driver Select System refers to a set of available driving conveniences that afford the driver an unprecedented level of control. Among them is selectable ride control, which allows a choice of firm, normal or plush settings depending on the road surface and the ride desired. Other Driver Select System amenities include a semi-active suspension, duplicate steering wheel audio and climate controls, driver's-side exterior auto-dimming electrochromic mirror and the Memory Profile System.

As a thoughtful plus on bad weather days, exterior mirrors can be heated to quickly melt away ice and snow for better clarity and safety. These specially designed mirrors will also tilt down automatically when the driver shifts into reverse, aiding curb visibility for better parking maneuverability.

A sophisticated 4.6L 32-valve DOHC InTech™ V8 engine delivers an impressively responsive, yet incredibly smooth 275 horsepower. This engine goes 100,000 miles before a single scheduled tune-up under normal driving conditions and with the recommended fluid and filter changes.

The Virtual Image Instrument Cluster uses highly visible graphics projected onto a black surface, giving the images and data a unique, three-dimensional appearance. The end result is information that's easy to read under lighting conditions as diverse as bright sunlight or complete darkness.

All-Speed Traction Control helps to maintain handling and steering on a variety of slippery surfaces by electronically and automatically modulating engine torque output and brake behavior.

The coil-on-plug electronic ignition provides more dependable spark sequences as well as more effective combustion chamber detonation. It also totally eliminates the need for spark plug wires.

A remote Keyless Entry system comes standard, providing automatic lock activation and a "panic" button to set off the horn and marker lights in an emergency. Added security is further enhanced by the autolamp feature. This device keeps your headlamps lit for a preset period after you've switched the ignition off and left the car. As for getting into your Continental, the programmable keypad on the driver's side door will only unlock the car after your personalized identification number has been entered.

In a luxury car already well-equipped with safety features, driver and front passenger side-impact head/cheat airbags supplement Continental's existing airbag system, adding a whole extra level of safety!

Always wear your safety belt and secure children in the rear seat.

Lincoln's available RESCU,[™] or Remote Emergency Satellite Cellular Unit, is designed to expedite roadside, emergency or other vital information to distressed motorists uncertain of their location or wondering whom to contact for assistance. Using Global Positioning System (GPS) technology and the nation's cellular phone network, a driver's exact vehicle location can be tracked and noted. Then, at the touch of a button, RESCU puts the driver in contact with the Lincoln Security Response Center.

*Cellular service required, may not be available in all areas.

Special tires on the Continental are the core of the available SecuriTire[®] System. The reinforced sidewalls supporting these tires enable the driver to maintain control after total tire air pressure loss that typically occurs from a flat or blowout. More importantly, the system allows the driver to operate the Continental for up to fifty miles depending on load, speed and driving conditions.

Even under adverse conditions, the Continental's four-wheel disc Anti-lock Brake System contributes greatly to improved control during hard braking on a surprisingly wide variety of road surfaces.

Up front, Continental features an independent MacPherson strut suspension. This design is well-known for its superior cornering and excellent handling characteristics overall. Yet the ride inside is still smooth and luxurious enough to satisfy the high standards Lincoln Continental has set for itself.

Contributing to a more comfortable and sophisticated ride, there's the Continental's Short- and Long-Arm independent rear suspension system with stabilizer bar and air springs. Automatic front-to-rear and side-to-side load leveling is another remarkable feature of this technologically adept suspension.

The available Memory Profile System goes beyond the comfort and convenience of programmable seats and mirrors. For example, via your remote keyless entry keyfob, keyless entry keypad, or menu button on your message center, you'll select everything from steering effort to adjustable ride control. Everything from instrument panel lighting levels and express-down driver's window to easy entry/exit driver's seat and automatic door locks. The Memory Profile System even provides Continental owners with a door lock horn chirp and reverse tilt-down exterior mirrors.

Interior Amenities

■ Memory driver's seat and mirrors	■ Virtual Image Instrument Cluster with multi-function message center
■ Leather seating surfaces/leather-wrapped steering wheel	■ Autolamp on/off delay lighting system
■ 8-way power driver and front passenger recliners with memory driver seat and 2-way power lumbar adjustment	■ Interior theater dimming lighting
■ CFC-free electronic automatic temperature control with sunload sensor	■ Particulate Air Filtration System
■ Rear seat air-conditioning ducts (5-passenger seating only)	■ Solar-tinted glass
■ Rear seat heat ducts	■ High-level audio system with Premium AM/FM stereo/cassette with speed-sensitive volume and RDS capability
■ 5-passenger seating with center console	■ Front and rear carpeted floor mats
■ Rear seat center folding armrest with cup holders	■ Rear window defroster
■ Power windows with driver-side express-down feature	■ Bird's-eye maple wood trim
■ Power door locks with "SmartLock" feature	■ Concealed radio antenna
■ Fingertip speed control (tap-up/tap-down feature)	■ Delayed accessory power
■ Tilt steering wheel	■ Overhead console with maplights, storage for sunglasses and tissue holder
■ Analog clock	■ Battery saver
■ Easy entry/exit driver's seat	■ Center console power point

Exterior Features

■ Quasi-dual exhaust with exposed bright tips	■ Extensive corrosion protection
■ 16-inch ten-spoke brushed aluminum wheels	■ Single key entry/ignition
■ Flexible chrome grille/5-mph bumpers	■ Cornering lamps
■ Bodyside protection molding	■ Keyless entry via owner coded keypad

Options

■ Luxury Appearance Package: chrome aluminum 6-spoke wheel, wood trim steering wheel, two-tone leather seating surfaces, unique front floor mats, chrome and Argent grille	■ Driver Select System: semi-active suspension, steering wheel audio/climate control, driver's side exterior auto-dimming mirror, Memory Profile System
■ Personal Security Package: SecuriTire™ System (zero-pressure tires, Pressure Alert tire sensing system), HomeLink® programmable garage door opener	■ HomeLink® programmable garage door opener
■ RESCU™ Package: Lincoln RESCU (Remote Emergency Satellite Cellular Unit), trip-routing assistance, integrated voice-activated cellular phone, Alpine® Audio System, HomeLink® programmable garage door opener	■ Heated front seats with five temperature settings
■ Memory Profile System: steering effort, selectable ride control, driver's seat position, mirror position, autolamp delay setting, panel lighting setting, easy entry/exit driver's seat, express-down driver's window, auto door lock, door lock horn chirp, tilt-down exterior mirrors	■ Power moonroof
	■ Integrated voice-activated portable/convertible cellular phone
	■ 6-passenger seating with mini console
	■ Alpine® Audio System with Digital Signal Processing and 8 speakers
	■ 6-disc CD changer
	■ 16-inch polished aluminum wheels
	■ 16-inch chrome six-spoke aluminum wheels



Ford Credit provides the convenience of one-stop shopping with a variety of simple-to-understand purchase or Red Carpet Lease programs available right at the dealership. For more information, ask your dealer for details, or visit us on the web at www.fordcredit.com



For additional information please visit our website: www.lincolnvehicles.com

Following publication of this brochure, certain changes in standard equipment, options, prices and the like, or product delays may have occurred which would not be included in these pages. Your Lincoln dealer is your best source for up-to-date information. Lincoln reserves the right to change product specifications at any time without incurring obligations. 2000 EPA mileage estimates were unavailable when this brochure was printed. Options shown or described in this brochure are available at extra cost and may be offered only in combination with other options or subject to additional ordering requirements or limitations. Information based on AAMA specifications.

Drivetrain

ENGINE	
LAYOUT	Transverse mounted front engine, front-wheel drive
TYPE	DOHC 32-valve InTech™ V8 with aluminum block and cylinder heads
DISPLACEMENT	4.6 liter/281 cu in
BORE & STROKE	90.2 mm x 90.0 mm/3.55 in. x 3.54 in.
COMPRESSION RATIO	9.85:1
HORSEPOWER	275 @ 5750 rpm (SAE net)
TORQUE	275 lb-ft @ 4750 rpm (SAE net)
FUEL DELIVERY	Sequential multi-port electronic fuel injection
FUEL REQUIREMENT	91 octane premium (recommended)
IGNITION	Coil-on-plug integrated electronic fuel injection
EXHAUST SYSTEM	Dual, stainless steel, with chromed pipe ends
TRANSMISSION	
TYPE	4-speed electronic automatic overdrive transaxle with overdrive lockout (modulated lock-up converter in 3rd and 4th gears)
AXLE RATIO	3.56:1

Chassis

BODY		Unitized construction with rubber isolated front subframe
SUSPENSION	Front	Independent MacPherson struts with road-calibrated steel coil springs, 19.0 mm stabilizer bar, tension struts and lower control arms
	Rear	Short- and Long-Arm independent with air springs, 19.5 mm stabilizer bar, tension struts, upper control arms, lower control arms, cast spindle with forged stem and integrated ball joints
SHOCK ABSORBERS		Twin tube, gas-pressurized, hydraulic passive (internal rebound springs front only)
STEERING	Type	Speed-sensitive, variable-assist power rack-and-pinion with three driver selections for steering effort: high, normal, low
	Overall ratio	16.95:1 (on center)
	Turns, lock-to-lock	2.86
	Turning circle	41.1 ft diameter
WHEELBASE		117.7 in.
TRACK	Front/Rear	63.0 in./61.5 in.
BRAKES	Front	Power-assisted disc, 11.57-inch diameter rotors, anti-lock
	Rear	Power-assisted disc, 10.1-inch diameter rotors, anti-lock
WHEELS		16-inch aluminum
TIRES		P225/60R16 97H black sidewall

Accommodations and Dimensions

HEADROOM (in.)	38.9 front; 38.0 rear	OUTSIDE DIMENSIONS (in.)	56.0 height; 73.6 width; 208.5 length
LEGGROOM (in.)	41.9 front (max.); 38.0 rear (min.)	FUEL CAPACITY (gal)	20.0
HIPROOM (in.)	55.7 front; 56.5 rear	LUGGAGE SPACE (cu ft)	18.4
SHOULDER ROOM (in.)	57.1 front; 56.6 rear	CURB WEIGHT (lb)	3848

Safety and Security

■ Driver and front passenger airbag Supplemental Restraint System ¹	■ Rear seat child-safety door locks
■ Driver and front passenger side-impact head/chest airbags ¹	■ Front center lap belt (6-passenger seating only) ¹
■ 4-wheel disc Anti-lock Brake System (ABS)	■ Front and rear crumple zones
■ All-Speed Traction Control	■ Heavy-gauge steel side door intrusion beams
■ 3-point safety belts for front outboard and rear passengers including rear center seat occupant ¹	■ Home Safe transaxle
■ Dual power heated exterior mirrors with reverse tilt-down feature	■ Brake/shift interlock
■ Remote Illuminated Keyless Entry system with panic button	■ 2-way adjustable front seat head restraints
■ Electrochromic (auto-dimming) inside rearview mirror with compass	■ Perimeter anti-theft alarm system
	■ Child-safety seat tether anchor
	■ SecuriLock™ passive anti-theft system

¹Always wear your safety belt and secure children in the rear seat.





Paint



Autumn Red Clearcoat Metallic



Spruce Green Clearcoat Metallic



Light Parchment Gold Clearcoat Metallic



Toreador Red Clearcoat Metallic



Medium Charcoal Green Clearcoat Metallic



Ivory Parchment Clearcoat*



Graphite Blue Clearcoat Metallic



Deep Wedgewood Blue Clearcoat Metallic



Silver Frost Clearcoat Metallic



Black Clearcoat



White Pearlescent Clearcoat Metallic*



Vibrant White Clearcoat

Upholstery



Light Parchment



Medium Parchment



Light Graphite



Deep Charcoal

* Extra cost tri-coat paint.



LINCOLN
AMERICAN LUXURY