



IMPREZA | 2009



Innovation you can feel. Engineering you can trust.

With each passing year, the legend grows. More people join the Subaru faithful. And more drivers discover that the name Subaru is synonymous with the spirit of innovation and an unwavering commitment to excellence. This approach has led to the creation of a line of vehicles that delivers an absolutely uncompromising driving experience – one that blends together high levels of performance, safety, versatility, environmental friendliness and sheer fun. All in perfect balance.



Impreza 2.5i Sport Package (4-door) and 2.5i (5-door)





Impreza WRX (4-door)

WHY IMPREZA?

The name of the game is fun.

Introducing the 2009 Subaru Impreza, the sporty car that offers huge value, surprising fuel efficiency and massive reserves of sheer fun behind the wheel. Available as a seriously stylish 4-door or an equally slick 5-door, the Impreza boasts superb driving dynamics, spirited acceleration and the unquestionable advantages of Subaru symmetrical full-time All-Wheel Drive (AWD). For those who appreciate performance blended with head-turning good looks, the 4-door is the answer – but don't be fooled by the sleek lines. Powered by engines ranging from the impressively-efficient to the hyper-potent, the Subaru Impreza 4-door is an inspired choice for a wealth of reasons, all excellent.

Impreza 2.5i Sport Package (4-door)





WHY SETTLE?

More options to suit your life.

On the other hand, we have the 2009 Subaru Impreza 5-door. Still inspired, still efficient and still potent, this fun and sporty version offers plenty of versatility and asks for no compromise in return. The 5-door design, flat-folding rear seats and accessory crossbar system combine to create a surprising amount of cargo-carrying capacity for bikes, snowboards, kayaks and the like. Of course, serious performance is also on tap with the Impreza 5-door – as is the intuitive handling and astounding levels of grip, courtesy of Subaru symmetrical full-time AWD. A dead ringer for the Subaru FIA World Rally Championship contender, the Impreza 5-door is strictly reserved for those who love driving just for the sake of it.

Impreza 2.5i Sport Package (5-door)



MODEL RANGE

The multi-tasker.

As in everything in life, it all comes down to balance: The balance between fun and efficiency, practicality and passion, style and substance. Case in point: the Subaru Impreza 2.5i and 2.5i Sport Package (4-door and 5-door). Both are powered by a fuel-efficient, 170-hp SUBARU BOXER engine that delivers smooth, effortless performance. The 2.5i comes extremely well-equipped right out of the gate with standard Subaru symmetrical full-time AWD and Vehicle Dynamics Control for supreme levels of grip, traction and control. Other standard features include air conditioning and an auxiliary input for your MP3 player. Meanwhile, the Impreza 2.5i Sport Package offers all of the above, plus heated front seats, a power moonroof and a premium audio system complete with a 3-month free trial SIRIUS® Satellite Radio subscription.

- Main: Impreza 2.5i Sport Package (4-door)
- Left: Low-profile rear spoiler (4-door models)
- Middle: Heated front seats
- Right: 16" aluminum alloy wheels



MODEL RANGE

The pure performer.

This is it: the net result of relentless competition in the FIA World Rally Championship. The turbocharged SUBARU BOXER engines powering the WRX and WRX265 (4-door and 5-door) are thoroughly proven, incredibly efficient and wildly powerful all at the same time. In the WRX, the 2.5L DOHC turbo engine creates 224 horsepower and 226 lb-ft of torque – more than enough to trigger an emotional response. The WRX comes standard with sport seats, 17-inch alloy wheels and a rear stabilizer bar for crisp handling. The WRX265 simply delivers more of a great thing: specifically, 265 horsepower and 244 lb-ft of torque. A premium audio system (with a 3-month free trial SIRIUS® Satellite Radio subscription), power moonroof, larger rear spoiler (5-door models), summer performance tires and performance-tuned suspension complete this powerful package.

Main: Impreza WRX265 (5-door)
Left: Mesh front grille
Middle: Electroluminescent sport gauges
Right: Rear aerodynamic diffuser





THE CABIN

The start of something great.

Care to slip into something a little more comfortable? How about something a lot more sporty? Then consider the 2009 Subaru Impreza and all that it offers the driver (such as numerous performance-oriented touches) and passengers (including plenty of elbow room for a gang of four). The interior is defined by a sweeping twin-cockpit dash, slick titanium-style accents, blue ambient nighttime lighting for the centre console and premium fabric for the seats. Bonus points: With a twist of the key, the bright red tachometer needle swoops to life, signaling the beginning of an honest-to-goodness, adrenaline-fueled adventure behind the wheel. The WRX adopts an even higher-performing persona with electroluminescent gauges and sport seats tailor-made for serious g-forces. (All of this is heading in a very good direction.)

Main: Impreza WRX
Top: Moonroof
Bottom: 60/40-split flat-folding rear seats
(4-door model shown)



CONVENIENCE

At home on the road.

You might say the Subaru Impreza is as flexible as a pilates instructor and as entertaining as a great night on the town. Here's why: Both body styles benefit from one of the widest cargo areas in their class, the 5-door offering the convenience of a rear hatch while the 4-door delivers a refreshing amount of trunk space. In terms of diversions, there's an impressive sound system complete with plenty of desirable features – enough to deem every journey road trip worthy.



All-round storage

Check out the interior of the Subaru Impreza and you'll discover a vast array of storage compartments designed to carry all kinds of necessities. Partitioned door pockets with built-in bottle holders. A centre tray for loose items. A centre console designed to hold CDs. And a 12-volt power outlet to recharge your electronic items. Smart.



Centre tray (LED illuminated)



Front cup holders (in centre console)



Door pockets with bottle holders



Passenger seatback pocket

Cargo area

Despite its sporty nature, the Subaru Impreza is also designed with utility in mind. The 5-door boasts a cargo area large enough to accommodate five pieces of carry-on luggage. For bigger space requirements, the 60/40-split rear seats fold down to create a completely flat surface. What's more, the innovative double wishbone rear suspension system does not encroach into the cargo compartment, so there's no loss of useable space. The squarish rear gate opening and convenient sub-floor storage compartments complete the picture. In the Impreza 4-door, smart design wins out again. The same rear suspension design helps create trunk space for up to three golf bags, while the 60/40-split flat-folding rear seats open up even more cargo capacity.



SIRIUS
SATELLITE RADIO

Audio systems

Here's a sound decision: The Subaru Impreza 2.5i and WRX come standard with an AM/FM/CD/MP3/WMA audio system with four speakers, auxiliary input and pre-wiring for Satellite Radio. The premium audio system found on the 2.5i Sport Package and WRX_{26s} models includes a 6-CD changer, two additional speakers, steering wheel-integrated audio controls and a standard SIRIUS® Satellite Radio system with a free, 3-month trial subscription. This system also features SRS Circle Surround Automotive™ technology that creates full, rich surround sound with enhanced bass and a genuine stereophonic feel. (That must be music to your ears.)

The nucleus of driving pleasure.

At Subaru, we are fuelled by a passion for excellence and obsessed with giving drivers an experience behind the wheel that blends superior reliability, stellar safety and sheer excitement. This fevered approach led us to the FIA World Rally Championship, the proving ground upon which we honed the SUBARU BOXER engine, Subaru symmetrical full-time AWD and our remarkable long-travel 4-wheel independent suspension system – a dynamic combination of technologies that produces unsurpassed confidence behind the wheel.

From the snow-covered roads of Sweden to the crippling heat of Greece, we learned our lessons well and transferred this knowledge into passenger vehicles with superior levels of agility, stability and traction. To this day, we continue to compete with two clear objectives in mind: Winning championships and bringing further advancements to each and every Subaru vehicle. These advancements are what help to make a Subaru, a Subaru – one of the safest, toughest and most enjoyable vehicles on the road.

SYMMETRICAL AWD

At Subaru, we have been building all-wheel drive vehicles since 1972. Currently, our entire vehicle lineup enjoys the benefits of this advanced approach to vehicle dynamics. The result of such foresight and commitment? The development and perfection of Subaru symmetrical full-time AWD. In this layout, all drivetrain components – the engine, transmission, driveshaft, and front and rear differentials – are logically aligned close to the centre point of the vehicle. This gives every Subaru vehicle heightened stability and excellent weight distribution, front to rear and side to side. This unique system is a bilaterally balanced, simple design not only providing exceptionally

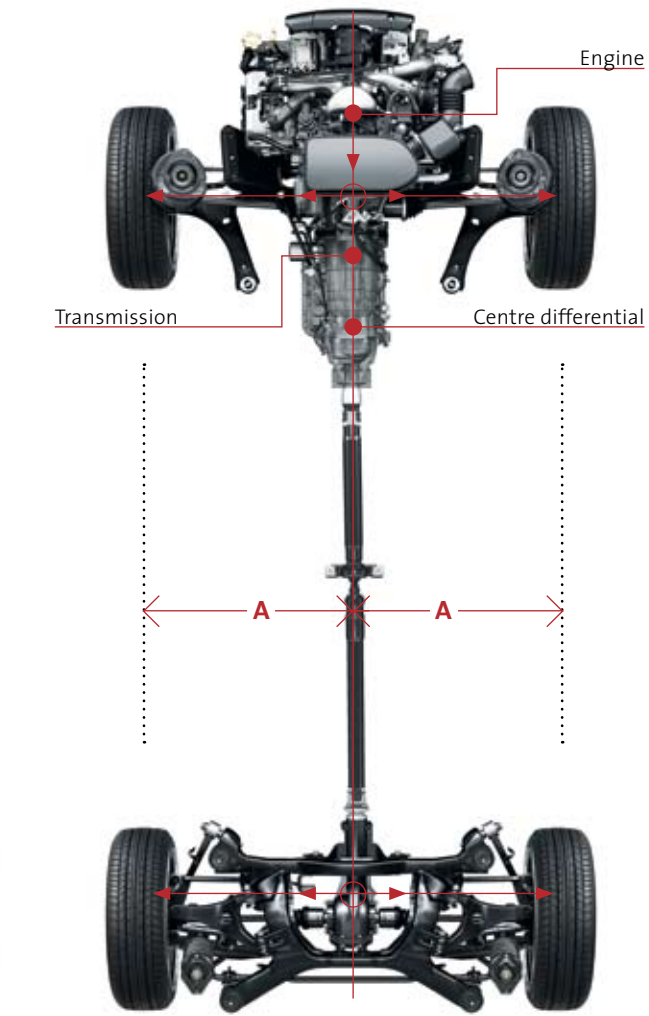
efficient power delivery and a lower centre of gravity, but also better fuel economy and fewer maintenance requirements compared to other 4WD or AWD systems. Engineered to be an AWD vehicle from the start allows for the symmetrical design of the drivetrain and the ability to deliver greater grip and quicker response to changing conditions. In addition, if any wheel senses slippage, the torque distribution between the front and rear is controlled automatically to maintain optimal traction at all four wheels. Conclusion: Permanent reassurance that you are driving a vehicle famed for its inherent balance, stability and control in a variety of driving conditions.



SUBARU BOXER

In the fight to become the best vehicle in your class, it helps to have a boxer in your corner – particularly a SUBARU BOXER. This horizontally-opposed engine layout is renowned for its smoothness: The left bank of pistons counteracts the firing motion of the right bank, thereby balancing each other out and reducing engine vibration overall. This smooth operator

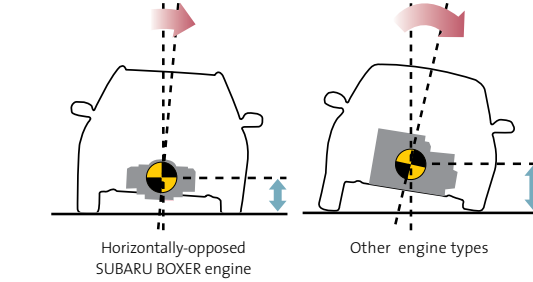
also sits low in the engine compartment, giving each Subaru vehicle a remarkably low centre of gravity. To further enhance durability, handling and directional stability, every SUBARU BOXER is constructed of lightweight, high-strength aluminum. Net result: A powerful and balanced feel at all speeds and a level of performance other vehicles struggle to match.



Three distinct advantages

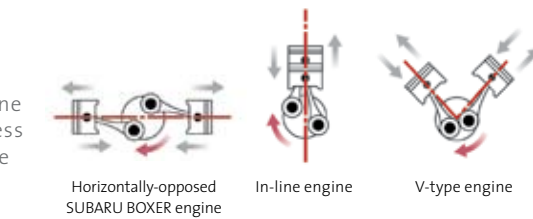
Lower centre of gravity

The Subaru Impreza is built from the ground up to have an extremely low centre of gravity, the cornerstone of this design being the SUBARU BOXER engine, placed low in the chassis. This layout, in turn, leads to reduced body roll, along with improved handling and stability, without the need for an overly stiff suspension.



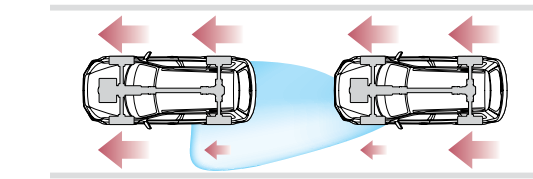
Reduced vibration

With its 180-degree, horizontally-opposed configuration, the SUBARU BOXER engine design cuts vibration dramatically by eliminating the inertia of opposing pistons as found in V-shaped or in-line engine configurations. The result of this innovative engine design is instant responsiveness throughout the rev range, unprecedented smoothness and greatly improved vehicle stability. In addition, less engine vibration also gives rise to a more peaceful and relaxing passenger cabin.



Increased grip

If your vehicle has four wheels, it makes sense that all four should play a role in keeping that vehicle planted on the road. But in front- and rear-wheel drive vehicles, two of the four wheels are essentially just passengers along for the ride. On the other hand, by transmitting power through all four wheels, vehicles equipped with Subaru symmetrical full-time AWD offer increased grip, stability, control and safety – regardless of road or weather conditions.



Diagrams for illustrative purposes only.

The DNA of a champion


The apple does not fall far from the tree. In this case, the tree is the Subaru rally car – tested and perfected in the toughest form of motorsport known to man or machine, the FIA World Rally Championship. Since 1990, Subaru has become synonymous with championship-winning speed, handling and reliability. To this day, every Subaru vehicle incorporates the lessons learned on torturous rally stages to create a more thrilling, more reliable and all-around safer driving experience.



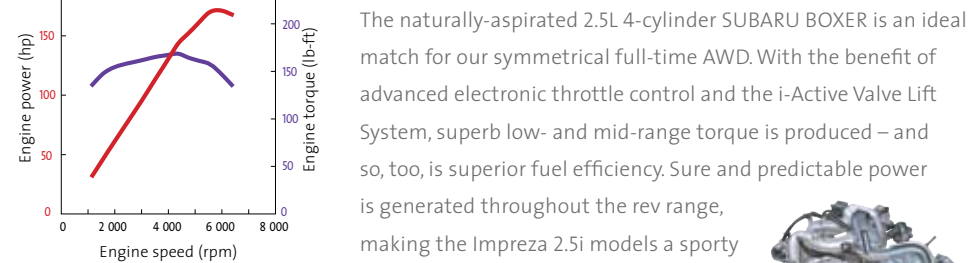
ENGINE

Performance above all.

Following decades of continuous development, testing and competition on the global stage, the engineers at Subaru have come to the following conclusion: The horizontally-opposed SUBARU BOXER engine is the optimum powerplant for every Subaru vehicle. The Subaru Impreza is available with a range of powerful and efficient engines, from the 2.5L naturally-aspirated version to the super-responsive, high-pressure 2.5L turbo. Each and every engine clearly demonstrates an ongoing commitment to extracting maximum performance at all times.



SUBARU BOXER 2.5-litre SOHC

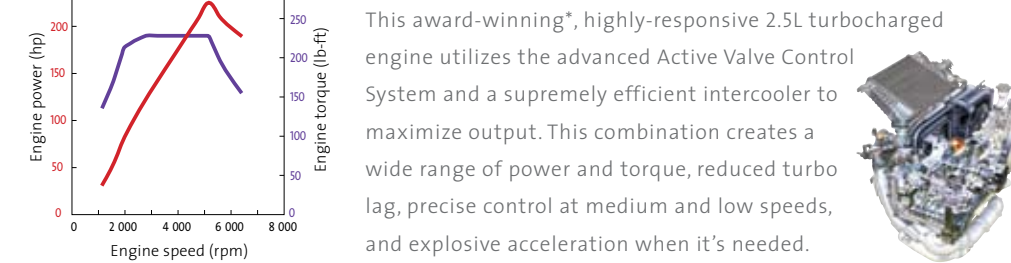


Output:
170 hp @ 6000 rpm
170 lb/ft of torque @ 4400 rpm

The naturally-aspirated 2.5L 4-cylinder SUBARU BOXER is an ideal match for our symmetrical full-time AWD. With the benefit of advanced electronic throttle control and the i-Active Valve Lift System, superb low- and mid-range torque is produced – and so, too, is superior fuel efficiency. Sure and predictable power is generated throughout the rev range, making the Impreza 2.5i models a sporty and efficient way to go. A proven design incorporating lightweight and high-strength aluminum alloy, this engine is also extremely reliable and durable.



SUBARU BOXER 2.5-litre Turbocharged DOHC



Output:
224 hp @ 5200 rpm
226 lb/ft of torque @ 2800 rpm

This award-winning*, highly-responsive 2.5L turbocharged engine utilizes the advanced Active Valve Control System and a supremely efficient intercooler to maximize output. This combination creates a wide range of power and torque, reduced turbo lag, precise control at medium and low speeds, and explosive acceleration when it's needed. A powerful result to be sure.



* The 2.5-litre SUBARU BOXER turbo engine was voted Best 2.0 to 2.5-litre engine in the International Engine of the Year Awards 2008, presented by Engine Technology International Magazine.

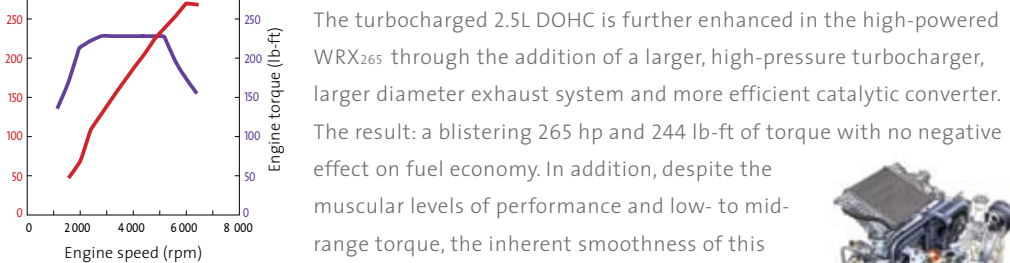
Subaru Active Valve Control System

The 2.5-litre turbocharged SUBARU BOXER in the Subaru Impreza WRX and WRX265 features this eco-friendly system that varies and optimizes the timing of the intake valves under idle, leisurely driving conditions or hard acceleration. This system, precisely controlled by the engine-management computer, ensures that peak performance, outstanding fuel economy and low emissions are achieved at all times.

Subaru i-Active Valve Lift System

The 2.5-litre SUBARU BOXER engine powering the Subaru Impreza 2.5i and 2.5i Sport Package also features genuine green thinking: two-piece valve lifters that work separately at low rpm and together at high rpm. Incorporating a specially designed camshaft, this system creates better low-end torque, engine efficiency and top-end power, while allowing these models to gain better fuel economy and meet strict emissions standards.

SUBARU BOXER 2.5-litre High-pressure Turbocharged DOHC



Output:
265 hp @ 6000 rpm
244 lb/ft of torque @ 4000 rpm

The turbocharged 2.5L DOHC is further enhanced in the high-powered WRX265 through the addition of a larger, high-pressure turbocharger, larger diameter exhaust system and more efficient catalytic converter. The result: a blistering 265 hp and 244 lb-ft of torque with no negative effect on fuel economy. In addition, despite the muscular levels of performance and low- to mid-range torque, the inherent smoothness of this award-winning* SUBARU BOXER engine still shines through.



TRANSMISSION

Your link to driving pleasure.

The Subaru Impreza comes equipped for action with a transmission built to transfer your driving intentions accurately to the road. From the immensely satisfying 5-speed manual to the highly-responsive 4-speed automatic with SPORTSHIFT™, your ability to tackle the everyday and the unexpected is never in question. To complete the picture, Subaru's unique transmission technology has been fine-tuned to deliver full-time power to every corner of the vehicle, creating greater traction, control and driver confidence.



4-speed Electronic Direct Control Automatic Transmission with SPORTSHIFT™ (4EAT SS)

Automatic transmission

Available on Impreza 2.5i models, the 4-speed Electronic Direct Control Automatic Transmission with SPORTSHIFT™ incorporates an advanced multi-plate transfer clutch centre differential for smooth and consistent acceleration, even under low-traction conditions. Under normal circumstances, this active torque split system maintains a 60/40 front/rear split for more predictable handling and moves towards a 50/50 split when conditions warrant or under hard acceleration. The SPORTSHIFT™ generates increased fun behind the wheel, allowing drivers to manually shift gears with the flick of a wrist. This feature gives drivers the ability to choose between three different drive modes – Economy mode for optimal fuel efficiency, Sport mode for greater response and SPORTSHIFT™ for sporty manual control.



Manual transmission

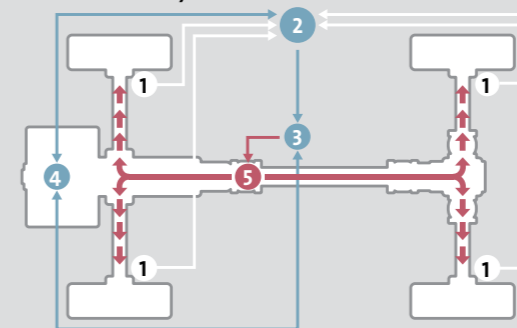
The 5-speed Manual Transmission – in combination with Subaru symmetrical full-time AWD and the viscous-coupling limited-slip centre differential – provides certain power delivery and sure-footed grip under all conditions. This design maintains a 50/50 front/rear torque split distribution, giving the Impreza maximum traction and a distinctly sporty edge over the competition. The standard Hill Holder system brings an added measure of reassurance when starting on an incline.



5-speed Manual Transmission (5MT)

Multi-Plate Transfer (MPT) AWD system (4EAT SS models)

The multi-plate transfer system utilizes high-tolerance sensors and advanced processing technology to analyze engine output and wheel speed to instantly assess any changes in road conditions. This data is then fed to the transfer clutch, which automatically adjusts the torque distribution to front and rear wheels to create optimum levels of grip.




- 1. Wheel speed sensors
- 2. Control unit of the Vehicle Dynamics Control system
- 3. AT Control unit
- 4. Engine control unit
- 5. Transfer clutch control (centre differential)

← Image of the optimum torque distribution to the front and rear wheels.

HANDLING

Precision, control and performance.

In this latest incarnation of the Subaru Impreza, total driving pleasure is taken up a gear, enabling you to feel completely at ease behind the wheel, while still enjoying the exhilaration of knowing you're driving a true performance car. The fully-independent long-travel suspension system has been honed in world rally competition to deliver superb capability over the rough stuff and dynamite handling around the corners. The combination of this sport-tuned suspension – together with a superior drivetrain system and an extremely well-balanced and rigid unibody structure – deliver advanced dynamic performance in the form of exceptional handling, superior driving comfort and high levels of safety in equal measure.



Lightweight components

To maximize the overall driveability provided by Subaru symmetrical full-time AWD, the body of the Subaru Impreza has been kept light, utilizing many aluminum parts and a structure that eliminates the need for extra weight without compromising on strength or safety. Combined with a low centre of gravity drivetrain, this design gives the Impreza unique advantages over other performance-oriented vehicles including superb cornering, remarkable agility and enhanced fuel efficiency.



Front suspension

The super-strong, rally-inspired front strut design has been honed to perfection on the 2009 Subaru Impreza. Increased rigidity and a wide tread provide greater stability when steering or cornering. Lightweight materials reduce unsprung weight for sharper handling, while the long-travel capability soaks up imperfections in the road like a sponge. Lastly, the anti-dive suspension geometry and stabilizer bar help deliver unparalleled performance overall. Whether the objective is to carve through a corner at speed or negotiate a muddy cottage road, this suspension system can handle both with ease and grace.

Rear suspension

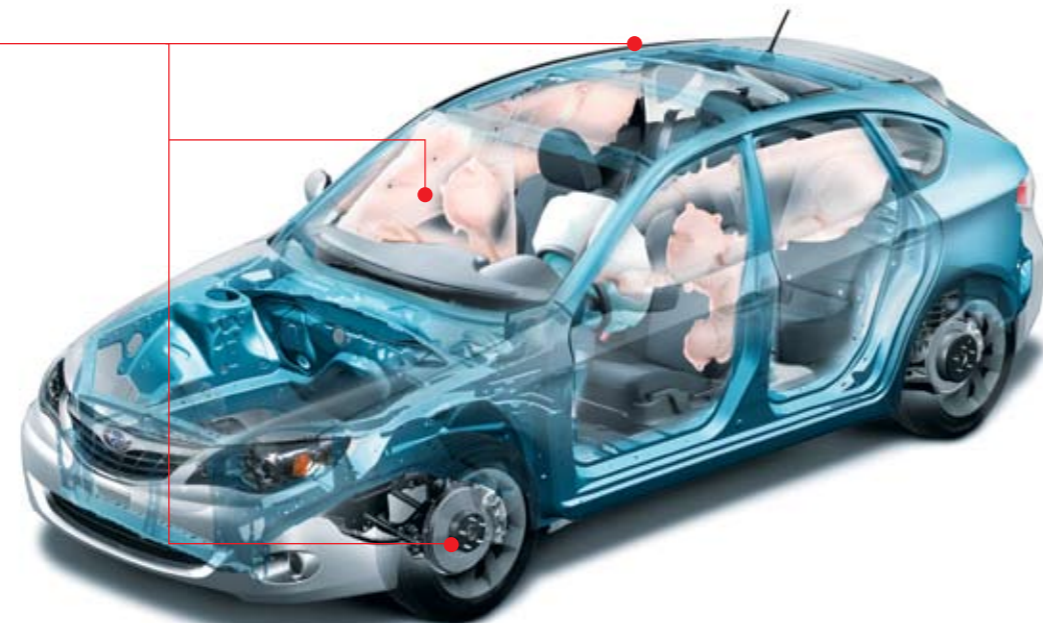
At the back, the Impreza is fitted with an advanced double wishbone rear suspension system, the result of countless miles run in world rally competition. The large subframe absorbs impact energy from the tires, preventing it from passing through to the vehicle body; this creates a more stable ride on bumpy roads and reduces body roll when cornering. The long-travel suspension in combination with the double wishbone design ensures the tires remain perpendicular to the road surface at all times, thereby creating maximum traction at all times. In the Impreza WRX and WRX₂₆₅, a rear stabilizer bar also helps to deliver even sportier driving dynamics.



SAFETY

Your safety is our priority.

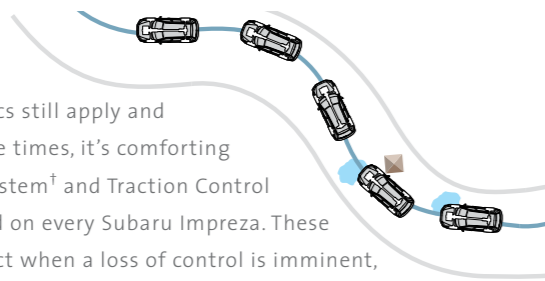
Some things should never be left to chance – especially the safety of you and your passengers – so every Subaru vehicle is designed to meet the very highest standards for crash worthiness. Active safety systems – such as Subaru symmetrical full-time AWD and the Vehicle Dynamics Control system – give the driver the tools needed to avoid an accident at all costs. In the event that an accident is unavoidable, passive safety features like Subaru’s advanced ring-shaped reinforcement frame provide much-needed layers of protection. Net results: top notch crash-test ratings* across the board for the Subaru Impreza and a more comforting driving experience for you.



Vehicle Dynamics Control system

Even when driving a vehicle with Subaru symmetrical full-time AWD, the laws of physics still apply and the level of grip can be exceeded. In these rare times, it’s comforting to know that the Vehicle Dynamics Control system† and Traction Control System are standing guard – and are standard on every Subaru Impreza. These systems employ a network of sensors to detect when a loss of control is imminent, then make precise adjustments – altering AWD torque split (4EAT SS models), applying brake pressure to individual wheels and controlling engine power output – to restore vehicle stability.

† The Subaru Vehicle Dynamics Control system may also be known as Electronic Stability Control.



Brakes

An effective braking system is central to an effective active safety strategy – and the 2009 Subaru Impreza puts this strategy into motion. Standard disc brakes on all four corners for increased stopping power. Standard 4-wheel/4-sensor/4-channel ABS to precisely control brake pressure. Standard Electronic Brake-force Distribution to shorten braking distances when carrying a heavy load. Standard Brake Assist to create more braking force in panic situations. And the standard Hill Holder system for 5-speed manual models to prevent roll back when starting on an incline. (When it comes to active safety, nothing should be optional.)

All-around visibility

Active safety begins with visibility. In other words, you can’t miss what you can’t see. With its carefully designed side pillars and generous glass area, the Subaru Impreza provides excellent visibility to the front, the sides and the rear of the vehicle.



Seatbelts, airbags, head restraints and seat anchors

The Subaru Impreza comes standard with a wealth of safety features designed to protect you and all your passengers in the event of an accident. Front seatbelts with pre-tensioners to hold you in place and load limiters to ease impact and guard against injury. Front, front-seat side and first- and second-row side-curtain airbags. Front-seat head restraints that automatically move forward in a rear-end collision to reduce shock to the head and neck. And the ISO-FIX/LATCH child seat anchor system with three-point seatbelts and head restraints for all rear seats.



Advanced ring-shaped reinforcement frame

Subaru’s advanced ring-shaped reinforcement frame found in the Subaru Impreza has generated superior crash-test ratings* and widespread praise. The essentials: a uniform, interconnected energy-absorbing safety cell comprised of the roof, door beams, side pillars and floor. This envelops the entire passenger cabin, thereby helping to dissipate impact energy from all directions. In the event of a frontal impact, this advanced design also sees the main frame compress gradually and the engine slide under the passenger compartment.

2009 Impreza not yet tested.

*Top Safety Pick for 2008 Impreza. Ratings of “Good” are the highest rating awarded for 40-mph frontal offset, 31-mph side-impact and 20-mph rear-impact crash tests conducted by the Insurance Institute for Highway Safety (IIHS) (www.iihs.org). A “Good” rating obtained in all three crash tests and the availability of Electronic Stability Control (ESC) (Vehicle Dynamics Control) achieves a “Top Safety Pick”.

FEATURES

Style, persona and heaps of everyday versatility: The 2009 Subaru Impreza has it all. From the immaculately sculpted front headlights that carve through the darkness to the aerodynamically slick profile and the aggressively powerful rear combination lights, the Impreza is perfectly suited to drivers who don't believe in compromise.

Left: 2.5i Sport Package (5-door)
Right: WRX (4-door)

Not all features shown are standard on all models. See specifications for availability.



Perfection is in the details. That's why the interior of the Subaru Impreza is the result of very careful thought into passenger comfort, convenience and sheer joy. You'll discover handy cup holders, numerous storage compartments, a multi-purpose centre console, and high-quality materials and design throughout.

Not all features shown are standard on all models. See specifications for availability.



1 Integrated crossbar brackets



2 Power adjustable, foldable, heated door mirrors



3 Multi-reflector halogen fog lights



4 Aerodynamic side ground effects



1 Tilt/telescopic steering wheel



2 Cruise control (steering wheel integrated)



3 Information display (clock/temperature/fuel economy)



4 Automatic climate control



5 Rear roof-line spoiler (5-door)



6 17-inch aluminum alloy wheels



7 Dual exhaust (4-door)



8 Rear LED turn signals (5-door)



5 Armrest console with 12-volt power outlet



6 Cargo area light and retractable cargo cover (5-door)



7 Front rally-type sport seats (WRX26S shown)



8 Map spotlights

LINEUP

Impreza 2.5i 4-door & 5-door

Horizontally-opposed, 4-cylinder, 2.5L SUBARU BOXER engine with i-Active Valve Lift System
170 horsepower and 170 lb-ft of torque

5-speed Manual Transmission (5MT) with Hill Holder system or optional 4-speed Electronic Direct Control Automatic Transmission with SPORTSHIFT™ (4EAT 5S)

Subaru symmetrical full-time All-Wheel Drive

Vehicle Dynamics Control system and Traction Control System

Anti-lock Braking System, Electronic Brake-force Distribution (EBD) and Brake Assist

Driver and front passenger front and side-impact airbags; side curtain airbags

16" steel wheels with wheel covers

Power adjustable, foldable, heated, body-colour door mirrors; body-colour door handles

AM/FM/CD/MP3/WMA audio system with 4 speakers, auxiliary audio input, Radio Data System, Vehicle Speed Sensitive Volume and satellite radio compatibility†

Air conditioning with air filtration

Power windows and locks

Ebony cloth upholstery



Exterior colours available: Dark Grey Metallic, Lightning Red, Newport Blue Pearl (shown), Obsidian Black Pearl (shown), Satin White Pearl, Spark Silver Metallic.
Interior colour: Ebony (shown).

Impreza WRX 4-door & 5-door

Turbocharged and intercooled, horizontally-opposed, 4-cylinder, 2.5L SUBARU BOXER engine with Active Valve Control System

224 horsepower and 226 lb-ft of torque

5-speed Manual Transmission (5MT) with Hill Holder system

17" aluminum alloy wheels

Multi-reflector halogen fog lights

Aerodynamic body-colour side ground effects

Rear underbody diffuser (5-door only)

Rear spoiler with integrated brake light

Black stainless steel and mesh-type front grille

AM/FM/CD/MP3/WMA audio system with 4 speakers, auxiliary audio input, Radio Data System, Vehicle Speed Sensitive Volume and satellite radio compatibility†

Air conditioning with automatic climate control and air filtration

Heated, rally-type sport front seats

Tilt adjustable, telescopic steering wheel

Rear seat folding centre armrest (4-door only)

Retractable cargo cover and cargo area tray (5-door only)

Anthraccite Black cloth upholstery



Exterior colours available: Dark Grey Metallic, Lightning Red (shown), Obsidian Black Pearl, Satin White Pearl, Spark Silver Metallic (shown), World Rally Blue Pearl.
Interior colour: Anthracite Black (shown).

Sport Package 4-door & 5-door

Available for Impreza 2.5i:

16" aluminum alloy wheels

Power tilting and sliding glass moonroof

Multi-reflector halogen fog lights

Aerodynamic body-colour side ground effects

Low-profile spoiler with integrated brake light (4-door only)

Rear underbody diffuser (5-door only)

Windshield wiper de-icer

Additional audio features: 6CD Premium system with SRS CS-Auto™ audio enhancement, 2 tweeters and premium upgraded speakers

SIRIUS® Satellite Radio installed (3-month free trial subscription included)

Leather-wrapped gear selector and steering wheel with integrated audio controls

Heated front seats

Retractable cargo cover (5-door only)



Exterior colours available: Dark Grey Metallic, Lightning Red (shown), Obsidian Black Pearl, Satin White Pearl (shown), Spark Silver Metallic, World Rally Blue Pearl.
Interior colour: Ebony (shown).

Impreza WRX265 4-door & 5-door

High pressure, turbocharged and intercooled, horizontally-opposed, 4-cylinder, 2.5L SUBARU BOXER engine with Active Valve Control System

265 horsepower and 244 lb-ft of torque

5-speed Manual Transmission (5MT) with Hill Holder system

Performance-tuned suspension

17" aluminum alloy wheels with summer performance tires*

Power tilting and sliding glass moonroof

Large roof-line rear spoiler with integrated brake light (5-door only)

Body colour rear gate trim (5-door only)

AM/FM/6CD/MP3/WMA premium audio system with 4 premium upgraded speakers, 2 tweeters, auxiliary audio input, SRS CS-Auto™ audio enhancement, Radio Data System and Vehicle Speed Sensitive Volume

SIRIUS® Satellite Radio installed (3-month free trial subscription included)

Aluminum alloy sport pedals

Tilt adjustable, telescopic steering wheel with integrated audio controls and red stitching

Anthraccite Black cloth upholstery with red stitching and WRX logo embroidered seatbacks



Exterior colours available: Dark Grey Metallic (shown), Lightning Red, Obsidian Black Pearl, Satin White Pearl, Spark Silver Metallic, World Rally Blue Pearl (shown).
Interior colour: Anthracite Black with red stitching (shown).

ACCESSORIES

You might consider the 2009 Subaru Impreza a blank canvas – a canvas upon which to express yourself through a collection of genuine Subaru accessories. These accessories are designed to give your Impreza an even greater boost with more style, more comfort and more cargo-carrying space.

- Armrest extension
- Battery warmer
- Bike carriers (roof mounted)
- Block heater
- Body side moulding
- Cargo area nets (floor, rear, side, seatback)
- Cargo area tray
- Cargo area cover (retractable)
- Crossbar set
- Fog lights
- Front end cover (full and half)
- Front grille (mesh)
- Ground effects - front under spoiler, side under spoiler, rear under spoiler (5-door only)
- Hood deflector
- Kayak stacker
- Pedal pad set (STI branded) (SMT)
- Rear bumper step pad
- Rear spoiler - low-profile (4-door)
- Rearview mirror - auto-dim with compass and Homelink®
- Remote engine starter kit (4EAT SS)
- Roof cargo bin (several styles and sizes)
- Rubber floor mats
- Satellite radio kit
- Security system upgrade - shock sensor
- Short-throw shifter (SMT)
- Ski/snowboard carrier
- Splash guards
- Subwoofer/amplifier
- Underguard (front and rear)
- Wheel lock set

Visit www.subaru.ca or your local Subaru Dealer for more accessory options.



Impreza 2.5i (4-door) shown with accessory fog lights, rear spoiler, mesh front grille, ground effects (front and side under spoiler).



Mesh front grille (body colour trim)



Bike carrier (roof mounted) with crossbar set (each sold separately)



Ski/snowboard carrier with crossbar set (each sold separately)



Body side moulding kit



Cargo area tray, retractable cover, rear seatback net and rear bumper step pad (each sold separately)



STI-branded pedal pad set (SMT)

OWNER BENEFITS



Subaru Warranty

Every Subaru vehicle is designed and built to offer our customers the highest possible level of quality and reliability. We are proud of our vehicles and proud to stand behind them with a comprehensive warranty. For 2009 model year vehicles, the warranty on all Subaru vehicles consists of:

New Vehicle Limited Warranty (36 month/60,000 km) – Covers basic and major components for 36 months or 60,000 km.

Major Component Limited Warranty (60 month/100,000 km) – Extends coverage of major components (more than just powertrain) up to 60 months or 100,000 km.

Surface Corrosion Limited Warranty (36 month/60,000 km) – Covers surface corrosion to visible painted body panels for 36 months or 60,000 km.

Anti-Perforation Limited Warranty (60 month/unlimited km) – Covers perforation due to corrosion to body sheet metal panels for 60 months, regardless of kilometres.

Emission Control System Limited Warranty – Covers the majority of emissions components for 36 months or 60,000 km and the major parts of the emission control system for 96 months or 130,000 km.

Parts and Accessories Limited Warranty – Covers Subaru parts and accessories installed by the Dealer prior to retail delivery of the vehicle for 36 months or 60,000 km, and Subaru parts and accessories installed by the Dealer after the retail delivery of the vehicle for 12 months or 20,000 km from the date of the installation.

The above information is an overview of warranty coverage and is not a warranty statement. If you wish to see more details regarding Subaru warranties, please refer to your Subaru warranty booklet, contact your local Dealer or visit our Web site at subaru.ca.

Subaru C.A.R.E. (Customer Assistance for Roadside Emergencies)

The SUBARU C.A.R.E. program – which is backed by the Canadian Automobile Association (CAA) – is offered free of charge for the first three years from date of purchase on every new Subaru vehicle or as part of a Subaru Protection Plan. As a SUBARU C.A.R.E. member, you can count on fast, courteous emergency roadside assistance 24 hours a day, 365 days a year. You will receive a membership card and have access to a dedicated toll-free telephone number (in English or French), allowing you to take advantage of over 20,000 roadside assistance contractors and 1,000 CAA and American Automobile Association (AAA) offices throughout Canada and the United States. Ask your Dealer for details or visit subaru.ca.

Subaru Canada, Inc. is proud to be the first vehicle manufacturer to have a direct relationship with CAA, giving our customers the benefit of CAA's unparalleled level of experience and service.

Subaru Protection Plan

As a Subaru owner, you have expectations for a pleasurable, trouble-free ownership experience – now and into the future. Once your 36 month/60,000 km New Vehicle Limited Warranty period ends,* our Subaru Protection Plan can prolong your hassle-free ownership experience with 3 levels of extended service contract coverage tailored to your needs: Powertrain Protection; Major Protection; or Complete Protection (best level of coverage to complement the 60 month/100,000 km Major Component Limited Warranty). This extended service contract offers comprehensive mechanical and electrical coverage and a number of additional features and benefits. Be sure to ask your Dealer for details or visit subaru.ca.

**If you already own a Subaru vehicle and it is still within the 36 month/60,000 km New Vehicle Limited Warranty period, you are still eligible.*



subaru.ca

The Supplemental Restraint System (SRS airbags) affords the driver and passenger additional protection in some collisions. This system provides supplemental protection only, and seatbelts must be worn in order to avoid injuries to out-of-position occupants upon airbag deployment. The combination of SRS and seatbelts provides the best protection in a serious accident. All illustrations, specifications, features and photographs contained in this brochure are based on product information available at the time of its printing, and may not be completely accurate following its publication. Colours shown may vary due to reproduction variations in the printing process, and some vehicle parts cannot be shown in certain photographs. Subaru Canada, Inc. reserves the right to discontinue or make changes at any time, without notice or incurring obligations, to colours, materials, equipment, accessories, features, specifications and models, or to change their prices. Some models shown may be from international markets and are not available in Canada, or they may be shown with equipment or accessories which are optional (at extra cost) or only available in certain combinations, or they may be subject to product delays or not be available in Canada. Please visit our Web site for the latest information and specifications. For complete details on product updates, warranties or the Subaru CARE program, please contact your Subaru Dealer. Impreza, WRX, Subaru, SUBARU BOXER, Subaru CARE and Subaru CARE Customer Assistance for Roadside Emergencies are registered trademarks. Apple and iPod are registered trademarks of Apple Computer, Inc. HomeLink is a registered trademark of Johnson Controls, Inc. "SIRIUS" and the SIRIUS dog logo are trademarks of SIRIUS Satellite Radio Inc. SPORTSHIFT is a registered trademark of Prodrive Ltd. Printed in Canada. © 2008 Subaru Canada, Inc. 2009 model year.



Environmental Management System (EMS) ISO 14001:2004 certified by SGS
Brochure is printed on 100% chlorine-free bleached pulp (TCF), contains up to 30% pre-consumer recycled fibre and uses vegetable-based inks to be fully recyclable with no harmful residue.
www.subaru-earth.com



SBI09E