


CHEVY REC VEHICLES

They never forget they're tough trucks



Building a better way

Chevrolet

to see the U.S.A.

CHEVROLET OFFERS A COMPLETE LINE OF

Pickup Campers

A Chevrolet pickup camper combines the usefulness of a working truck with the driving ease and quick setup of a self-contained unit. A camper on a Chevy four-wheel-drive pickup gives you off-road capability, as well.

Shell camper

Lift a lightweight shell onto a smooth-riding Chevy Fleetside and you've got a great low-cost way to go camping. Many styles and types are available, some with nothing more than space for sleeping bags and camping gear;



Series 10 Fleetside with Dyna-Plastic shell camper

others with the basic comforts. Prices, including pickup, \$3,000 to \$5,000.

Slide-in camper

These over-cab models sleep at least four, usually include cooking, dining, bathing and toilet facilities. You see more of these on the road than any other kind of self-propelled camper. On an easy-riding Chevy Camper Special a slide-in unit might be priced from \$4,500 to \$9,500.

Chevrolet does not make the camper bodies or trailers illustrated on these pages. Nor does Chevrolet do the conversion work shown. But your Chevrolet dealer does know who the manufacturers are, and can help you select the camper unit and the Chevy truck to fit your budget and your traveling plans.

Trailer

Over the years, trailers have been the favorite recreational vehicles by far. Travel trailers are a good combination of living and storage space, maneuverability, self-sufficiency and price, which is why they outsell anything else nearly two to one. Simple tent trailers—low, lightweight and economical to buy—have introduced many a family to camping. The big fifth-wheel trailers give you plenty of stretch-out room and all the luxuries. Whichever you choose, a properly equipped Chevrolet car or truck helps make trailering easy.



Series 20 Fleetside with San Clemente fifth-wheel trailer

Semi-travel trailer

These unique trailers ride on a "fifth wheel" mounted in the pickup box, making them surprisingly easy to pull and maneuver. Comforts include a

private upstairs bedroom. Prices for Fleetside pickup and semi-travel trailer start around \$10,000 depending on size and furnishings.

Motor Homes

These homes-away-from-home offer the most living room of all the self-propelled recreational vehicles. They also provide the most livability en route—you just pull in, park and relax. And you have more than ever to choose from—types, sizes, price range.

Mini Motor Homes

Largest of the van-type units, Mini Motor Homes have a camper body attached to a specially equipped chassis. They're usually outfitted for a family of six. Mini Motor Homes are priced about \$7,000 to \$11,000.



Series 30 Chevy Van with Shasta mini-motor home

RECREATIONAL VEHICLES



Series 30 dual-rear-wheel Fleetside with El Dorado slide-in camper



Series 30 Chassis-Cab with Chinook chassis-mount camper

Chassis-mount camper

Roomiest of this type, a camper mounted on a Chevy chassis-cab can run 14 ft. in length and offer all the comforts of home. You can get between camper and cab while on the move. Price range for chassis and camper: \$6,500 to \$9,500.

Camping trailer

A folding tent trailer can be your easiest, most economical way to start camping. Many models now come with most conveniences. Yet the price, including a brand-new Chevelle wagon for towing your rig, could be as little as \$4,500 complete.



Chevelle Malibu wagon with Starcraft travel trailer



Series 20 Suburban with Holiday travel trailer

Family travel trailer

You'll find plenty of luxury in these full-sized family trailers: bathroom, equipped galley, dinette, sleeping accommodations for at least six. Hitch

yours to a quiet Chevy Suburban or our go-anywhere Blazer. Including tow vehicle and trailer, prices begin under \$10,000, can go over \$20,000.



Series 20 Chevy Van with Red-E-Kamp camper conversion

Chevy Van Conversions

As an all-in-one camper, Chevy Van is available in many economical con-

versions. Most offer some kind of raised roof and sleep at least four. Yet they're still trim enough to use around town like a station wagon. Chevy Van conversions: priced from \$4,500 to \$8,000.

Chevy Motor Home Chassis

Chevrolet builds a specially engineered motor home chassis complete with automatic transmission, power steering, 350 or 454 V8. These fully self-contained units offer luxuries like a master-bedroom suite, air conditioning, stereo and accommodations for as many as 10. Price range: \$8,000—\$20,000.



Champion motor home

All price ranges are based on manufacturer's suggested retail prices for the Chevrolet vehicle shown including suggested dealer new vehicle preparation charges, plus suggested retail prices of camping units supplied by various camping equipment companies. Destination charges, state and local taxes and available equipment are additional.

CHEVY VAN CONVERSIONS AND MINI-MOTOR HOMES

THE COMFORTS INCLUDE CHEVROLET RIDE AND HANDLING.

Whether your traveling vacation home is the simplest van conversion or the most elaborate Mini Motor Home available, the foundation's good and solid when you specify a Chevy Van.



New Mini Motor Home Chassis

Chevrolet's new Cutaway Van is a chassis engineered and built for easy, economical conversion into a Mini Motor Home. Wheelbase is 125". GVW is 8,400 lbs. with standard equipment: 350 V8, front disc/rear drum brakes with tandem vacuum booster, heavy-duty battery and alternator, front stabilizer bar. An 8,900-lb. rating is available with dual rear wheels and other heavy-duty equipment.

What you'll find inside a Mini Motor Home depends on the builder. A typical unit might have sleeping accommodations for six, including an overcab double bed, fully equipped galley, shower, toilet, and furnace. The driver's compartment is open to the camper, so everyone's together.

Chevy Van conversion. 296 cu. ft. for starters

That's on the 125" wheelbase, Series 20 and 30. To give you even more room, camper manufacturers usually add a fixed raised roof or a top that pops up when you're settled down.

Inside a Chevy Van conversion, you're likely to find anything from basic necessities to all the comforts: foam-cushioned beds, complete galley, heat, lights, hot/cold running water.

For additional information, see the 1974 Chevy Van/Sportvan Catalogs.



Series 30 Chevy Van with Open Road mini-motor home



Series 20 Chevy Van with Family Wagon camper conversion



Series 20 Chevy Van with Contempo camper conversion



El Dorado mini-motor home interior


Equipment Required for Chevy Van Conversions

Camper Conversion Type	Regular, Pop-Top & Fixed Raised Roof		Mini-Motor Home	
Model and Wheelbase	G21305—125"	G31305—125"	G31305—125" (Single Rear Wheels)	G31305—125" (Dual Rear Wheels)†
Required Minimum Equipment				
Gross Vehicle Weight Rating GVW†	6000	7100	8400	8900
Engine	350-4 V8			
Transmission	Turbo Hydra-matic			
Front Suspension	Standard			
—Capacity (lbs.)	3200—Std.	3900—Std.	3900—Std.	3900—Std.
—Spring Capacity, Total	3200—Std.	3400—Std.	3900—Std.	3400—Std.
—Stabilizer Bar	—	—	Standard	Standard
—Shock Absorbers	Standard			
Rear Axle and Suspension	Standard			
—Axle Capacity	3500—Std.	5700—Std.	5700—Std.	6200
—Axle Ratio	3.07—Std.	4.10—Std.	4.10—Std.	4.10—Std.
—Spring Capacity Total	3200—Std.	4200	6000	6000
—Shock Absorbers	Standard			
Brakes	Power Assisted Front Disc/Rear Drum—Standard			Hydro-Boost
Steering	Power			
Radiator	Heavy Duty (1)			
Tires	Standard			
—Front	H78—15B	8.75—16.5C	8.75—16.5E	8.00—16.5C
—Rear	H78—15B	8.75—16.5C	8.75—16.5E	8.00—16.5C
Coolant Recovery System	Standard			

(1) Included with Automatic Transmission.

† Total loaded weight (Converted van, passengers and equipment) cannot exceed the rating shown.

‡ Dual Rear Wheel Conversion per COPO 5Z1.

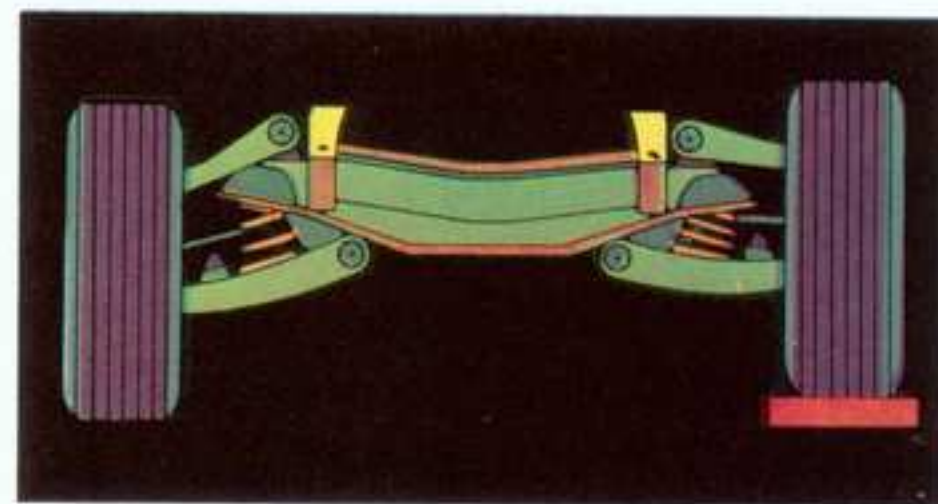


Dual-unit air conditioning

Chevy Van's new integral front-mounted system has outlets built neatly into the instrument panel. It operates on outside air—cooling, heating, dehumidifying for year-round comfort. A second unit also is available, roof-mounted inside at the rear, to cool and recirculate inside air. You can order front air conditioning only or specify the front *and* rear units.

Convenience options

Available passenger seat can be equipped with an adjuster for added leg room, easier access to the rear compartment. Also, Chevy's Comfortilt wheel and power steering help ease long days on the road. A front stabilizer bar helps improve handling (standard on Series 30). Other heavy-duty components are available with GVWs to 8,300 lbs.



Massive Girder Beam front suspension.

Rubber bushings in the independent front suspension on Series 10-20 models provide a smooth, quiet ride. Combined with the sturdy rear leaf springs, the result is a solid, firm, easy-riding foundation for your vacation home. Series 30 models have rear-axle capacities to 6,200 lbs.

MOTOR HOME CHASSIS BY CHEVROLET

We do not build motor homes. But the Chevrolet Motor Division of General Motors Corporation does make solid smooth-riding motor home chassis in a size for every need. They all feature Chevy's flat-top frame design that helps make installation by motor home builders simple and economical.

Four wheelbase lengths

Offered are a 178-inch chassis for bodies up to 28 ft. long; a 158½-inch model for bodies up to 26 ft. in length; a 137-inch version for bodies to 23 ft., and a 125-inch chassis for 20-footers.

Wheelbase lengths have a direct relation to weight loading. Chevrolet motor home chassis are built for good ride and obedient handling—and they carry the motor home weight a little differently than other chassis. They're designed to ride, handle, and stop best with 40 percent of the total motor home weight on the front axle, 60 percent on the rear.

Wheelbase length influences that distribution, of course. With a too-long wheelbase, there'll be too much weight on the front end; with a too-short one, there may be too much on the rear.

GVW's up to 14,000 lbs.

Chevrolet motor home chassis GVW ratings range from 7,600 pounds all the way to 14,000 pounds GVW.

Chevy's center of gravity is low

The top of the frame is 25 inches

above the ground. Since this is a factor in determining how high above the ground the motor home's center of gravity will be, it is an important detail to consider in choosing a motor home chassis. Compare this chassis height with that of any other chassis you are considering.

Even an inch difference in height can mean a significant lowering of the motor home's center of gravity. And lowering the center of gravity means better vehicle handling with reduced roll. That is one more reason for the Chevrolet-based motor home's riding comfort.

Wide-track front suspension

Up front there's a wide-track, massive Girder Beam suspension system for front end strength and stability. Each wheel is suspended independently so road shocks are not passed back and forth. Wide front tread helps provide a stable ride for motor homes.

Two-stage rear leaf springs

Heavy-duty rear leaf springs are a two-stage design for a quiet, smooth ride. They adapt as the load changes. Automatically.

To provide more resistance to vehicle roll, anti-sway stabilizer bars are included as standard equipment front and rear.

454 V8 available

This big V8 could be a welcome addition if you're planning on one of the heavier bodies and you'll be traveling on freeways or over demanding terrain. Uses no-lead, low-lead or regular fuel.

Standard with 14,000-lb. GVW.

Factory air conditioning available

Completely factory engineered, the air-conditioning system is precharged and ready for simple installation by the body builder.

Standard value features

Power front disc/rear drum brakes are designed to resist fade especially under sustained braking applications. Also standard is power steering which is especially handy when a wife takes the wheel. Comfortilt steering wheel is standard, too. It adjusts to six different positions and can relieve a lot of fatigue on longer trips. Another standard feature—3-speed Turbo Hydra-matic transmission. Engine oil cooler. Coolant recovery system. We want our motor home chassis to be easy to drive.

Control buttons are a new "soft touch" black plastic. We've even thought of little things like a new easy-to-replace gripper-type fuse holder.

Service availability

An extensive nationwide network of Chevrolet dealers offers prompt, expert service. Another reason for the growing popularity of Chevy motor home chassis.

Many fine motor homes ride on Chevy chassis

Some selected makes are shown on the facing page. They represent the wide choice of sizes and models available.



Open Road Industries, Inc., 1001 Continental Blvd.
Suite 800, El Segundo, California 90245



Harvest Corporation (McNamee), 1204 North
Santa Anita Blvd., South El Monte, California 91733



Continental Coach, Inc., 639 West Second Avenue
Mesa, Arizona 85202



Executive Industries Company, 5500 E. La Palma
Anaheim, California 92806



Xplorer Motor Home, 3950 Burnside Road
Brown City, Michigan 48416



El Dorado Ind., Inc., P. O. Box 266
Minneapolis, Kansas 67467



Travel Equipment Corp., 406 Jay Dee Street
Elkhart, Indiana 46514



Ferien Corporation-Windjammer, 1101 E. McKinley
Mishawaka, Indiana 46544



Continental Rec. Corp., 11140 Talbert Avenue
Fountain Valley, California 92708



Monitor (Swinger)
Wakarusa, Indiana 46573



Fleetwood Enterprises, Inc., (Pace-Arrow)
3125 Myers Street, Riverside, California 92503



Barth, Incorporated, R.R. #2, Highway 15 South
Milford, Indiana 46542



Sooner Motor Homes Corp., Box 189
Burnsflat, Oklahoma 73624



Rectrans Motor Home Div. (Discoverer), 800 Whitney
Avenue, Brighton, Michigan 48116



Pacesetter Motor Home, 180 North Sherman Avenue
Corona, California 91720



AMF, Inc.-Skamper-Atlas Motor Homes
Highway 106 West, Mason City, Iowa 50401



Explorer Motor Homes, Inc., 3021 Newport Blvd.
Costa Mesa, California 92626



Titan Motor Home Div., P. O. Box 158
5573 E. North Street, Dryden, Michigan 48428