

FORD

1980 COURIER





1980 Ford Courier... Designed to work and play hard because it's built tough.


The Ford Courier brings you the best of many worlds—hunting, fishing, camping, plus that special world of Free Wheeling fun. Courier is also a working pickup. You can have Courier plain and simple, or luxurious, or sporty. With all the features that you'll find on these pages, you can have a Courier that's suited to both your life and work style.

Ford Courier XLT shown above with optional cast aluminum wheels and RWL tires.

Ford Courier XLT.

Top of the line. XLT exterior features include: bright grille; bright moldings on windshield, rear window, drip rails, wheel lips, and taillight surround; bright bodyside moldings with black vinyl inserts, and deluxe wheel covers.

XLT interior. XLT has all the luxury touches inside, too. Pleated vinyl seat and door trim. Woodtone upper door trim panel and floorshift knob. Cut-pile carpeting. Day/night mirror. Ashtray, underhood and glove box lights. Glove box lock. Sport steering wheel. Temperature gauge and ammeter.



Ford Free Wheeling Courier

Courier decked out for Free Wheeling fun. You can select from two packages. Free Wheeling Package "A" includes black-painted GT bar and front push bar. Package "B" adds four cast aluminum wheels, five Raised White Letter (RWL) 70 series tires, and distinctive three-color accent tape stripe keyed to exterior color choice.

Free Wheeling Package "B" shown on Courier XLT.




Sport steering wheel. Black-finished with perforated spokes. Also shown: woodtone instrument panel applique, temperature gauge and ammeter. Part of XLT package or Sport Group.



Sport Group

gives you another kind of Courier. Includes sport steering wheel, temperature gauge and ammeter. Plus individually adjustable bucket seats trimmed in black vinyl with black and white plaid fabric inserts. Black carpeting and interior trim add finishing touches.

Note: Some illustrations include optional equipment. See the standard features for each model, the options page and the back cover.



Colors

Choose from Seven Attractive Courier Colors:

1. White, 2. Silver Metallic,* 3. Yellow, 4. Black,* 5. Dark Red, 6. Dark Brown, and 7. Light Blue.

*Optional



OPTIONS

You can tailor a Ford Courier to your kind of work or play (or a combination of both) with Ford options. As you go down the list, check off the options that appeal most to you.

Appearance

- ☐ Exterior Decor Group (not available with XLT). Includes bright drip rail and wheel lip moldings; bright body-side moldings with black vinyl inserts.

Audio

Pushbutton radios:

- ☐ AM radio.
- A.** ☐ AM/FM monaural.

Comfort/Convenience

- ☐ Air conditioning. Includes three-speed fan and four air outlets for cool comfort. Designed to fit neatly up under the instrument panel.
- ☐ Cold Weather Group. Includes: electric rear window defroster, HD battery and high-output heater.
- ☐ Low-mount western mirrors 210 mm x 133 mm (8 1/4" x 5 1/4").
- ☐ Tinted glass—all around.
- ☐ Soft Ride Package includes: 1632-kg (3600-lb.) GVWR and 5-leaf progressive-rate rear springs.

- B.** ☐ Argent rear step bumper.

Free Wheeling Packages

- ☐ Free Wheeling "A" includes: black-painted GT bar and push bar.
- ☐ Free Wheeling "B" includes

Package "A" plus: cast aluminum wheels (4), RWL 70 series tires (5), and three-color accent tape stripe.

Performance

- ☐ 2.3 liter engine.
- C.** ☐ 5-spd. manual overdrive transmission.
- D.** ☐ Automatic transmission.

Trailer Towing

- E.** ☐ Courier is rated to haul Class I trailers (up to 21 sq. ft. frontal area) with standard GVWR and optional 2.3 liter engine.

Tires and Wheels

- F.** ☐ Cast aluminum wheels (4) with RWL 70 series tires (5).
- ☐ Radial tires—195 SR x 14 WSW.

Note: Options are not necessarily available in all series or models. Some options are included, required or are not available in combination with other options.

Standard Ford Courier

The Ford Courier offers an impressive list of standard features. Power team is a 2.0 liter OHC engine with 4-speed manual transmission. Power front disc brakes. Roomy 1918-mm (6-ft.) pickup box with cargo tie-down hooks. Rugged ladder-type frame. One-hand tailgate operation. Bright front bumper. Bright hub caps. Even white sidewall tires, as shown on the standard Courier above. On the inside, Courier is equally well finished. Seats, headlining and door panels are trimmed in pleated vinyl. Seat back is hinged for easy access to behind-seat stowage area. Also included: Inside hood release. Door vent windows. Dome light. Cigarette lighter. And more.



Roomier 2210-mm (7-ft.) box.

This option on 2865-mm (113-in.) wheelbase gives you added length, more total room than Courier's standard box. 66-liter (17.5-gal.) fuel tank is included with 2210-mm (7-ft.) box.



Standard Courier interior.

Color-keyed all-vinyl trim is available in red, black, blue or tan. Well-appointed interior is roomy and comfortable.

Ford Courier Specifications

Engine	
Type	4-cylinder, OHC
Displacement	2.0 liter
Compression Ratio	8.6 to 1
Fuel Tank	SWB—57 liter (15 gal.) LWB—66 liter (17½ gal.)
Electrical System	12 volt
Battery	45 amp-hr.
Alternator	35 amp.
Transmission	4-speed manual
Clutch Diameter	215 mm (8.46 in.) (hydraulic actuation)
Power Brakes	Disc front drum rear
Steering	Variable ratio
Turning Diameter	SWB—39.4 ft. (curb to curb)
Suspension	LWB—41.3 ft.
Front	Independent type with coil springs and stabilizer bar
Rear	6-leaf progressive-rate springs
Shock Absorbers	Double acting (front and rear)
Axle, Front (rating)	839 kg (1,850 lb.)

Axle, Rear (rating)	1,148 kg (2,530 lb.)
Ratio	3.31 to 1 (with opt. 2.3L)
Frame	Ladder type, box section
Tires, Five Truck-Type	6.00 x 14 C WSW (tubeless)

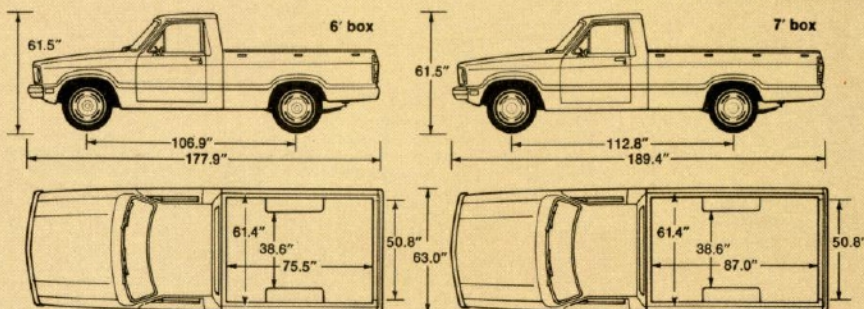
FORD COURIER PICKUP LOAD CHART

	Std.	Opt. Soft Ride
Suspension	635 kg (1,400 lb.)	408 kg (900 lb.)
Payload*	1,859 kg (4,100 lb.)	1,632 kg (3,600 lb.)
GVWR (kg)	909 kg (2,000 lb.)†	NR
Max. Trailer Wt.	2,268 kg (5,000 lb.)†	NR
Gross Com- bined Wt.	YES	NO
Camper Capability		

*NR = Not Recommended.

†Including driver, passengers, cargo and equipment.

‡Requires optional 2.3L engine.



Pickup box dimensions shown at floor.

Ford Courier Chassis-Cab

model lets you add a second unit body of up to 318 kg (700 lb.). The completed vehicle may have a frontal area of up to 29 sq. ft. Available with 4-speed manual


transmission and 1859-kg (4100-lb.) GVWR only, and requires optional 2.3L engine.

Available in short or long wheelbase.

Extended Service Plan

Ford Motor Company's optional Extended Service Plan covers certain selected components on new Ford Couriers for a period longer than the vehicles' basic warranties. The cost is surprisingly moderate for the protection you get. Ask your Ford Dealer for more information about the plan.

Ask your Dealer about Ford's anti-corrosion warranty.



TESTED TOUGH

Replacement Parts

Be sure to specify genuine Ford-approved Motorcraft parts from your Ford Dealer.

Specifications, descriptions and illustrative material contained herein were as accurate as known at the time this publication was approved for printing. Ford Division reserves the right to discontinue models or options at any time or change specifications, equipment or design without notice and without incurring obligation. All options and accessories illustrated or referred to as optional or available are at extra cost. Complete price and specification information is available at selected Ford Dealers.

Buy or lease a new Ford Courier— a great choice either way!



FORD COURIER

FORD DIVISION

