

1986 FORD CLUB WAGON

Best-Built American Trucks—Built Ford Tough



Ford Club Wagon for 1986



Club Wagon XLT offers numerous top-of-the-line comfort, convenience and appearance features including dual reclining Captain's Chairs and lower bodyside accent paint.



Club Wagon XL, the standard Club Wagon, combines traditional full-size room and comfort with a long list of standard equipment items.



Super Wagon XL, the ultimate people mover, is ideal for van pooling or a variety of tasks with seating for up to 15.

Ford Club Wagon...from the maker of the best-built American trucks.

A 1985 survey of owners has established that Ford makes the best-built American trucks. This is based on an average of problems reported by owners in the prior six months on 1981-84 models of all trucks designed and built in the United States. Proof again that, at Ford...Quality is Job 1.


Contents

Ford Club Wagon Environment	4-5
Ford Club Wagon XLT	6
Ford Club Wagon XL	7
Trailer Towing and Van Pooling	8
Specifications and Dimensions	9
Ford Performance	10-11
Preferred Equipment Packages	12-13
Options and Colors	14-15
Safety and Owner Information	16-17

Some equipment shown on these pages may be optional. See options list on page 15.



Ford Club Wagon Environment



Club Wagon: full-size comfort

When you step inside a Ford Club Wagon, you'll find an interior compartment designed with comfort and convenience foremost in mind. There's plenty of room to stretch out, along with plenty of space for what you'd bring with you on a long vacation. And, most important of all, driving or riding in a Club Wagon is a comfortable experience. The seats are designed for support. The instruments and controls are arranged for driver convenience.

A size that's right for you

Club Wagon offers two choices on its 138" wheel-base: the regular Club Wagon (E-150/250) and the Super Wagon (E-350) which provides 20 more inches of inside length.

A wide choice of seating capacities: a versatile people mover

With standard front bucket seats and rear bench seat, the E-150 Club Wagon seats five—just right for the average-sized family—and can move up in capacity to seven or eight. The E-250 accommodates 11 or 12 people. And the E-350 Super Wagon can handle 12 or 15 passengers. For van pooling, Club Wagon cannot be surpassed for roominess.



The combination rear seat/bed option, available in the E-150 XLT model, can be used as either a 3-passenger bench seat or a large 62" x 72" bed.

Club Wagon design benefits

Club Wagon's forward location of the engine and front wheelhousings provides important benefits. There's over a foot of clearance between the engine cover and each front seat for convenient walk-through access to the rear. Entering or leaving by the front doors is also easier. The angle of the steering wheel is low, for carlike driving convenience. And all 3-passenger rear bench seats have a "quick release" feature for easy cargo/passenger versatility.

Driver convenience

Club Wagon's driver's seat provides five inches of fore and aft adjustment for a range of comfortable seating positions. The seats feature full foam cushions for back and thigh support and comfort. The steering wheel has a full-width horn pad on the spokes. Front door vent windows help regulate ventilation. Molded into the engine cover are the handy ashtray and pockets designed for carrying common travel items. These conveniences and more are standard in Club Wagon.

E-150 Club Wagon XLT interior with optional Quad Captain's Chairs in Regatta Blue. Some equipment shown on these pages may be optional. See options list on page 15.



Ford Club Wagon XLT

The top-of-the-line Club Wagon

Club Wagon XLT adds an impressive list of appearance and convenience features to the spacious comfort that's yours in every Club Wagon. Outside, XLT features a chrome grille, chrome bumpers with black rub strip, deluxe wheel covers, lower bodyside moldings and lower bodyside accent paint. Inside, the reclining front Captain's Chairs and rear bench seat are upholstered in cloth and vinyl. The full-length cloth headliner is color-keyed, as are the sun visors. And XLT is equipped with an electronic digital clock, headlights-on alert chime, dual beam/dome map light and underhood light. There is also a handy right-hand visor mirror.

Some equipment shown on these pages may be optional. See options list on page 15.



Ford Club Wagon XL

The well-equipped XL

The Club Wagon XL comes with an AM radio (may be deleted for credit), interval windshield wipers, courtesy light switches on all doors (a 3-way switch on the rear dome lamp), tinted glass, inside hood release, ammeter and oil pressure gauges, a high-output heater, rear door positioners and premium vinyl seat trim. There are stepwell pads on the front doors and sliding side door, as well as a seat belt reminder chime.

On the outside, bright low-mount swingaway mirrors and bright bumpers and window moldings are included. Interior trim: color-keyed front, side and rear door trim panels, color-keyed carpeting, front door map pockets and more.

The Trim Credit Option deletes the front door trim panels, the side and rear trim panels and garnish moldings, and includes a black insulated floor mat and argent bumpers.



Trailer Towing and Van Pooling



Tough towing capability

Club Wagon can be equipped to tow big Class IV trailers due to its body-on-frame construction and the muscle supplied by either the 7.5L gas or 6.9L diesel V-8 engines in the E-250/350 series. GCWRs with the 6.9L diesel go as high as 14,000 pounds, and up to 18,500 pounds with the 7.5L gas V-8. The maximum gross trailer weight rating with the 6.9L diesel is 8,100 pounds, and 10,000 pounds with the 7.5L gas V-8. The GCWR for the 5.8L HO V-8 engine has been boosted to 13,500 pounds for 1986.

Trailer Towing Package

Equips Club Wagon for tough towing. Includes super engine cooling, auxiliary transmission oil cooler, trailer wiring harness, heavy-duty turn signal flasher (engine oil cooler and electric fuel pump with 7.5L engine), front stabilizer bar, heavy-duty front springs, and heavy-duty front and rear shock absorbers on E-150/250. See your dealer for applicability.

The Van Pooling King

For van pooling, Club Wagon models offer a range of seating capacities: 5, 7, 8, 11, 12, even 15 in the E-350 Super Wagon.

In addition, Club Wagon offers an optional dual fuel tank capacity of 41.4 gallons for long intervals between stops at the pump, especially appreciated on trips.

Some equipment shown may be optional. See options list on page 15.



Ford Club Wagon Specifications

In the preceding pages, we've shown you the selection of attractive trim levels available with Club Wagon. Now, beginning with this page, we want to acquaint you with the technical side of Club Wagon—the facts and figures that add up to one tough truck.

SPECIFICATIONS

Equipment	E-150	E-250/350
Steering	Power	Power
Brakes	Power	Power
Fuel tank (gal.)		23.4 (88.6L)
Dual tank cap. (Optional)		41.4 (156.7L)
Battery (amp-hr.)	71	71 (dual 83 w/diesel)
Alternator (amp.)	60	60
Tires	(5) All-season P235/75R-15XL	(5) Highway LT215/85R-16E (E-250) (5) Highway LT235/85R-16E (E-350)
Optional tires	White Sidewalls	—
Wheels	(5) 5-hole 15x6.0 JK	(5) 8-hole 16x6.0 K

POWERTEAMS

Engines	Transmissions	E-150	E-250/350
4.9L I-6	4-speed manual OD SelectShift automatic Automatic Overdrive	Std. Opt. Opt.	NA Std. ⁽¹⁾ NA
5.0L EFI V-8	Automatic Overdrive	Opt.	NA
5.8L HO V-8	SelectShift automatic	Opt. ⁽¹⁾	Opt. ⁽¹⁾
7.5L V-8	SelectShift automatic	NA	Opt. ⁽²⁾
6.9L diesel V-8	SelectShift automatic	NA	Opt.

⁽¹⁾Not available in California. ⁽²⁾Minimum required in California.

SEATING CAPACITIES


	Club Wagon E-150						Club Wagon E-250				Super Wagon E-350				
Passengers	5*	5	7	7	8	8	8	11	11	12*	12	12	12	15*	15
Std. Front Buckets	•				•			•		•		•		•	
Dual Captain's Chairs		•				•	•		•	•			•		•
Quad Captain's Chairs			•	•											
3-Pass. Rear Bench (1st)	•	•	•		•	•	•	•	•	•	•	•	•	•	•
3-Pass. Rear Bench (2nd)					•	•		•	•	•	•	•	•	•	•
3-Pass. Rear Bench (3rd)								•	•					•	•
3-Pass. Seat/ Bed				•		•									
4-Pass. Rear Bench									•	•	•	•	•	•	•

*Standard seating arrangement.

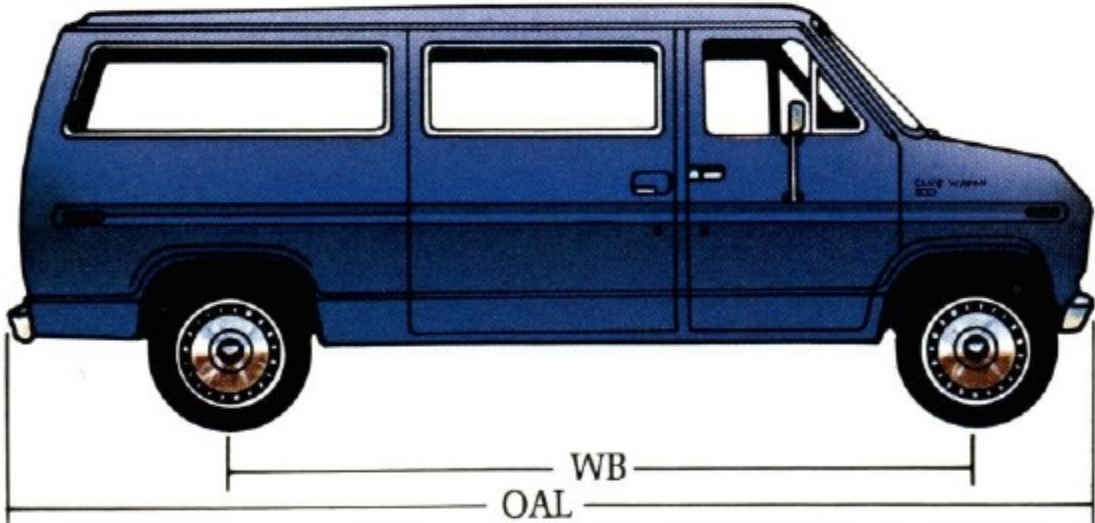
DIMENSIONS

Interior				
Head Room (in.)		5-Passenger Wagon		
Front		41.5		
Rear		40.0		
Hip Room (in.)				
Front bucket seat width (XL series)		21.0		
3-passenger rear bench seat		55.7		
Shoulder Room (in.)				
Rear—LH wall to RH side door		69.3		
Cargo Area				
Wheelbase (in.)	Height (in.) (floor to roof)	Length (in.) (seat to rear door)		
138	53.9	112.0* 78.4**		
138 Super Wagon	53.9	132.0* 35.6†		
Exterior				
Series	Wheelbase (in.) WB	Tread (in.) front/rear TW	Overall length (in.) OAL	Maximum height (in.) OAH
E-150	138	69.4/67.0	206.8	80.8
E-250	138	68.4/66.0	206.8	83.5
E-350 Super Wagon	138	68.4/66.0	226.8	84.1

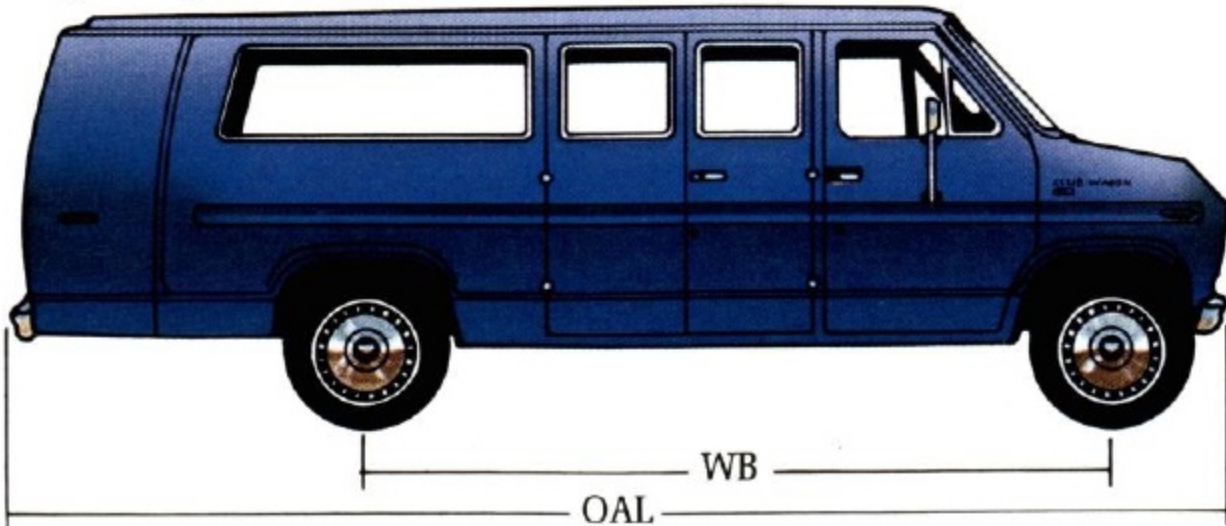
*Front driver's seat to rear door. **Standard rear bench seat (5-pass. E-150 wagon) to rear door. 14.0" in E-250 with standard third bench seat (12-pass. wagon) to rear door. †Standard third bench seat to rear door.



E-150/250




E-350 Super Wagon



Ford Performance



The 7.5L gas engine, Ford's largest V-8, has an 18,500-lb. GCWR for trailer towing.



Club Wagon's standard 4.9L I-6 is the largest 6-cylinder engine in the industry.



The "out front" design of Club Wagon puts 28 service items within easy reach under the mini hood.



Club Wagon offers the advantage of Twin-I-Beam independent front suspension.



Ford is America's truck

Ford has been first in total truck sales for the past 16 years.* There are many reasons why and performance is certainly at the top of the list. On these pages are some of the performance features that make Ford America's truck.

*Based on cumulative R. L. Polk & Company registrations from 1969 through May 1985.

Performance with efficiency

Ford Club Wagon offers a range of powerful and efficient engines to suit the kind of driving you do. In addition to the standard high-torque Six, three gasoline V-8s are available, as well as the 6.9L diesel V-8. And every engine features Ford's viscous-type fan clutch, which engages the fan only when necessary to save both power and fuel.

Standard 6-cylinder power

Club Wagon's standard 4.9L I-6 engine combines high-torque capability with fuel efficiency. It's the largest 6-cylinder engine in the industry and has the most torque. In the E-150 series, a 4-speed manual overdrive transmission is standard, providing excellent highway fuel economy.

Powerful gasoline V-8s up to 7.5 liters

Club Wagon's three muscular V-8 gas engines begin with the 5.0L, now equipped with electronic fuel injection. EFI provides several advantages over a conventional carburetor. The major advantage is a more efficient use of fuel, along with improved overall operation, smooth running and easier starting. This improved engine has 23% more horsepower and 10% more torque than the 2V version it replaces.** It's available with the E-150 Club Wagon.

Next is the 5.8L 4V High Output V-8, the most powerful mid-size V-8 available, which gives Club Wagon a 13,500-lb. GCWR for trailer towing with the 4.10 axle ratio. The largest and most powerful of the gas-powered V-8s, the 7.5L engine has a GCWR of 18,500 pounds and a gross trailer weight rating of 10,000 pounds.

"True diesel" performance

Club Wagon's 6.9L V-8 diesel is a true truck diesel. It's the largest and most powerful diesel available in wagons today. The 6.9L diesel has a 14,000-lb. GCWR for trailer towing and a gross trailer weight rating of 8,100 pounds with E-250 models.

**Horsepower and torque ratings adjusted to SAE standard J1349.

The Automatic Overdrive transmission

Ford's innovative Automatic Overdrive transmission (AOD) is optional with E-150 Wagons. In overdrive 4th gear, torque is transmitted by way of direct (100%) mechanical linkup which eliminates power-wasting hydraulic slippage. In overdrive, engine rpm are cut by one-third for decreased fuel consumption and reduced engine wear.

Gas mileage

1986 EPA mileage estimates were not available at the time this catalog was approved for printing. As soon as EPA figures are released, your Ford Dealer will be among the first to receive this information and will be happy to pass it along to you.

Equipped for the road

Club Wagon comes equipped for pleasurable, capable driving. Power steering, power brakes and all-season P-metric steel-belted radials (LT-metric with E-250/350) are standard, along with a suspension system designed for riding comfort.

Twin-I-Beam independent front suspension

The Ford Twin-I-Beam independent front suspension is designed for both ruggedness and ride. Each wheel has its own forged I-beam axle and separate big coil spring. This means each wheel steps over bumps independently for a smooth ride.

Gas-pressurized shock absorbers

E-150 Club Wagons now include gas-pressurized shock absorbers, the same type found on some expensive luxury cars. A low-pressure charge of inert nitrogen gas suppresses foaming of the hydraulic fluid due to rapid bumps or similar agitation. This means the ride is smooth under normal circumstances, yet firm enough for rough road conditions.

Solid body-on-frame construction

Body-on-frame construction is a Ford exclusive. The parallel ladder-type frame has full-length side rails with a minimum yield strength of 36,000 pounds per square inch (psi) and heavy-gauge channel sidemembers with up to seven crossmembers. And for comfort, strategically positioned rubber mounts help keep noise and harsh vibrations from the interior compartment.

Computer-selected GVWR

When you buy a Club Wagon, you need not be concerned about matching the GVWR to the weight load intended for the vehicle. A computer does it for you. Just choose the series, passenger capacity and optional equipment desired, and the computer selects the proper suspension components for the GVW rating that matches the vehicle you're ordering.

Optional handling package

For added capability, you can order any Club Wagon model with the optional handling package. It includes heavy-duty front springs, heavy-duty front and rear shock absorbers with freon bags (E-150), heavy-duty front and rear shock absorbers (E-250), and front stabilizer bar.

See for yourself what "Built Ford Tough" means

Whatever your trucking needs—work vehicle, pleasure vehicle or a combination of the two—your Ford Dealer can fit them to a "T." And you'll have a rugged performer in America's truck—the one that's built Ford Tough!

Some equipment shown on these pages may be optional. See options list on page 15.

A Well-Equipped Club Wagon

The Club Wagon XLT pictured below illustrates the high level of standard equipment in this series. Included is Preferred Equipment Package 704A with the kinds of features that have proven popular with many wagon buyers.

Club Wagon XLT (with Preferred Equipment Package 704A):

- Twin-I-Beam independent front suspension
- Gas-pressurized shock absorbers (E-150)
- Rectangular halogen headlights
- ECC-IV solid state computer engine controls (E-150)
- Interval windshield wipers
- Courtesy light switches on all doors (a 3-way switch on the rear dome lamp)
- Tinted glass
- Inside hood release
- Ammeter and oil pressure gauges
- High-output heater
- Rear door positioners, latch and lock
- Seat belt reminder chime
- Stepwell pads for front doors and side door
- Color-keyed door trim panels with leather-tone inserts
- Full-length color-keyed carpeting
- Front door panel map pockets
- Bright low-mount swingaway mirrors
- Bright bumpers and window moldings
- XLT trim
- P235/75Rx15XL BSW all-season tires
- Auxiliary fuel tank
- Speed control/tilt steering wheel
- Electronic AM/FM stereo search radio
- Air conditioning
- Privacy glass
- Power windows and door locks (Optional Deluxe Two-Tone paint and 8-passenger seating are also shown)



Preferred Equipment Packages

Ordering your Club Wagon is easy with Preferred Equipment Packages. Here's how it works: (1) Choose your series (E-150, E-250 or E-350). (2) Choose your trim level (XL or XLT). (3) Select the Preferred Equipment Package with the features you want. (4) Select additional options (see page 15). Contents of Preferred Equipment Packages are subject to change. For the latest information, consult your Ford Dealer.



CLUB WAGON XL	PREFERRED EQUIPMENT PACKAGES						
	E-150			E-250		E-350	
	700A	701A	702A	710A	711A	720A	721A
5-Passenger seating	•	•	•				
12-Passenger seating				•	•		
15-Passenger seating						•	•
P235/75Rx15XL BSW all-season tires	•	•	•				
LT215/85Rx16E BSW tires				•	•		
LT235/85Rx16E BSW tires						•	•
Light and Convenience Group ⁽¹⁾		•	•		•		•
Auxiliary fuel tank			•				
Speed control/tilt steering wheel			•				

CLUB WAGON XLT	PREFERRED EQUIPMENT PACKAGES						
	E-150			E-250		E-350	
	703A	704A	705A	712A	713A	722A	723A
5-Passenger seating (Dual Captain's Chairs)	•	•					
7-Passenger seating (Quad Captain's Chairs)			•				
12-Passenger seating (Dual Captain's Chairs)				•	•		
15-Passenger seating (Dual Captain's Chairs)						•	•
P235/75Rx15XL BSW all-season tires	•	•	•				
LT215/85Rx16E BSW tires				•			
LT235/85Rx16E BSW tires						•	•
Auxiliary fuel tank		•	•				•
Speed control/tilt steering wheel	•	•	•		•		•
Electronic AM/FM stereo search radio	•	•	•		•		•
Air conditioning		•	•		•		•
Privacy glass		•	•				
Power windows and door locks		•	•				

⁽¹⁾Includes dual beam dome/map light, "headlights-on" alert chime and underhood light.

Ford Club Wagon Options

In addition to the Preferred Equipment Packages, Club Wagon offers a range of individual options which enable you to equip your vehicle even more to your exact needs. Options and their availability are subject to change during the year. Your Ford Dealer can advise you of current status.

Electronic AM/FM stereo sound system with cassette tape player

Among the features of this state-of-the-art electronic stereo system (A, right) are Dolby® noise reduction, seek tuning that selects the next listenable station either up or down scale, scan tuning that auditions stations for up to 8 seconds, and "program search" that locates the beginning of the next or previous selection on the cassette tape. Also, left/right balance and front/rear fader controls.

Hinged side cargo door




Club Wagon comes standard with a sliding side cargo door. If you choose, however, you may specify the hinged side cargo door which swings out to open. It's a no-extra-cost option.

Tilt steering wheel and speed control


Two popular options in one (D, right). The tilt wheel adjusts for the most comfortable driving position, facilitates entry and exit. Speed controls are within easy reach on the deluxe steering wheel and include a "resume" feature.

Light and Convenience Group

The Light and Convenience Group contains those appreciated "extras." Included is a front compartment dual beam dome/map light, a handy underhood light, and a pleasant "headlamps on" reminder chime.



Illustrated options: (A) Electronic AM/FM stereo search radio with cassette tape player (B) Auxiliary fuel tank (C) Outside spare tire carrier (D) Speed control/tilt steering wheel (E) Chrome rear step bumper (F) Deluxe wheel covers (G) Sport wheel covers (E-150)



Options Availability

Once you've chosen the model and Preferred Equipment Package you desire, you may want to add optional equipment. Find your Preferred

Equipment Package number below, then choose from the options listed under it. Some options may be subject to ordering restrictions.

CLUB WAGON XL	E-150			E-250		E-350	
	700A	701A	702A	710A	711A	720A	721A
8-Passenger seating	■	■	■				
8-Passenger seating (Dual Captain's Chairs)		■	■				
11-Passenger seating				■	■		
12-Passenger seating				●	●	■	■
12-Passenger seating (Dual Captain's Chairs)					■		■
15-Passenger seating (Dual Captain's Chairs)							■
Air conditioning	■	■	■	■	■	■	■
High-capacity air conditioning/auxiliary heater	■	■	■	■	■	■	■
Chrome rear step bumper		■	■		■		■
Hinged side cargo door	■	■	■	■	■	■	■
Floor mat in lieu of carpet	■	■	■	■	■	■	■
Auxiliary fuel tank	■	■	●	■	■	■	■
Privacy glass		■	■		■		■
Handling Package (see page 11)	■	■	■	■	■	■	■
Auxiliary heater		■	■	■	■	■	■
Engine block heater	■	■	■	■	■	■	■
Deluxe Insulation Package	■	■	■	■	■	■	■
Deluxe two-tone paint		■	■		■		■
Power door locks and windows		■	■		■		■
Outside spare tire carrier		■	■				
Speed control/tilt steering wheel	■	■	●	■	■	■	■
Trailer Towing Package	■	■	■	■	■	■	■
Trim credit option (see page 7)	■			■		■	
Deluxe wheel covers	■	■	■	■	■	■	■
Sport wheel covers			■				
Electronic AM/FM stereo search radio	■	■	■	■	■	■	■
Electronic AM/FM stereo search radio with cassette tape	■	■	■		■		■
Radio credit option	■	■	■	■	■	■	■

CLUB WAGON XLT	E-150			E-250		E-350	
	703A	704A	705A	712A	713A	722A	723A
8-Passenger seating (Dual Captain's Chairs)	■	■					
8-Passenger seating (Dual Captain's Chairs, Seat/Bed)	■	■					
7-Passenger seating (Quad Captain's Chairs, Seat/Bed)			■				
11-Passenger seating (Dual Captain's Chairs)				■	■		
12-Passenger seating (Dual Captain's Chairs)				●	●	■	■
Air conditioning	■	●	●	■	●	■	●
High-capacity air conditioning/auxiliary heater	■	■	■	■	■	■	■
Chrome rear step bumper	■	■	■	■	■	■	■
Hinged side cargo door	■	■	■	■	■	■	■
Auxiliary fuel tank	■	●	●	■	●	■	●
Privacy glass	■	●	●	■	■	■	■
Handling Package (see page 11)	■	■	■	■	■	■	■
Auxiliary heater	■	■	■	■	■	■	■
Engine block heater	■	■	■	■	■	■	■
Deluxe Insulation Package	■	■	■	■	■	■	■
Deluxe two-tone paint	■	■	■	■	■	■	■
Power door locks and windows	■	●	●	■	■	■	■
Outside spare tire carrier	■	■	■				
Speed control/tilt steering wheel	●	●	●	■	●	■	●
Trailer Towing Package	■	■	■	■	■	■	■
Sport wheel covers	■	■	■				
Electronic AM/FM stereo search radio	●	●	●	■	●	■	●
Electronic AM/FM stereo search radio with cassette tape	■	■	■	■	■	■	■
Premium sound system	■	■	■				
Radio credit option				■		■	


■ = Optional equipment ● = Standard equipment

Exterior Colors




Printed colors are at best only representative of the originals. Your Ford Dealer can show you actual samples of paint colors as well as interior trim materials.

Two-Tones



Deluxe Two-Tone paint: Accent color is applied on the roof and between the two-color accent tape stripe and the lower bodyside molding.



XLT Lower Accent Paint Treatment
■ Body Color ■ Accent Color

Safety and Owner Information



Ford Motor Company strongly encourages all passengers to use their safety belts. In all Ford trucks, outboard front seat lap and shoulder belts have automatic retractors and comfort regulators. Outboard rear seat positions also have lap belts with retractors. Ford urges the use of child and infant restraints as required in all states. Ford's easy-to-install Tot-Guard (for children 20 to 50 pounds) and Infant Carrier (for children up to 20 pounds) are available at all Ford Dealers. If a child restraint requires a top-tether, Ford trucks provide for special anchorages.

Ford Lifeguard Design Safety Features

Vehicle operation

- Safety rim wheels and load-rated tires
- Split service hydraulic brake system with warning light
- Corrosion-resistant brake lines
- Turn indicator with lane-changing signal feature
- Hazard warning flasher
- Backup lights
- Side marker lights
- Parking lamps coupled with headlamps
- Two-speed windshield wipers
- Windshield washers
- Outside rearview mirrors
- Glare-reduced instrument panel, windshield wiper arms and windshield pillars
- Uniform transmission shift quadrant with safety starting switch (on all vehicles equipped with automatic transmissions)
- Continuously variable control illumination intensity (instrument panel lighting)
- Safety hood latch system
- Function-rated windshield defroster system

Occupant protection

- Safety-designed front end structure
- Safety-designed roof structure
- Two position safety door latches
- Integral lap and shoulder belts with automatic retractors for occupants of front seats
- Positive seat belt fastening reminder warning light and buzzer for the driver's seat
- Lap belts for all rear seating positions with retractors for rear outboard occupants
- Energy-absorbing steering column and steering wheel
- Energy-absorbing armrests and safety-designed door handles
- Energy-absorbing instrument panel with padding
- Energy-absorbing sun visors
- Energy-absorbing front seat back tops
- Safety glove box latch
- Inside yieldaway rearview mirror
- Impact-absorbing laminated safety glass windshield
- Flame resistant interior materials
- Safety-designed radio control knobs and push buttons

"Ask your Ford Dealer"

Following publication of this catalog, certain changes in standard equipment, options, prices and the like, or product delays, may have occurred which would not be included in these pages. Your Ford Dealer is your best source for up-to-date information.



Participating Ford Dealers are now offering the Lifetime Service Guarantee, which guarantees their work on your Ford vehicle for as long as you own it. This means that the covered repair is paid for once—and never again. If it ever has to be fixed again, the repairing dealer will fix it free. Free parts. Free labor. Even if the truck is kept a lifetime. It doesn't matter where it was purchased, or whether it's new or used; the work is still covered by the repairing dealer. This limited warranty covers vehicles in normal use. Items not covered are routine maintenance parts, belts, hoses, sheet metal, and upholstery. Ask to see this guarantee when you visit your participating Ford Dealer.



The Ford Extended Service Plan covers major components on new Ford cars and light trucks for longer than the vehicle's basic warranty. The cost of this added protection is so moderate that it could pay for itself the first time you need it. Your Ford Dealer has full details.



Genuine Ford and Motorcraft original equipment replacement parts meet the same high standards as those installed in production. They are your best assurance of quality and long-term satisfaction.

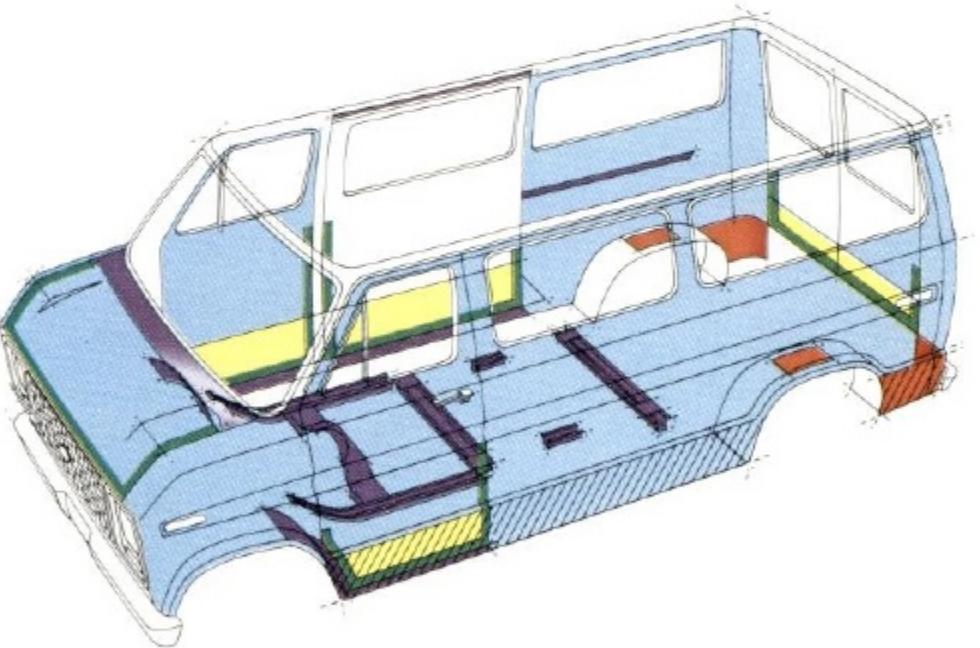
Scheduled maintenance

Here are some examples of scheduled maintenance intervals for the E-150 with popular 4.9L I-6 engine. For complete maintenance recommendations, refer to the Club Wagon Owner Guide.

Engine oil change	each 7,500 miles
Spark plug change	each 30,000 miles
Air filter replacement	each 30,000 miles
Engine coolant replacement	each 30,000 miles or 3 years

Special quality steps: Corrosion protection

Ford takes tough measures to protect its trucks against the damaging effects of corrosion. Galvanized steel is used for important underbody and structural parts. Pre-coated steel, featuring corrosion inhibitors, is also used in major body panels. Special treatments are applied to selected areas of the body structure.



- Hem flange sealer
- Zinc-coated metal
- Aluminum-filled wax
- Sprayable vinyl sealer
- Galvanized steel
- Urethane Spray

Ford-paid repair programs after the warranty period

Sometimes Ford offers adjustment programs to pay all or part of the cost of certain repairs. These programs are intended to assist owners and are in addition to the warranty or to required recalls. Ask Ford or your dealer about such programs relating to your Ford or Lincoln-Mercury vehicle. To get copies of any adjustment program for your vehicle or the vehicle of interest to you: Call Ford toll-free at 1-800-241-3673. Alaska/Hawaii call 1-800-241-3711 and in Georgia call 1-800-282-0959.

Or write Ford at:

Ford Customer Information System
Post Office Box 95427
Atlanta, Georgia 30347

We'll need your name and address; year, make and model vehicle, as well as engine size; and whether you have a manual or automatic transmission.

Technical service bulletins

All vehicles need repairs during their lifetime. Sometimes Ford issues technical service bulletins (TSBs) and easy-to-read explanations describing unusual engine or transmission conditions which may lead to costly repairs, the recommended repairs, and new repair procedures. Often a repair now can prevent a more serious repair later. Ask Ford or your dealer for any such TSBs and explanations relating to your Ford or Lincoln-Mercury vehicle.

To get copies of these technical service bulletins and explanations for your vehicle or the vehicle of interest to you: Call Ford toll-free at 1-800-241-3673. Alaska/Hawaii call 1-800-241-3711 and in Georgia call 1-800-282-0959.

Or write Ford at:

Ford Customer Information System
Post Office Box 95427
Atlanta, Georgia 30347

We'll need your name and address; year, make and model vehicle, as well as engine size; and whether you have a manual or automatic transmission.

Options availability

Options shown or described in this catalog are available at extra cost and may be offered only in combination with other options or subject to additional ordering requirements or limitations.

Product changes

Ford Division reserves the right to change product specifications at any time without incurring obligations. It is important to note also that some of the items shown on vehicles in this publication are available through retail organizations and establishments not connected with Ford Motor Company. Availability, price, quality and durability of these items rest solely with the respective manufacturers and their sales organizations, and Ford assumes no responsibility for their use.

Buy or lease a new Ford Club Wagon



FORD CLUB WAGON

