

1986 FORD RANGER

Best-Built American Trucks—Built Ford Tough



Ford Ranger for 1986



New Ranger SuperCab adds a new dimension to the Ranger lineup for 1986. More cab length. More standard features. More of what you need in a compact pickup.



Ranger Regular Cab has a wide, roomy cab and a 3-passenger bench seat. Plus all the built-tough features that make it a Ford Ranger.

Ford Ranger Trim Series

Ranger STX, in Regular Cab or all-new SuperCab, is sporty inside and out. And fun to drive, with standard V-6 performance and, in the Regular Cab model, a road-gripping handling suspension package.

Ranger XLT is an exclusive SuperCab trim series. XLT features V-6 power, along with deluxe appointments such as a 60/40 3-passenger split bench seat, 16-ounce carpeting and cloth upholstery.

Ranger XL, in Regular Cab model, comes with a standard V-6 engine, plus an impressive list of popular appearance and convenience items that drivers value most.

Ford Ranger with 2.3 liter engine is an economical,* compact-size pickup with rugged engineering and big payload capacity. It's available in Regular Cab and SuperCab, 4x2 and 4x4.

*See gas mileage on page 13.

Ford Ranger "S", available in 4x2 Regular Cab model, is powered by a 2.0 liter engine (2.3L in California and high altitude areas). This basic Ranger series is equipped for outstanding value.

Ford Ranger...from the maker of the best-built American trucks

A 1985 survey of owners has established that Ford makes the best-built American trucks. This is based on an average of problems reported by owners in the prior six months on 1981-84 models of all trucks designed and built in the United States. Proof again that, at Ford...Quality is Job 1.

Contents

Ford Ranger Environment	4-5
Ford Ranger STX	6
Ford Ranger XLT	7
Ford Ranger XL	8
Standard Ford Ranger and Ranger "S"	9
Ford Ranger Utility and Recreation	10-11
Ford Performance	12-13
Specifications, Dimensions and Colors	14-15
Preferred Equipment Packages	16-17
Ford Ranger Options	18-19
Safety and Owner Information	20-21



Ford Ranger Environment



New Ranger SuperCab

If you need more behind-seat space, make your Ranger the new SuperCab model. There are nearly 17 inches of additional cargo length for tools, camping or fishing gear—whatever you want to carry with you inside the cab.

SuperCab is the only extended-cab compact pickup that provides a 3-passenger 60/40 bench seat with the tip/slide design right seat track. The right portion of this seat slides forward when the seat back is folded for convenient access to the rear compartment.

Optional rear vinyl jump seats are available to make SuperCab a 5-passenger pickup. They fold up out of the way when not in use, adding to SuperCab's great versatility.

In SuperCab, Captain's Chairs are standard with STX trim, optional with XLT trim. They feature recliners, power lumbar support, and seat back map pockets.

Ranger Regular Cab

In Ford Ranger, you have the comfort of a wide, roomy cab for three passengers, with lots of head room—39.2 inches, plus 42.4 inches of leg room. Ranger's standard bench seat features a deep foam cushion on strong Flex-o-lator springs and can be adjusted a full 5½ inches forward and back.

The seat is designed to provide firm support and comfort, even over long periods on the road. The seat back is angled at a comfortable 21 degrees, and can be pulled forward with minimal effort when you need access to the space behind the seat.

In the Regular Cab with STX trim, cloth bucket seats are standard, with reclining seat backs for your individual comfort and convenience. Sport cloth bucket seats are available in STX. Or choose the cloth 60/40 split bench seat. The STX interior also includes a standard tachometer, AM/FM stereo radio, and more.

Ergonomic design convenience

Firmly and comfortably seated behind the wheel, you have before you an instrument panel that has been designed for your convenience. In Ranger, applied ergonomics provides easily readable instruments and easily reachable controls—some right at your fingertips on two column-mounted levers. And, in most Ranger trim series for 1986, you have standard ammeter, oil pressure and temperature gauges. A handy trip odometer, too.

Stereo sound systems and other great options

Ranger offers a fine selection of options that enable you to equip your Ranger to your particular driving needs.

You can order the new "Touch-Drive" electric shift transfer case with its push-button convenience in Ranger 4x4. AM/FM stereo is available with or without the cassette tape player.* Or, for the ultimate in stereo fidelity, select the electronic AM/FM stereo system with cassette player.

Ranger's list of options offers other popular features, too, such as power windows and door locks, overhead console with electronic digital clock and dual reading lamps, tilt steering wheel with speed control, and many more. For further information on Ranger options, including the special Preferred Equipment Packages, see pages 16-19.

*The Standard and XL trim series comes with a standard AM radio, which may be deleted for credit. AM/FM stereo is standard in Ranger XLT and STX.

Ranger XLT 60/40 split bench seat. Some equipment shown on these pages may be optional. See options list on page 19.



Ford Ranger STX

The sporty, fun-to-drive Ranger

If you're looking for a sporty compact pickup, get behind the wheel of a Ranger STX. You have 2.9 liters of electronically fuel-injected V-6 performance under the hood. The Regular Cab model's handling suspension, with gas-pressurized shocks and front stabilizer bar, and the P205/70Rx14SL Eagle GT RWL tires (4x2) help you straighten out tight curves. And you have the ease of standard power-assisted steering.

Outside, Ranger STX comes with Unique Accent Two-Tone paint, tinted glass, black foldaway mirrors, black grille, black bumpers and more. And inside, features such as reclining bucket seats (Captain's Chairs with power lumbar support in SuperCab) and AM/FM stereo radio.

Ranger STX is yours in a 4x2 model. Or, if you're into the thrill of rugged off-road travel, take to the hills in an STX 4x4 equipped with standard skid plates and new P215/75Rx15SL RWL off-road tires.



Ford Ranger XLT

An exclusive SuperCab trim series

Ranger XLT SuperCab is powered by a standard 2.9L V-6. And it's well-equipped with features such as cloth upholstery on the 3-passenger 60/40 front split bench seat, AM/FM stereo radio, cloth door trim panels with map pockets and carpeted lower sections, tinted pivoting vent windows, 16-ounce color-keyed carpeting, color-keyed leather-wrapped A-frame steering wheel, inside cargo cover, and more.

SuperCab adds a whole new dimension to Ford Ranger for 1986. SuperCab, on a long 125-inch wheelbase, provides nearly 17 inches of cargo length behind the front seat. Plus features standard in every SuperCab trim series: power steering, tinted glass, and cloth headliner.

SuperCab has its own options, too, including rear vinyl jump seats, flip/pivoting quarter windows and unique Clearcoat metallic paint colors.



Some equipment shown on these pages may be optional. See options list on page 19.



Ford Ranger XL

The kinds of features drivers prefer

Ranger XL, available in the Regular Cab model, is powered by a standard 2.9L V-6 engine with multi-port electronic fuel injection system. Transmission is a smooth-shifting 5-speed manual overdrive.

XL comes with deluxe-level trim. The front contoured bench seat is upholstered in knitted vinyl. Color-keyed features include the floor mat, the cloth headliner and moldings. And you get conveniences such as interval windshield wipers and the comfort of power-assisted steering. On the outside, XL has a bright front bumper with black rub strip, bright wheelip moldings and rear window insert, and deluxe wheel trim. Tinted glass is standard, too.

The 1986 Ford Ranger XL. It performs as a rugged compact pickup should, and looks great doing so—mile after mile.



Standard Ford Ranger and Ranger "S"

Outstanding value in a compact pickup

The standard 2.3L EFI Regular Cab Ranger for 1986 has more standard features: power brakes on the 4x2 model, larger P195 tires, ammeter, temperature and oil pressure gauges. A handy trip odometer, too. Other features include: interval wipers, instrument panel storage bin, lockable glove box, inside hood release, day/night rearview mirror, color-keyed seat belts with comfort regulator feature, halogen headlamps, bright grille and windshield moldings, black foldaway mirrors. And there's the new SuperCab with even more standard features.

If you want really outstanding value, choose the Ranger "S" regular cab with 2.0 liter engine (2.3L EFI in California and high altitude areas) plus an adjusted equipment list with features such as manual steering and brakes, P185/75R14SL all-season steel-belted radial tires. And, Ranger "S" has a low sticker price that's hard to beat.



Some equipment shown on these pages may be optional. See options list on page 19.

Ford Ranger Utility and Recreation



Built tough for the hard jobs

On the job is where Ranger's engineering proves its great value. The Standard Ranger series powered by the 2.3 liter EFI engine and equipped with optional Payload Package #2 will easily handle payloads up to 1,610 pounds.

Ranger can handle so much because it's built Ford Tough. The cab, hood, roof, doors and all-welded pickup box feature double-wall construction. The frame is the rugged ladder-type design with a special corrosion-resistant treatment.

What's more, special material support pockets are built into the pickup box inner side panels. When two 2"x6" boards are laid across, Ranger will take up to 500 pounds of 4'x8' panels flat with the tailgate lowered. And to help hold the load securely in place, four stake pockets with rope-ties are provided. Should you need to remove the tailgate, it's done very easily. And Ranger's pickup box has integral load floor skid strips.

Ranger Chassis-Cab

For specialized applications, Ranger 4x2 Chassis-Cab can be outfitted with a variety of aftermarket bodies. Ranger Chassis-Cab has a 113.9-inch wheelbase and is powered by the new 2.9 liter electronically fuel-injected V-6 engine with 5-speed manual overdrive transmission. The 4-speed Automatic Overdrive transmission is also available. Maximum payload capacity is 2,215 pounds with the optional Chassis-Cab Payload Package #2. For further information, see the 1986 Ford Chassis-Cab catalog.

Ranger for recreation

A Ranger Regular Cab Pickup can tow a boat or trailer weighing up to 5,400 pounds* For towing applications, power your Ranger with the 2.9L EFI V-6 engine and A4LD Automatic Overdrive transmission, and equip it with the specified higher rear axle ratio, the Super Engine Cooling Package, and the Payload Package #2.

An optional Camper Package is available that enables you to outfit your Ranger Regular Cab pickup with an aftermarket camper.

The package includes front and rear stabilizer bars, heavy-duty gas-pressurized shock absorbers, 1,760-lb. payload package, heavy-duty front springs, P205/75Rx14SL BSW all-season steel-belted tires, and selected minimum axle ratio.

A similar Camper Package is available also for the Ranger regular cab 4x4 model. For further information regarding recommended equipment for camper applications, pick up a copy of the 1986 Ford Recreation Vehicles catalog from your Ford Dealer.

*Ranger Regular Cab towing weights (reduced by passenger and cargo weight in the towing vehicle): 5,100 lbs. for 4x2 model with 3.73 rear axle ratio; 5,400 lbs. for 4x4 model with 4.10 rear axle ratio. Towing weights are less for Ranger SuperCab models.



Some equipment shown on these pages may be optional. See options list on page 19.

Ford Performance



New "Touch-Drive" electric shift transfer case option (4x4).



New Ranger STX 4x4 SuperCab.

Ford is America's truck

Ford has been first in total truck sales for the past 16 years.* There are many reasons why, and performance is certainly at the top of the list. On these pages are some of the performance features that make Ford America's truck.

*Based on cumulative R. L. Polk & Company registrations from 1969 through May 1985.

New 2.9 liter EFI V-6 engine

A 1986 Ranger powered by the new 2.9L electronically fuel-injected V-6 engine delivers more performance than the 2.8L 2V V-6 it replaces.

This new V-6 features a multi-port electronic fuel injection (EFI) system controlled by the Ford-developed EEC-IV onboard computer. The precise amount of fuel is delivered to each cylinder's intake port as the EEC-IV computer processes by the second thousands of sensor-fed bits of information related to conditions such as throttle position, engine coolant temperature, air volume, air temperature and barometric pressure.

This advanced EFI/EEC-IV system helps provide more precise fuel distribution and more complete combustion than you would get with a conventional carburetor. The results are improved fuel economy, increased performance, plus smooth running and easy starting, even in very hot or cold temperatures.

Economical 2.3 liter EFI engine

Ranger's 2.3 liter EFI gas engine in the Standard trim series provides the power you need for most applications, plus the benefit of good fuel economy. This engine, like the 2.9L EFI V-6, is equipped with multi-port electronic fuel injection system with EEC-IV electronic engine controls.

2.3 liter turbo diesel performance

Ranger's new 2.3 liter turbo diesel engine, available in the Regular Cab model with Standard trim, delivers the high fuel economy the diesel is noted for, plus turbocharged power when you need it. This husky diesel has state-of-the-art features such as electronically controlled glow plugs which eliminate the "wait-to-start" light and time delay before start-up. It also has an in-line fuel heater, engine block heater. Extra sound insulation and a tachometer are included.

Fuel-efficient transmissions

All Ranger engines are teamed with a smooth-shifting 5-speed manual transmission for good fuel economy, especially on the highway with the overdrive 5th gear.

Ford's Automatic Overdrive transmission (A4LD) is available with the 2.3L EFI 4-cylinder engine in 4x2 models and with the 2.9L EFI V-6 engine in both 4x2 and 4x4 models. This is a 4-speed

automatic transmission with overdrive and an electronically controlled converter clutch. The converter clutch automatically engages during steady-speed operation in fourth gear and the upper range of third gear, improving fuel economy by eliminating torque converter slippage. This also provides smooth, quiet operation during highway travel.

Manual locking 4x4 hubs

For serious 4x4 enthusiasts, the standard free-running front hubs are the manual locking type. In 2-wheel drive with the hubs unlocked, the front axles and driveshaft remain motionless, reducing friction and wear. With the wheel hubs locked, you can shift "on the fly" from 2-wheel high to 4-wheel high and back to best suit your driving conditions.

With the manual locking hubs, transfer case lubrication is provided by a constant-displacement hydraulic oil pump. With the transmission and transfer case in neutral (N) and the manual locking hubs in the free position, Ranger can be towed for unlimited distances at speeds up to 55 mph. You do not have to disconnect the drive-shafts or lift the front or rear wheels off the ground. Not all 4x4 vehicles have this capability.

Some equipment shown on these pages may be optional. See options list on page 19.



Twin-Traction Beam independent front suspension (Twin-I-Beam on 4x2).

New "Touch-Drive" electric shift transfer case option (4x4)

Shifting "on the fly" from 2-wheel drive high to 4-wheel drive high and back is done with one-touch push-button ease with Ranger's new optional "Touch-Drive" electric shift transfer case—a Ford exclusive 4x4 feature available in Rangers powered by the 2.3L and 2.9L gas engines.

The "Touch-Drive" system will shift between 2-high and 4-high at any speed. And it features two special electrical interlocks designed to prevent possible powertrain damage caused by a mis-shift between 4-high and 4-low. Shifting into or out of 4-low is only possible when the vehicle is stopped or moving below 3 mph with the automatic transmission in the neutral position or with the manual transmission clutch disengaged. "Touch-Drive" also utilizes an innovative magnetic clutch that spins up the front drive system from zero to vehicle speed in milliseconds, engaging the automatic locking hubs instantly.

The "Touch-Drive" system offers other important advantages as well. You have more room for the bench seat center passenger position because there's no floor-mounted shift lever. The push-button controls (one for 2-high and 4-high, another for 4-low) are located in a convenient overhead console, which features lighted displays and dual reading lamps.

And, best of all, the "Touch-Drive" contributes to fuel efficiency because the axle shaft, driveshaft and transfer case chain are stationary in the 2-wheel-drive mode with the hub locks disengaged.

Gas mileage

1986 EPA mileage estimates were not available at the time this catalog was approved for printing. As soon as EPA figures are released, your Ford Dealer will be among the first to receive this information and will be happy to pass it along to you.

Twin I-Beam independent front suspension (4x2)

Like the full-size F-Series pickup, Ranger 4x2 features Ford's famous Twin-I-Beam independent front suspension system. Each wheel has its own forged I-beam axle and big coil spring. So it's engineered to withstand rugged use on the job, day in and day out. And the ride is smooth, because the wheels step over bumps independently.

Twin-Traction Beam independent front suspension (4x4)

Ranger 4x4's Twin-Traction Beam front suspension allows each front driving wheel to handle rough off-road conditions independently. The ride is less jarring and control is better than what you'd experience in a vehicle having a conventional front leaf spring with single axle design.

Computer-selected springs

Ranger's front coil and rear leaf springs are selected by computer so that they meet precisely the load-carrying requirements of the vehicle you order, taking into consideration the payload rating and the weight of optional equipment. The computer selects the best combination to match load-carrying ability with optimum ride characteristics.

New mud-gripping P215 off-road tires

A newly developed P215/75R15SL off-road tire is available on selected Ranger 4x4 models. In a special mud traction test, its tread design proved superior to the current all-terrain tires.

See for yourself what "Built Ford Tough" means

Whatever your trucking needs—work vehicle, pleasure vehicle or a combination of the two—your Ford Dealer can fit them to a "T." And you'll have a rugged performer in America's truck—the one that's built Ford Tough!

Ford Ranger Specifications and Dimensions

4x2 SPECIFICATIONS

		107.9" WB	113.9" WB	125" WB SuperCab
GVWR	Max.	4,260 lb. ⁽¹⁾	4,300 lb. ⁽¹⁾	4,480 lb.
Frame	Std.	Ladder-type	Ladder-type	Ladder-type
Axle, Front	Std.	2,200 lb.	2,200 lb.	2,400 lb.
Axle, Rear	Std.	2,700 lb.	2,700 lb.	2,700 lb.
	Opt.	2,700 lb. (Limited Slip)	2,700 lb. (Limited Slip)	2,700 lb. (Limited Slip)
Brakes	Std.	Power ⁽²⁾	Power ⁽²⁾	Power
Clutch Dia.	Std.	9-in. hydraulic	9-in. hydraulic	9-in. hydraulic
Engine Fan	Std.	Viscous-type	Viscous-type	Viscous-type
Electrical:	Std.	45 (maintenance-free)	45 (maintenance-free)	45 (maintenance-free)
Battery (amp-hr.)	Opt.	71 (maintenance-free)	71 (maintenance-free)	71 (maintenance-free)
Alternator	Std.	40 (60 w/AC)	40 (60 w/AC)	40 (60 w/AC)
Fuel Tank Cap.	Std.	15.2 gal.	17.0 gal.	14.5 gal.
	Opt.	—	13.0 extra gal.	13.0 extra gal.
	Comb.	—	30.0 total gal.	27.5 total gal.
Nominal Box Length	Std.	6 ft.	7 ft.	6 ft.
Shock Absorbers, Front and Rear	Std.	Dual-acting telescopic	Dual-acting telescopic	Dual-acting telescopic
	Opt.	HD gas-pressurized ⁽³⁾	HD gas-pressurized ⁽³⁾	—
Springs, Front	Std.	1,835 lb. (coil)	1,835 lb. (coil)	1,835 lb. (coil)
Springs, Rear	Std.	2,052 lb. (leaf)	2,052 lb. (leaf)	2,396 lb. (leaf)
(Combined rating @ ground)				
Stabilizer Bar	Std.	—	—	Front
	Opt.	Front/Rear ⁽³⁾	Front/Rear ⁽³⁾	—
Steering (no-lube linkage)	Std.	Manual	Manual	Power
	Opt.	Power	Power	—
Wheels: Type/Rim	Std.	5-hole, 14x5.0	5-hole, 14x5.0	5-hole, 14x5.5
Tires	Std.	5 P195/75Rx14SL ⁽⁴⁾	5 P195/75Rx14SL	5 P195/75Rx14SL
		All-season	All-season	All-season
	Opt.	Steel-belted radials in sizes to match GVWR requirements. Use adequate tires for type of service. Consult your Ford Dealer.		

⁽¹⁾4,420 lb. (107.9" WB) and 4,460 lb. (113.9" WB) available and included in optional Camper Package only.
⁽²⁾Manual brakes on Ranger "S" series. Delete option available with Standard trim.
⁽³⁾Available and included with optional Handling Package or Camper Package only. Handling Package included in STX Regular Cab series.
⁽⁴⁾4 P185/75Rx14SL all-season tires with limited-service spare on Ranger "S" series.
Note: For basic information regarding specifications of Ranger 4x2 Chassis-Cab models, consult the 1986 Ford Chassis-Cab catalog. For further information, see your Ford Dealer.

REGULAR CAB PAYLOAD PACKAGE SELECTOR

Model	Package No.	Payload*	GVWR	Tires (Minimum)
4x2 SWB	1	1,220 lb.	3,820 lb.	P195/75Rx14SL**
4x2 SWB	2 Opt.	1,610 lb.	4,260 lb.	P195/75Rx14SL
4x2 SWB	3 Opt.†	1,760 lb.	4,420 lb.	P205/75Rx14SL
4x2 LWB	1	1,220 lb.	3,860 lb.	P195/75Rx14SL
4x2 LWB	2 Opt.	1,610 lb.	4,300 lb.	P195/75Rx14SL
4x2 LWB	3 Opt.†	1,760 lb.	4,460 lb.	P205/75Rx14SL
4x4 SWB	1	1,225 lb.	4,040 lb.	P195/75Rx15SL
4x4 SWB	2 Opt.	1,635 lb.	4,480 lb.	P195/75Rx15SL
4x4 LWB	1	1,230 lb.	4,100 lb.	P195/75Rx15SL
4x4 LWB	2 Opt.	1,620 lb.	4,500 lb.	P195/75Rx15SL

SWB = short wheelbase. LWB = long wheelbase.
*Maximum allowable weight of people, cargo, body and equipment. Reduced by optional equipment weight.
†P185/75Rx14SL in Ranger "S" series, available in SWB only.
*Available and included in optional Camper Package only.
Note: For payload information on Ranger Chassis-Cab, see the 1986 Ford Chassis-Cab catalog or consult your dealer.

SUPERCAB PAYLOAD PACKAGE SELECTOR

Model	Package No.	Payload*	GVWR	Tires (Minimum)
4x2 LWB	1	1,365 lb.	4,180 lb.	P195/75Rx14SL
4x2 LWB	2 Opt.	1,600 lb.	4,480 lb.	P205/75Rx14SL**
4x4 LWB	1	1,215 lb.	4,480 lb.	P195/75Rx15SL
4x4 LWB	2 Opt.	1,625 lb.	4,740 lb.	P215/75Rx15SL**

LWB = long wheelbase.
*Maximum allowable weight of people, cargo, body and equipment. Reduced by optional equipment weight.
**Required at extra cost.

4x4 SPECIFICATIONS

		107.9" WB	113.9" WB	125" WB SuperCab
GVWR	Max.	4,480 lb.	4,500 lb.	4,740 lb.
Frame	Std.	Ladder-type	Ladder-type	Ladder-type
Axle, Front	Std.	2,750 lb.	2,750 lb.	2,750 lb.
Axle, Rear	Std.	2,700 lb.	2,700 lb.	2,700 lb.
	Opt.	2,700 lb. (Limited Slip)	2,700 lb. (Limited Slip)	2,700 lb. & 3,200 lb. (Limited Slip)
Brakes	Std.	Power	Power	Power
Clutch Dia.	Std.	9-in. hydraulic	9-in. hydraulic	9-in. hydraulic
Transfer case	Std.	2-speed, manual shift	2-speed, manual shift	2-speed, manual shift
	Opt.	"Touch-Drive" electric	"Touch-Drive" electric	"Touch-Drive" electric
Engine Fan	Std.	Viscous-type	Viscous-type	Viscous-type
Electrical:	Std.	45 (maintenance-free)	45 (maintenance-free)	45 (maintenance-free)
Battery (amp-hr.)	Opt.	71 (maintenance-free)	71 (maintenance-free)	71 (maintenance-free)
Alternator	Std.	40 (60 w/AC)	40 (60 w/AC)	40 (60 w/AC)
Fuel Tank Cap.	Std.	15.2 gal.	17.0 gal.	14.5 gal.
	Opt.	—	13.0 extra gal.	13.0 extra gal.
	Comb.	—	30.0 total gal.	27.5 total gal.
Nominal Box Length	Std.	6 ft.	7 ft.	6 ft.
Shock Absorbers, Front and Rear	Std.	HD gas-pressurized	HD gas-pressurized	HD gas-pressurized
Springs, Front	Std.	1,940 lb. (coil)	1,940 lb. (coil)	2,085 lb. (coil)
Springs, Rear	Std.	2,066 lb. (leaf)	2,066 lb. (leaf)	2,594 lb. (leaf)
(Combined rating @ ground)				
Stabilizer Bar	Std.	Front	Front	Front
	Opt.	Rear ⁽¹⁾	Rear ⁽¹⁾	—
Steering (no-lube linkage)	Std.	Power	Power	Power
Wheels: Type/Rim	Std.	5-hole, 15x5.0	5-hole, 15x5.0	5-hole, 15x5.5
	Opt.	4 cast aluminum, 15x6.0	4 cast aluminum, 15x6.0	4 cast aluminum, 15x6.0
Tires	Std.	5 P195/75Rx15SL	5 P195/75Rx15SL	5 P195/75Rx15SL
	Opt.	Steel-belted radials in sizes to match GVWR requirements. Use adequate tires for type of service. Consult your Ford Dealer.		

⁽¹⁾Available and included with optional Handling Package or Camper Package only. Handling Package included in STX Regular Cab series.

PAYLOAD PACKAGE SELECTOR FOR OPTIONAL TURBO DIESEL ENGINE (REGULAR CAB WITH STANDARD TRIM)

Model	Package No.	Payload*	GVWR	Tires (Minimum)
4x2 SWB	1	1,220 lb.	4,020 lb.	P195/75Rx14SL
4x2 SWB	2 Opt.	1,615 lb.	4,460 lb.	P195/75Rx14SL
4x2 LWB	1	1,215 lb.	4,080 lb.	P195/75Rx14SL
4x2 LWB	2 Opt.	1,595 lb.	4,500 lb.	P195/75Rx14SL
4x4 SWB	1	1,215 lb.	4,280 lb.	P195/75Rx15SL
4x4 SWB	2 Opt.	1,420 lb.	4,500 lb.	P195/75Rx15SL
4x4 LWB	1	1,220 lb.	4,340 lb.	P195/75Rx15SL
4x4 LWB	2 Opt.	1,385 lb.	4,500 lb.	P195/75Rx15SL

SWB = short wheelbase. LWB = long wheelbase.
*Maximum allowable weight of people, cargo, body and equipment. Reduced by optional equipment weight.

BASE CURB WEIGHTS (LBS.)

	4x2			4x4		
Wheelbase	Front	Rear	Total	Front	Rear	Total
107.9"	1,546	1,054	2,600	1,732	1,101	2,833
113.9"	1,568	1,070	2,638	1,762	1,127	2,889
125" SC	1,707	1,135	2,842	1,858	1,207	3,065

SC = SuperCab.
Note: For Ranger Chassis-Cab curb weights, see the 1986 Ford Chassis-Cab catalog or consult your dealer.

POWERTEAMS*

Engine	Transmission	Final Drive Ratios		
		49 States	California	High Altitude
4x2 Regular Cab 2.0L I-4	Manual 5-speed OD	3.45	—	—
	Automatic OD	3.08, 3.45, 3.73	3.08, 3.45, 3.73	3.45, 3.73
	Manual 5-speed OD	3.45, 3.73	—	—
2.3L Turbo Diesel	Manual 5-speed OD	3.08, 3.45, 3.73	3.08, 3.45, 3.73	3.45, 3.73
	Automatic OD	3.45, 3.73	3.45, 3.73	3.73
	Manual 5-speed OD	3.45, 3.73	—	—
4x2 SuperCab 2.3L I-4 EFI	Manual 5-speed OD	3.45, 3.73	3.45, 3.73	3.73
	Automatic OD	3.73, 4.10	3.73, 4.10	—
	Manual 5-speed OD	3.45, 3.73	3.45, 3.73	3.73
2.9L V-6 EFI	Manual 5-speed OD	3.45, 3.73	3.45, 3.73	3.73
	Automatic OD	3.45, 3.73	3.45, 3.73	3.73
	Manual 5-speed OD	3.45, 3.73	—	—
4x4 Regular Cab 2.3L I-4 EFI	Manual 5-speed OD	3.45, 3.73	3.45, 3.73	3.73
	Automatic OD	3.45, 3.73	3.45, 3.73	3.73
	Manual 5-speed OD	3.45, 3.73	—	—
2.3L Turbo Diesel	Manual 5-speed OD	3.45, 3.73	3.45, 3.73	3.73
	Automatic OD	3.73, 4.10	3.73, 4.10	3.73, 4.10
	Manual 5-speed OD	3.45, 3.73	3.45, 3.73	3.73
4x4 SuperCab 2.3L I-4 EFI	Manual 5-speed OD	3.45, 3.73	3.45, 3.73	3.73, 4.10
	Automatic OD	3.45, 3.73	3.45, 3.73	3.73
	Manual 5-speed OD	3.73, 4.10	3.73, 4.10	3.73, 4.10

*See your dealer for specific usage, Traction-Lok rear axle and Chassis-Cab applications.

POWERTEAM AVAILABILITY BY TRIM SERIES

Engines	Regular Cab				SuperCab		
	"S"	Std.	XL	STX	Std.	XLT	STX
2.0L	S*	—	—	—	—	—	—
2.3L EFI	—	S	—	—	S	—	—
2.3L Turbo Diesel	—	0	—	—	—	—	—
2.9L EFI V-6	—	0	S	S	0	S	S
Transmissions							
5-speed manual OD	S	S	S	S	S	S	S
Automatic OD**	—	0	0	0	0	0	0

*2.3L EFI in California and High Altitude areas.
**Not available with 2.3L turbo diesel engine or in 4x4 models with 2.3L EFI engine.
S = Standard 0 = Optional

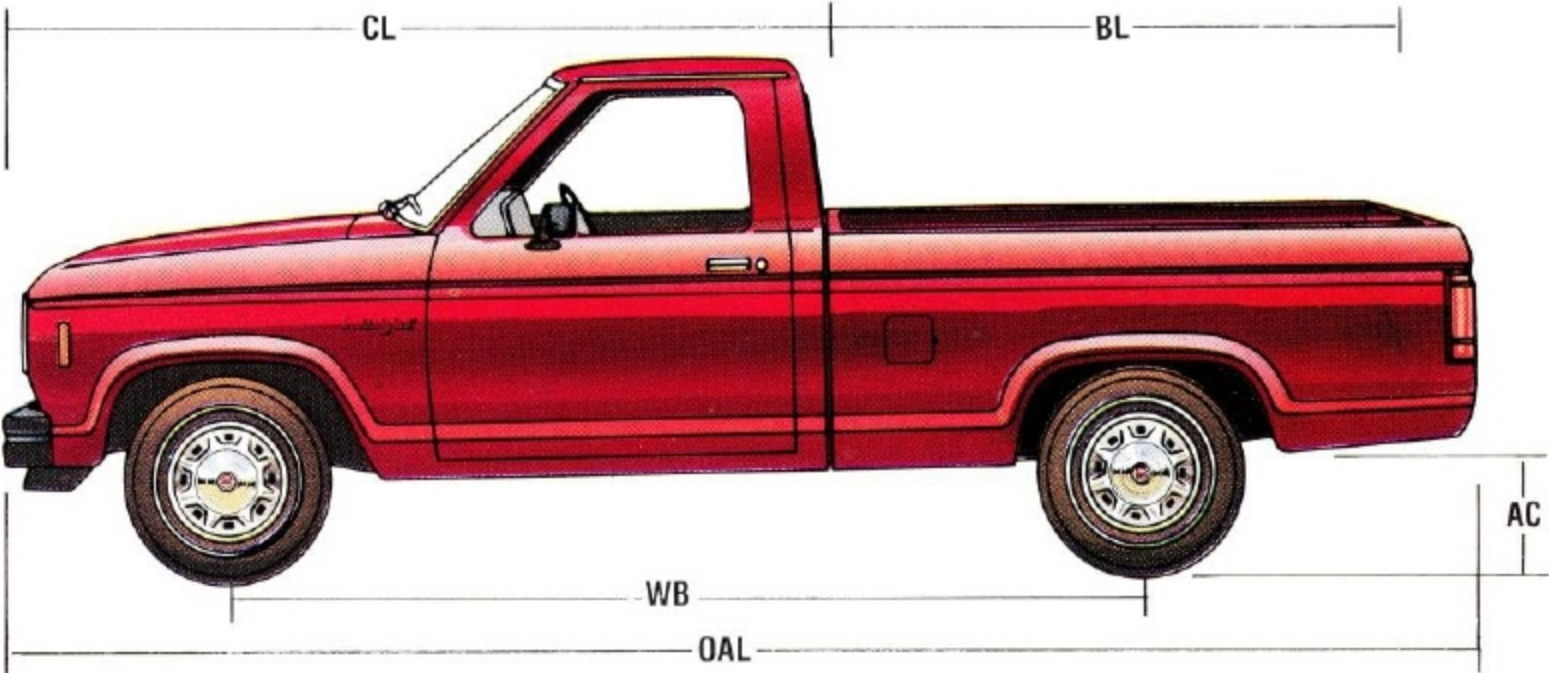
Exterior Colors

Dark Canyon Red	Medium Silver Metallic	Raven Black	Colonial White
Desert Tan	Light Regatta Blue	Dark Grey Metallic	Dark Spruce Metallic
Silver Clearcoat Metallic	Dark Canyon Red Metallic	Dark Shadow Blue Metallic	Desert Tan Metallic
Bright Regatta Blue Clearcoat Metallic	Light Chestnut Clearcoat Metallic	Dark Walnut Metallic	Bright Canyon Red

EXTERIOR DIMENSIONS

WB	CL	BL	OAL	OAW	OAH	TR (FRONT)	TR (REAR)	AC
4x2/4x4	4x2/4x4	4x2/4x4	4x2/4x4	4x2/4x4	4x2/4x4	4x2/4x4	4x2/4x4	4x2/4x4
107.9"	99.3"	76.3"	175.6"	66.9"	64.0/66.7"	55.0/56.5"	54.6/55.1"	6.6/6.8"
113.9"	99.3"	88.3"	187.6"	66.9"	64.0/66.7"	55.0/56.5"	54.6/55.1"	6.6/6.8"
125" SC	116.4"	76.3"	192.7"	66.9"	64.1/66.7"	55.0/56.5"	54.6/55.1"	6.6/6.8"

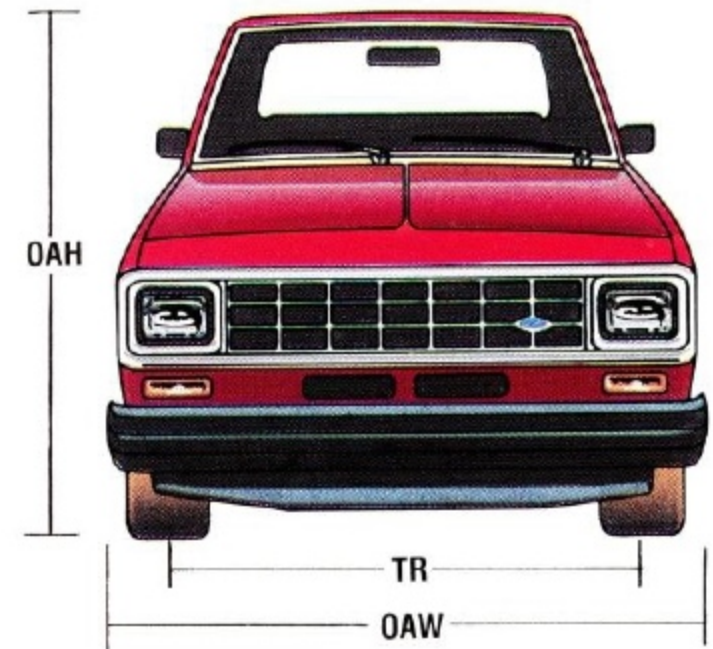
SC = SuperCab.




INTERIOR DIMENSIONS

Interior Compartment	Regular Cab	SuperCab
Head room	39.2"	39.6"
Shoulder room	55.5"	55.5"
Hip room	54.8"	54.8"
Leg room	42.4"	43.8"
Cargo Compartment		
Box length at floor		
SWB	72.2"	—
LWB	84.2"	72.2"
Maximum inside width		
at floor	54.3"	54.3"
Pickup box depth	16.5"	16.5"
Cargo volume (cu. ft.)*		
SWB	37.4	—
LWB	43.5	37.4

*Does not include allowance for wheelhouses.



Two-Tone



Deluxe Two-Tone Paint. Accent color is applied to mid-body side/tailgate. Includes bright upper and lower bodyside molding paint breaks.

Printed colors are at best only representative of the originals. Your Ford Dealer can show you actual samples of paint colors as well as interior trim materials.

A Well-Equipped Ranger

The **Ranger XL Regular Cab** pictured below illustrates the high level of equipment in this series. It is Preferred Equipment Package 863A, with the kinds of features that have proved popular with many truck buyers.

Ford Ranger Regular Cab (with Preferred Equipment Package 863A):

- Power front disc/rear drum brakes (all except Ranger "S" Regular Cab)
- Halogen headlamps
- Twin-I-Beam independent front suspension—4x2
- Twin-Traction Beam independent front suspension—4x4
- Manual locking hubs—4x4
- Double-wall construction of cab, hood, roof, doors and pickup box
- Four stake pockets with rope ties
- Integral load floor skid strips
- Ammeter, temperature and oil pressure gauges (all except Ranger "S" Regular Cab)
- Steering column-mounted controls
- Instrument panel storage bin
- Lockable glove box
- Inside hood release
- Day/night rearview mirror
- Color-keyed seat belts with comfort regulator feature
- Full-size conventional spare tire (all except Ranger "S" Regular Cab)
- 2.9 liter EFI V-6 engine
- 5-speed manual transmission
- Power steering
- Tinted glass—complete
- Interval windshield wipers
- AM radio (may be deleted for credit)
- P195/75Rx14SL all-season steel-belted radial BSW tires—15SL on 4x4 (optional cast aluminum wheels and off-road tires shown at right)
- Knitted vinyl 3-passenger contoured bench seat
- Cloth headliner
- Plus XL Trim (See page 8)
- (Optional deluxe Two-Tone paint also shown at right)



Preferred Equipment Packages

Ordering your Ranger Pickup is easy with Preferred Equipment Packages. Here's how it works: (1) Choose your cab type (Regular Cab or SuperCab). (2) Choose your trim level ("S" Standard, XL, XLT or STX). (3) Select the Preferred Equipment Package with the features you want from one of the charts below. (4) Select additional options (page 19). The entire ordering procedure is greatly simplified. Contents of Preferred Equipment Packages are subject to change. For the latest information, consult your Ford Dealer.

RANGER REGULAR CAB (4x2/4x4)	PREFERRED EQUIPMENT PACKAGES							
	"S" Model	Standard Trim		XL Trim		STX Trim		
	859A	860A	861A	862A	863A	864A	865A	866A
2.0L 4-cyl. engine	•							
2.3L EFI 4-cyl. engine ⁽¹⁾	•		•	•				
2.9L EFI V-6 engine					•	•	•	•
2.3L Turbo diesel engine		•						
5-speed manual transmission	•	•	•		•		•	
Automatic Overdrive transmission ⁽²⁾				•		•		•
Power steering ⁽³⁾				•	•	•	•	•
Handling Package							•	•
Axle ratio upgrade							•	•
Engine block heater		•						
Tinted glass—complete					•	•	•	•
Interval windshield wipers		•	•	•	•	•	•	•
Tachometer		•					•	•
AM radio (may be deleted for credit)		•	•	•	•	•		
AM/FM stereo radio							•	•
P185/75Rx14SL tires	•							
P195/75Rx14SL tires (15SL with 4x4)		•	•	•	•	•		
P205/70Rx15SL Eagle GT tires (4x2)							•	•
P215/75Rx15SL off-road tires (4x4)							•	•
Vinyl bench seat	•	•	•	•				
Knitted vinyl contoured bench seat					•	•		
Cloth bucket seats							•	•
Cloth headliner					•	•	•	•
Black rear step bumper							•	•

Note: Ranger "S" available in 107.9" wheelbase 4x2 model only.
⁽¹⁾Standard with Ranger "S" trim in California and High Altitude areas. ⁽²⁾2.3L and Automatic Overdrive in 4x2 only. ⁽³⁾Included in all Regular Cab 4x4 models.

RANGER SUPERCAB (4x2/4x4)	PREFERRED EQUIPMENT PACKAGES					
	Standard Trim		XLT Trim		STX Trim	
	850A	851A	852A	853A	854A	855A
2.3L EFI 4-cyl. engine	•	•				
2.9L EFI V-6 engine			•	•	•	•
5-speed manual transmission	•		•		•	
Automatic Overdrive transmission ⁽¹⁾		•		•		•
Power steering	•	•	•	•	•	•
Axle ratio upgrade					•	•
Heavy-duty maintenance-free battery				•	•	•
Tinted glass—complete	•	•	•	•	•	•
Interval windshield wipers	•		•	•	•	•
Tachometer					•	•
AM radio (may be deleted for credit)	•	•				
AM/FM stereo radio			•	•	•	•
P195/75Rx14SL tires (15SL with 4x4)	•	•	•	•		
P205/70Rx14SL Eagle GT tires (4x2)					•	•
P215/75Rx15SL off-road tires (4x4)					•	•
Knitted vinyl 60/40 split bench seat	•	•				
Cloth 60/40 split bench seat			•	•		
Cloth dual Captain's Chairs					•	•
Cloth headliner	•	•	•	•	•	•
Bright low-mount swingaway mirrors			•	•		
Cargo cover			•	•	•	•
Chrome front bumper			•	•		
Black rear step bumper			•	•	•	•

⁽¹⁾2.3L and Automatic Overdrive in 4x2 only.

Ford Ranger Options


In addition to the Preferred Equipment Packages, Ford Ranger offers a variety of individual options which enable you to equip your vehicle even more to your exact needs. The selection is listed on the next page. Options and their availability are subject to change during the year. Your Ford Dealer can advise you of current status.

New "Touch-Drive" electric shift transfer case (4x4)

If the Ranger model you select has 4-wheel drive, you'll definitely want to consider the new "Touch-Drive" electric shift transfer case option. The "Touch-Drive" system offers push-button shift convenience along with the many other benefits described on page 13. It's yours in select Ranger 4x4 models, Regular Cab or the new SuperCab.

Electronic AM/FM stereo sound system with cassette tape player

Among the features of this state-of-the-art electronic stereo system are Dolby® noise reduction, seek tuning that selects the next listenable station either up or down scale, scan tuning that auditions stations for up to 8 seconds, and "program search" that locates the beginning of the next or previous selection on the cassette tape. Also, left/right balance and front/rear fader controls. It's available in the sporty Ranger STX series and in the new SuperCab with XLT trim.



Illustrated options: (A) Electronic AM/FM stereo radio with cassette tape player. (B) Air conditioning. (C) Speed control and tilt steering wheel. (D) "Touch-Drive" electric shift 4x4 transfer case. (E) Rear sliding window. (F) Cast aluminum wheel.

Options Availability

Once you've chosen the model and Preferred Equipment Package you desire, you may want to add optional equipment. Find your Preferred Equipment Package number at right, then choose from the options listed under it. Some options may be subject to ordering restrictions.

RANGER REGULAR CAB (4x2/4x4)	PREFERRED EQUIPMENT PACKAGES							
	"S" Model	Standard Trim			XL Trim		STX Trim	
	859A	860A	861A	862A	863A	864A	865A	866A
Air conditioning		■	■	■	■	■	■	■
"Touch-Drive" electric shift 4x4			■		■	■	■	■
Power steering (4x2)		■	■	●	●	●	●	●
Speed control/tilt steering wheel				●	■	■	■	■
Cloth contoured bench seat		■	■	■	■	■		
Cloth 60/40 split bench seat					■		■	■
Sport cloth bucket seats							■	■
Overhead console/digital clock					■	■	■	■
Cloth headliner		■			●	●	●	●
Tachometer		●	■		■		●	●
AM radio credit option	●		■	■	■	■		
AM/FM stereo radio		■	■	■	■	■	●	●
AM/FM stereo radio with cassette tape player		■	■	■	■	■		
Electronic AM/FM stereo radio with cassette tape player							■	■
Power windows and door locks							■	■
Bright low-mount swingaway mirrors		■	■	■	■	■		
Tinted glass—complete		■	■	■	●	●	●	●
Black rear step bumper		■	■	■	■	■	●	●
Chrome rear step bumper					■	■		
Chrome Package ⁽¹⁾							■	■
Deluxe Two-Tone paint treatment		■	■	■	■	■		
Rear sliding window		■	■	■	■	■	■	■
Handling Package		■	■	■	■	■	●	●
HD Front Suspension Package (4x4)					■	■		
Camper Package			■	■	■	■		
Auxiliary fuel tank					■	■		
Super engine cooling		■	■	■	■	■	■	■
Payload Package #2 (See page 14)			■	■	■	■		
Limited slip rear axle		■	■	■	■	■	■	■
Cast aluminum wheels (4x4)					■	■		
P195/75Rx14SL BSW all-terrain tires (15SL with 4x4)		■	■	■	■	■		
P195/75Rx14SL WSW all-season tires (4x2)					■	■		
P205/75Rx14SL BSW all-season tires (4x2)					■	■		
P205/75Rx15SL RWL off-road tires (4x4)					■	■		
California emissions system	■		■	■	■	■	■	■
High Altitude emissions system	■		■		■	■	■	■

RANGER SUPERCAB (4x2/4x4)	PREFERRED EQUIPMENT PACKAGES					
	Standard Trim		XLT Trim		STX Trim	
	850A	851A	852A	853A	854A	855A
Air conditioning						
"Touch-Drive" electric shift 4x4						
Speed control/tilt steering wheel						
Knitted vinyl 60/40 split bench seat						
Cloth 60/40 split bench seat						
Cloth dual Captain's Chairs						
Rear vinyl jump seat						
Cargo cover						
Overhead console/digital clock						
Tachometer						
AM radio credit option						
AM/FM stereo radio						
AM/FM stereo radio with cassette tape player						
Electronic AM/FM stereo radio with cassette tape player						
Power windows and door locks						
Bright low-mount swingaway mirrors						
Black rear step bumper						
Chrome rear step bumper						
Chrome Package ⁽¹⁾						
Chrome front bumper with black rub strip						
Deluxe Two-Tone paint treatment						
Pivoting quarter windows						
Sliding rear window						
Auxiliary fuel tank						
Super engine cooling						
Payload Package #2 (See page 14)						
Limited slip rear axle						
Cast aluminum wheels (4x4)						
P195/75Rx14SL BSW all-terrain tires (15SL with 4x4)						
P205/75Rx14SL BSW all-season tires (4x2)						
P205/75Rx14SL WSW all-season tires (4x2)						
P205/75Rx15SL RWL off-road tires (4x4)						
P215/75Rx15SL RWL off-road tires (4x4)						
California emissions system						
High Altitude emissions system						

■ - Optional equipment ● - Standard equipment ⁽¹⁾Includes bright bumpers, low-mount swingaway mirrors, and special tailgate applique.

Safety and Owner Information



Ford Motor Company strongly encourages all passengers to use their safety belts. In Ford trucks, outboard front seat lap and shoulder belts have automatic retractors. Outboard rear seat positions (F-Series SuperCab and Crew Cab) also have lap belts with retractors. Ford urges the use of child and infant restraints, as required in all states. Ford's easy-to-install Tot-Guard (for children 20 to 50 pounds) and Infant Carrier (for children up to 20 pounds) are available at all Ford Dealers. If a child restraint requires a top-tether, Ford trucks provide special anchorages.

Ford Lifeguard Design Safety Features

Vehicle operation

- Safety rim wheels and load-rated tires
- Split service hydraulic brake system with warning light
- Corrosion-resistant brake lines
- Turn indicator with lane-changing signal feature
- Hazard warning flasher
- Backup lights
- Side marker lights
- Parking lights coupled with headlamps
- Two-speed windshield wipers
- Windshield washers
- Outside rearview mirrors
- Glare-reduced instrument panel, windshield wiper arms and windshield pillars
- Uniform transmission shift quadrant with starting switch (on all vehicles equipped with automatic transmissions)
- Continuously variable control illumination intensity (instrument panel lighting)
- Safety hood latch system
- Function-rated windshield defroster system

Occupant protection

- Safety-designed front end structure
- Safety-designed roof structure
- Two-position door safety latches
- Integral lap and shoulder belts with automatic retractors for outboard occupants
- Positive seat belt fastening reminder warning light and buzzer or chime for the driver's seat
- Lap belt for center front passenger
- Energy-absorbing steering column and steering wheel system
- Energy-absorbing armrests and safety-designed door handles
- Energy-absorbing instrument panel with padding
- Energy-absorbing sun visors
- Safety glove box latch
- Inside yieldaway rearview mirror
- Impact-absorbing laminated safety glass windshield
- Flame-resistant interior materials
- Safety-designed coat hook
- Safety-designed radio control knobs and push buttons

"Ask your Ford Dealer"

Following publication of this catalog, certain changes in standard equipment, options, prices and the like, or product delays, may have occurred which would not be included in these pages. Your Ford Dealer is your best source for up-to-date information.



Participating Ford Dealers are now offering the Lifetime Service Guarantee, which guarantees their work on your Ford vehicle for as long as you own it. This means that the covered repair is paid for once—and never again. If it ever has to be fixed again, the repairing dealer will fix it free. Free parts. Free labor. Even if the car is kept a lifetime. It doesn't matter where it was purchased, or whether it's new or used; the work is still covered by the repairing dealer. This limited warranty covers vehicles in normal use. Items not covered are routine maintenance parts, belts, hoses, sheet metal, and upholstery. Ask to see this guarantee when you visit your participating Ford Dealer.



The optional Extended Service Plan covers major components on new Ford cars and light trucks for longer than the vehicle's basic warranty. The cost of this added protection is so moderate that it could pay for itself the first time you need it. Your Ford Dealer has full details.



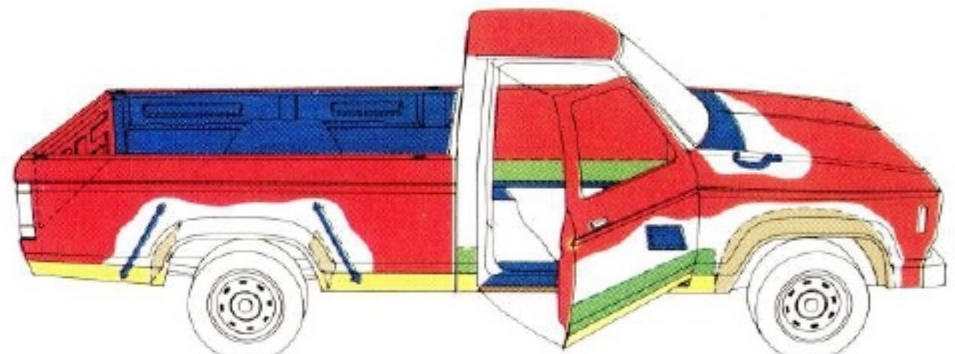
Genuine Ford and Motorcraft original equipment replacement parts meet the same high standards as those installed in production. They are your best assurance of quality and long-term satisfaction.

Scheduled maintenance

Here are some examples of scheduled maintenance intervals for the 1986 Ranger. For complete maintenance recommendations, refer to the Ranger Owner Guide.

Engine oil change	each 7,500 miles
Spark plug change	each 30,000 miles
Air filter replacement	each 30,000 miles
Engine coolant replacement	each 30,000 miles or 3 years

Special quality steps: Corrosion protection
Ford takes tough measures to protect its trucks against the damaging effects of corrosion. Galvanized steel is used for important underbody and structural parts. Pre-coated steel, featuring corrosion inhibitors, is also used in major body panels. Special treatments are applied to selected areas of the body structure.



- Aluminized wax
- Plastic parts
- Galvanized metal
- Zinc-coated metal
- Urethane anti-corrosion spray

Ford-paid repair programs after the warranty period

Sometimes Ford offers adjustment programs to pay all or part of the cost of certain repairs. These programs are intended to assist owners and are in addition to the warranty or to required recalls. Ask Ford or your dealer about such programs relating to your Ford or Lincoln-Mercury vehicle. To get copies of any adjustment program for your vehicle or the vehicle of interest to you: Call Ford toll-free at 1-800-241-3673. Alaska/Hawaii call 1-800-241-3711 and in Georgia call 1-800-282-0959.

Or write Ford at:
Ford Customer Information System
Post Office Box 95427
Atlanta, Georgia 30347

We'll need your name and address; year, make and model vehicle, as well as engine size; and whether you have a manual or automatic transmission.

Technical service bulletins
All vehicles need repairs during their lifetime. Sometimes Ford issues technical service bulletins (TSBs) and easy-to-read explanations describing unusual engine or transmission conditions which may lead to costly repairs, the recommended repairs, and new repair procedures. Often a repair now can prevent a more serious repair later. Ask Ford or your dealer for any such TSBs and explanations relating to your Ford or Lincoln-Mercury vehicle.

To get copies of these technical service bulletins and explanations for your vehicle or the vehicle of interest to you: Call Ford toll-free at 1-800-241-3673. Alaska/Hawaii call 1-800-241-3711 and in Georgia call 1-800-282-0959. Or write Ford at:
Ford Customer Information System
Post Office Box 95427
Atlanta, Georgia 30347

We'll need your name and address; year, make and model vehicle, as well as engine size; and whether you have a manual or automatic transmission.

Options availability
Options shown or described in this catalog are available at extra cost and may be offered only in combination with other options or subject to additional ordering requirements or limitations.

Product changes
Ford Division reserves the right to change product specifications at any time without incurring obligations. It is important to note also that some of the items shown on vehicles in this publication are available through retail organizations and establishments not connected with Ford Motor Company. Availability, price, quality and durability of these items rest solely with the respective manufacturers and their sales organizations, and Ford assumes no responsibility for their use.

Buy or lease a new Ford Ranger



FORD RANGER

