

FordRanger

Feel the difference





0.965237 of a millimetre

That's the thickness of a clay shaving. And to our designers it can make all the difference, as they hone and refine their clay prototype until they find the perfect expression of energy in motion.

The result is what we call Ford kinetic Design and we're passionate about it.

Bold, beautiful lines that you can't help falling in love with.



Actual size.



Model: Ranger Thunder



Mud brothers

Where's the harm in a little dirt? Or a tonne of the stuff, come to that?

The new Ford Ranger loves to play dirty. Built on a rugged ladder-frame chassis, it can carry a full 1-tonne payload during the working week and still have plenty in reserve for your weekend pursuits. Whether you are travelling light or fully laden, its effective suspension soaks up rocky, rutted tracks without losing its composure. On or off-road, the new Ford Ranger is engineered for your sense of adventure.

Fun, yet eminently practical. That's the new Ford Ranger. Every model can accommodate a Euro pallet in its double-skinned steel load box, while the tailgate can be lowered through 180° to allow forklift loading.

Double Cab

- Load box 1530 x 1456 mm
- 1140 kg maximum gross payload

Super Cab

- Load box 1753 x 1456 mm
- 1210 kg maximum gross payload

Regular Cab

- Load box 2280 x 1456 mm
- 1235 kg maximum gross payload (1190 kg on 4x2)



6

380_{Nm}

Exploring new horizons requires power. And, unquestionably, power is what you get with the new Ford Ranger.

First, there's the proven 2.5-litre Duratorq TDCi common-rail diesel. With an impressive 330 Nm of torque on tap, it can safely pull a gross train mass of 6000 kg, so you won't need a lead foot to get responsive performance on the road. Equipped with a 5-speed manual transmission, it can reach 60 mph in just 10.4 seconds, yet still return a remarkable 39.8 mpg in the Extra Urban cycle*.

Should you still want more, look no further than the range-topping 3-litre Duratorq TDCi. This powerful diesel engine produces a mighty 380 Nm of torque from just 1800 rpm – enough to make light work of the heaviest load or the harshest terrain.

*Results based on Regular Cab, 2.5-litre 4x2.



The new Ford Ranger looks the business. And it does the business too, with class-leading towing capacity and a choice of powerful diesel engines.

When it comes to load-carrying, the new Ford Ranger certainly knows the ropes. Even when pulling its maximum trailer load of 3000 kg*, the new Ford Ranger proves an exceptional towing vehicle.

7

Pulling power

There's no holding back the new Ford Ranger.

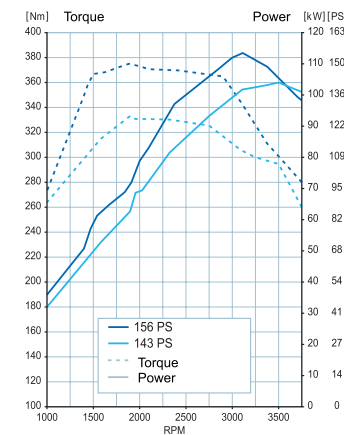
What can it haul?

In addition to carrying onboard loads, the Ford Ranger has the best towing ability in its class:

- Regular Cab 4x2: Unbraked 750 kg; Braked 1600 kg
- Regular Cab, Super Cab, Double Cab 4x4: Unbraked 750 kg*; Braked 3000 kg*

*In some situations '4L' may need to be used.

Note When a vehicle is fitted with a trailer attachment, it is recommended that a tachograph is fitted, since the ability to tow a trailer giving a GTM of over 3500 kg without a tachograph could be considered to be contrary to EU and UK road traffic law.



Power and torque

The hard-working combination of power and torque really delivers, whether you are slogging through mud or cruising the highway.



Hang tough

It's not much fun if it's not on the edge. The kind of action the new Ford Ranger delivers.



Model: Ranger Thunder

Steep slopes, water hazards and other axle-twisting obstacles. A nightmare for ordinary vehicles, but not for the new Ford Ranger. Equipped with an impressive off-road armoury it can tackle a 34° approach angle at the front and 20° departure angle at the rear without grounding out. And boasts a generous 205 mm ride height to help it glide over the most boulder-strewn landscape*.

*All figures quoted are for 4x4 (without tow bar). Vehicle is assumed to be unloaded. 4x2 as follows: 24°; 23° (20° Tipper); and 180 mm, respectively.

34°

Draw crowds, don't follow them.



The new Ford Ranger is a machine with real power, ability and charisma. Muscular new looks and heightened comfort set it apart, while proven ability, like its 750 mm* wading depth, means you'll never get out of your depth.

*4x4 model. Vehicle is assumed to be unloaded. 4x2 wading depth is 400 mm.

750mm





Regular Cab
Two-door cab style with seats for up to two occupants.



Double Cab
Four-door cab style with seats for up to five occupants.

The great indoors

A choice of cab styles for those who like wide-open spaces. Inside and out.

2-5 SEATS

Super Cab
Four door cab style with reverse-hinged rear doors and seats for up to four occupants.



XL

Model shown is finished in Steel Silver metallic paint (Option).



When it comes to hard work, the Ford Ranger XL will never back down. Built to take on the toughest challenges, day after strenuous day.

Load box features

- Tough, double-skinned steel load box construction
- Class-leading load length of 1530 mm (Double Cab)
- Load box exterior tie-down hooks compliant with DIN 75410 specification

Exterior features

- Choice of 4x2 or 4x4
- Ford kinetic design front-end styling
- Silver front grille
- Electrically-operated front windows
- Tinted glass
- Remote central locking
- Electrically-operated and heated door mirrors
- 15" steel wheels with 235/75 R15 tyres (4x4) or 215/70 R15C tyres (4x2)
- Self-colour wheel arch mouldings (4x4)
- Mudflaps (front and rear 4x2; rear 4x4)
- Anti-lock braking system with electronic brake-force distribution (EBD)

Interior features

- Integrated single CD/AM/FM/MP3 audio system
- New interior fabric trim
- Flip-down rear jump seats (Super Cab)
- 12v Power Socket
- Driver and front passenger airbags*
- Optional air conditioning on Super Cab and Double Cab 4x4

*Note: A child seat should never be placed in the front passenger seat when the Ford vehicle is equipped with an operational front passenger's airbag. The safest place for children is properly restrained on the rear seat.




Horizontal load box grooves

Allow easy partitioning of load box.



2-position drop-down tailgate

For easy loading and unloading.



Load rest

Protects cab roof while carrying longer loads.



Rope rails

Exterior rope rails and tie-downs.




Pull-out tray

Supports up to 10 kg.



Rear jump seats

Extra seating or storage space, when you need it. (Super Cab).



XLT

Model shown is finished in Highland Green metallic paint.



Load box features, additional to XL

- High-performance bedliner and sidewall protectors
- Interior load box tie-downs

Hard-working and tough, yet with outstanding levels of comfort – that's the impressive new Ford Ranger XLT.

Exterior features, additional to XL

- 16" 6-spoke alloy wheels with 245/70 R16 tyres
- Chrome front grille
- Front fog lights with silver surround
- Full-length polished stainless steel side steps and rear protector bar
- Body colour wheel arch mouldings
- Body colour door and tailgate handles
- Body colour door mirror housings

Interior features, additional to XL

- Premium 6-CD/MP3 audio system with 6 speakers and remote music connection socket
- Air conditioning
- Black/Grey velour trim
- Leather-trimmed steering wheel and gearshift knob
- Chrome-finish interior trim
- Chrome-effect, embossed scuff plates
- Driver, front passenger and front seat side airbags*

*Note: A child seat should never be placed in the front passenger seat when the Ford vehicle is equipped with an operational front passenger's airbag. The safest place for children is properly restrained on the rear seat.



Load box tie-downs

Mounted inside the load box.



Leather-wrapped steering wheel



Front fog lights

Cut through the gloom.



Air conditioning

Arrive cool and refreshed.



Door mirrors

With body colour housings.



Remote music connection

Connect your MP3 player to the car's audio system.



Thunder

Model shown is finished in Lagoon Blue metallic paint.

The sensational new Ford Ranger Thunder is certain to delight pick-up enthusiasts with its confident design and meticulous attention to detail.



Thunder load box features, additional to XLT

- High-performance bedliner and sidewall protector finished in grey

Thunder exterior features, additional to XLT

- Stylish 16" 6-spoke 'dished' alloy wheels with 245/70 R16 tyres
- Chrome door and tailgate handles
- Chrome door mirror housings
- Chrome rear protector bar with Park Assist sensors
- Privacy glass
- 'Thunder' decals
- Optional automatic transmission, at extra cost

Thunder interior features, additional to XLT

- Two-tone leather seat trim
- Heated front seats
- Off-road information centre
- Illuminated scuff plates
- Rear passenger lighting
- Premium footwell lighting



Privacy glass

Stylish appearance and enhanced privacy.



Fog lights

Front fog lights with silver surrounds.



Illuminated scuff plates

With illuminated 'Ranger' logo.



Off-road information centre

Displays outside temperature, climb/descent and inclination angles, and direction of travel.



Leather seat trim

Luxurious and hardwearing seating surfaces in two colours.



Automatic transmission

Smooth-shifting 5-speed automatic transmission (option).



Wildtrak

Model shown is finished in Copper Red metallic paint (Option).

Inspired by outdoor adventure, the unmistakable new Ford Ranger Wildtrak is proof that technical sophistication and bold styling make excellent partners.



Load box features, additional to XLT

- Load box sports rail extension
- Optional lockable roll cover with built in tailgate lock*

Wildtrak exterior features, additional to XLT

- Stunning 18" 6x2-spoke machine-finished alloy wheels with 255/60 R18 tyres
- Sports bodyside cladding
- Composite sports bar
- Chrome door and tailgate handles
- Chrome rear protector bar with Park Assist sensors
- Electrically-operated and heated power-fold door mirrors with LED side turn indicators
- Side steps
- Privacy glass
- Cab roof rails
- 'Wildtrak' decals

Interior features, additional to XLT

- Leather/perforated Alcantara® seat trim with orange tricot centres
- Heated front seats
- Off-road information centre
- Leather-wrapped steering wheel and gearshift knobs
- Silver-finish interior door trim inserts, window switches and door handles
- Scuff plates with illuminated 'Wildtrak' logo
- Sports style aluminium pedals
- Premium footwell lighting
- Floor mats with keyed orange edges and 'Ranger' logo

*Please note Lockable roll cover supplied by Armadillo. All supplier-branded components are subject to the warranty terms defined by the relevant supplier and do not lie within the responsibility of Ford.



Lockable roll cover

Optional Armadillo lockable roll cover with built-in tailgate lock*



Aerodynamic sports bar and roof rails

Stylish and practical addition.



Sports cladding

Lower sports cladding, sports side steps and side sports vents.



Seat trim

Unique leather/perforated Alcantara® seat trim with Wildtrak logo and orange tricot stitching.



Door mirrors

With chrome housings and LED side turn indicators.



Sports pedals

Sports-style aluminium pedals and footrest.



Choice

Fulfilment comes in many shapes and flavours. Coincidentally, so does the new Ford Ranger. It all starts with four model choices. From the well-equipped XL through to the fully-loaded Wildtrak. There are three cab styles for your pursuits. Two engines. And a choice of rear-wheel drive or the extra versatility of go-anywhere 4x4.



XL

Key features

- Choice of 4x2 or 4x4 models
- Electrically-operated and heated door mirrors
- Electrically-operated front windows
- Anti-lock braking with electronic brake-force distribution (EBD)
- Integrated single CD/AM/FM/MP3 audio system
- Pull-out instrument panel tray

Cab styles

- Regular Cab, Super Cab, Double Cab (4x4 only), Chassis Cab, Tipper

Engine and transmission

- 2.5 Duratorq TDCi, 5-speed manual transmission (4x2 and 4x4)

XLT

Additional to XL

- 16" 6-spoke alloy wheels with 245/70 R16 tyres
- Full-length polished stainless steel side bars
- Front fog lights
- Premium 6-CD/MP3 audio system with remote music connection socket
- Air conditioning
- Bed liner and sidewall protectors

Cab styles

- Super Cab, Double Cab

Engine and transmission

- 2.5 Duratorq TDCi, 5-speed manual transmission (4x4)

Thunder

Additional to XLT

- 16" 6-spoke 'dished' alloy wheels with 245/70 R16 tyres
- Chrome rear protector bar with Park Assist sensors
- Privacy glass
- Leather seat trim
- Heated front seats
- Off-road information centre

Cab styles

- Super Cab, Double Cab

Engines and transmissions

- 2.5 Duratorq TDCi, 5-speed manual transmission (4x4)
- 2.5 Duratorq TDCi, 5-speed automatic transmission (4x4 Double Cab)

Wildtrak

Additional to XLT

- 18" 6x2-spoke machine-finished alloy wheels with 255/60 R18 tyres
- Lower sports cladding, sports side steps and side sports vents
- Aerodynamic sports bar and roof rails
- Leather/perforated Alcantara® seat trim
- Optional lockable roll cover with built-in tailgate lock*

Cab styles

- Double Cab

Engine and transmission

- 3.0 Duratorq TDCi, 5-speed manual transmission (4x4)

The range



Regular Cab 4x2.



Regular Cab 4x4.



Super Cab 4x2.



Super Cab 4x4.



Double Cab 4x4.



Regular Cab Tipper 4x4.

David Krauss
Oil rig diver and free climber
Joe Corbello
Farrier and tug-of-war anchor
Henri Dubois
Estate manager and mountain biker
Anna Riecke
Snowboard instructor and surfer



In the bag

When it comes to outfitting your new Ford Ranger, we've got everything you'll ever need. Wherever you're headed.

**Hardtop (Style-X)**

Hardtop with sliding side windows (also available without side windows). Hardtop is painted in silver (not Steel Silver) but can also be painted in body colour. Available for Double Cab and Super Cab models. (Accessory)

Tow bar

Maximise your Ford Ranger's load-carrying potential. Flanged tow bar for 4x4 models offers 3000 kg towing capacity; detachable tow bar for 4x2 models has 1600 kg towing capacity. Choose between 7-pin or 13-pin electrical kits. (Accessory)

16" alloy wheels

16" 6-spoke alloy wheels and 245/70 R16 tyres. (Accessory)



Roof-mounted floodlights

Powerful H7 55 watt floodlights, essential for night-time working. Double Cab models only. (Accessory)

Go further and do more with a full range of great-looking, tried and tested accessories. With everything you need to turn heads – and get the work done – it's the perfect opportunity to make your mark.

Go your own way

Hardtop (Style-X)

Hardtops are only available on Double Cab and Super Cab models. They come with or without side windows or with lift-up side doors on the new hardtop design. (Accessory)

Hard tonneau cover (Style-X)

Tough and practical hard tonneau cover with unique integrated stainless steel sports bar. Ingenious hinged design provides easy access to the load box. Lockable for added security. Can also be locked in raised position for transportation of bulky items. Painted in original silver body colour. Double Cab models only. (Accessory)

Bed liner


Heavy-duty bed liner helps to protect your load box from accidental damage. Compatible with other Ford load bed options, including hard and soft tonneau covers (shown) and hardtops. (Accessory)

Bed rug (Mountain Top®)

Tough and durable bed liner provides a firm cushion for fragile cargo. Also makes a comfortable environment for transporting pets when used in conjunction with the hardtop. Water and stain-resistant polyester carpet construction. Acid, grease, oil and chemical proof. Double Cab models only. (Accessory)

16" alloy wheels

16" 6-spoke alloy wheels and 245/70 R16 tyres. (Accessory)



Aluminium tonneau cover

A hard tonneau cover that looks as good as it is practical and tough. (Accessory)

Soft tonneau cover

Keeps your load protected from the worst of the elements. Available for all cab styles, with or without sports bar. (Accessory)

Spare wheel cover

For smart storage and protection. (Accessory)



Parrot car kits

These Bluetooth® hands-free kits connect via the factory-fitted audio system. Shown is the Parrot MKi9200 with 2.4" colour TFT screen, built-in voice recognition and automatic phone-book synchronisation. (Accessory)

Note The Bluetooth® word mark and logos are owned by the Bluetooth SIG, Inc. and any use of such marks by Ford Motor Company Limited and its associated companies is under licence. Other trademarks and trade names are those of their respective owners.

Note It is an offence for drivers to use a hand-held mobile phone or similar device whilst driving.



We are all beginning to understand the impact that mobility is having on climate change. While we can't change things overnight, we are working very hard to find solutions.

Ford ECONetic Technologies

Ford has developed a range of sustainable technologies, which vary by model, in order to improve fuel economy, reduce CO₂ and lower cost of ownership. These include Ford EcoBoost advanced, fuel-efficient petrol engines, Ford PowerShift transmission and Ford Auto-Start-Stop.

Low emission diesel ECONetic derivatives are now available. Ford Fiesta ECONetic delivers more than 76.3 mpg, emitting just 98 g/km of CO₂ and Ford Focus ECONetic with Auto-Start-Stop delivers more than 74 mpg, emitting just 99 g/km of CO₂.

Longer term Ford ECONetic Technologies will expand to include electric and hybrid-electric vehicles, biofuel-capable vehicles, plug-in hybrids and hydrogen fuel cell-powered vehicles

Protecting the future

Using our Product Sustainability Index, a design for sustainability management tool, we are addressing the environmental, social and economic impacts of our vehicles from the earliest stages of their development*.

We are working on a wide range of vehicle technologies from biofuels to hybrids and clean diesels, and in the long term to hydrogen fuel-cell technology with the potential for near zero CO₂ emissions.

Improving our manufacturing facilities

Elsewhere, we are working to minimise the impact of our facilities on the environment, for example by pioneering on-site generation of electricity from sun and wind.

Breathe easier

The allergy-tested interiors of Ford Fusion, Ford Focus, Ford C-MAX, Ford Kuga, Ford Mondeo, Ford S-MAX and Ford Galaxy models were the first worldwide to receive the approval of the independent German TÜV organisation.

Recycling for good

In the interests of sustainability, many of our components contain recycled and renewable content. All Ford vehicles are at least 85% recyclable and 95% recoverable in accordance with ISO 22628. We offer free take-back for qualifying vehicles at the end of their lives. All our take-back points are fully licensed and must also meet additional Ford quality standards for the professional receipt, treatment and recovery of end-of-life vehicles.

This brochure has been produced on paper based on fibres from sustainable forestry, using a 100% chlorine-free (TCF) bleaching process.

*For more about this topic, see www.ford.com/go/sustainability

**Dependent on feedstock used and production process. (Source: EUCAR CONCAWE study.) Ford supports the sustainable production of biofuels.

Our range of finance, insurance, service and assistance options is designed with just one thing in mind – making life easy for you.

Ford Credit

When it comes to financing your vehicle, your Ford Dealer can remove the need for lengthy phone calls, endless online surfing and form-filling. They can help you complete an application and will get a decision, usually within 15 minutes.

So what can your Ford Dealer provide? **Ford Options** offers increased flexibility if you want to change your car more often; **Ford Acquire** is ideal for private and business users who want a more straightforward financing plan; **Ford Business Partner Contract Hire*** provides an affordable, convenient and flexible way to finance your business vehicle; and **Ford Insure**** is our comprehensive motor insurance product, designed specifically for Ford drivers.

Finance subject to status. Guarantees/indemnities may be required. Freepost Ford Credit.

*Business Partner Contract Hire is provided by Lex Vehicle Leasing Limited, trading as Ford Business Partner, Heathside Park, Heathside Park Road, Stockport SK3 0RB.

**Ford Insure is underwritten and administered by Royal & Sun Alliance Insurance plc (No. 93792). Registered in England and Wales at St Mark's Court, Chart Way, Horsham, West Sussex, RH12 1XL. Authorised and regulated by the Financial Services Authority. For your protection, telephone calls will be recorded and may be monitored.

Services

Ford Protect

Your new Ford is protected by a 3-year/60,000-mile Ford Protect Classic Plan Warranty, and comes with Ford Assistance roadside cover throughout the UK and Europe for 1 year. You can also upgrade to a Ford Protect Premium Plan, giving you the option of scheduled servicing and extended Ford Assistance.

Ford Service

Like any vehicle, your new Ford needs servicing regularly to keep it in the best condition and to maintain its value. The Ford authorised repairer network is independently quality checked to ensure the highest standards of workmanship are maintained. Ford has the largest repairer network in the UK, and uses Ford-trained technicians, Ford-specific tools and the latest computerised diagnostic equipment specifically for your Ford.

Ford Accident Repair Centres

Should your Ford require accident repair, an approved Ford Accident Repair Centre is the best place to return your vehicle to its pre-accident condition. Repairers displaying the Ford Accident Repair Centre sign meet the rigorous customer service, technical and quality standards demanded by Ford. Ford trained technicians, the latest repair equipment and the use of original parts mean that the future safety and value of your vehicle are assured.

Contacts

Ford Customer Relationship Centre

In the unlikely event that your Ford Dealer can't help you or if you need to speak to us directly, call 0845 841 1111 at local rates.

Ford Rental – local service nationwide

Car and van rental from our latest model range. Contact your local Ford Dealer for more information.

Ford Mobility

Our MAGIC care centre provides free information on all motoring and mobility issues, including special offers for HRDLA and Motability recipients. Call free on 0800 240 241.



Manoeuvrability

	Regular Cab 4x2	Regular Cab 4x4	Super Cab 4x2	Super Cab 4x4	Double Cab 4x4
A Ground clearance (unladen) – mm	181	207	181	207	207
B Angle of approach (unladen)	24°	34°	24°	34°	34°
C Angle of departure (unladen)	20°	20°	20°	20°	20°
Ramp breakover angle (4x4 only)		28°		28°	28°
D Tilt angle (unladen)	49°	49°	49°	49°	49°
E Wading depth – mm	400	750	400	750	750
Turning circle – m (kerb to kerb)	12.0	12.6	12.0	12.6	12.6

Dimensions

	Regular Cab 4x2 XL	Regular Cab 4x4 XL	Super Cab XL 4x2	Super Cab XL 4x4	Super Cab XLT	Super Cab Thunder	Double Cab XL 4x4	Double Cab XLT	Double Cab Thunder	Double Cab Wildtrak
Exterior mm										
Overall length	5080	5080	5080	5080	5080	5080	5080	5080	5080	5080
Overall width	1725	1788	1725	1788	1788	1788	1788	1788	1788	1788
Overall height (unladen)	1622	1743	1622	1743	1750	1750	1785	1762	1762	1797
Front overhang	888	888	888	888	888	888	888	888	888	888
Rear overhang	1207	1192	1207	1192	1192	1192	1192	1192	1192	1192
Wheelbase	2985	3000	2985	3000	3000	3000	3000	3000	3000	3000
Load box length (at floor)	2280	2280	1753	1753	1753	1753	1530	1530	1530	1530
Load box width (at floor)	1456	1456	1456	1456	1456	1456	1456	1456	1456	1456
Load box depth (at floor)	465	465	465	465	465	465	465	465	465	465
Loadspace between wheel arches	1090	1090	1090	1090	1090	1090	1090	1090	1090	1090
Loading height (unladen)	669	803	669	797	804	804	798	805	805	805
Interior mm										
Front										
Effective headroom	1012	1012	1012	1012	1012	1012	1012	1012	1012	1012
Maximum effective leg room	1049	1049	1068	1068	1068	1068	1068	1068	1068	1068
Rear										
Effective headroom			938	938	938	938	982	982	982	982

All dimensions are subject to manufacturing tolerances and refer to minimum specification models and do not include additional optional equipment.

Engine data

	Engine technical features	Maximum power ^o	Maximum torque ^o
2.5 Duratorq TDCi 2499 cc	4 cylinders in line; DOHC; 16 valves; common-rail direct injection; turbocharger with intercooler	105 kW (143 PS) at 3500 min ⁻¹ (rpm)	330 Nm at 1800 min ⁻¹ (rpm)
3.0 Duratorq TDCi 2953 cc	4 cylinders in line; DOHC; 16 valves; common-rail direct injection; turbocharger with intercooler	115 kW (156 PS) at 3200 min ⁻¹ (rpm)	380 Nm at 1800 min ⁻¹ (rpm)

^oTested in accordance with SAE J1349.

Fuel, performance and emissions

	CO ₂ emissions (g/km) ^{oo}	Fuel consumption in L/100 km (mpg) ^{oo}			Performance ^o	
		Urban	Extra Urban	Combined	Max. speed (mph)	0-60 mph (secs)
Regular Cab XL						
2.5 Duratorq TDCi (143 PS) 4x2	233	10.8 (26.2)	7.2 (39.8)	8.5 (33.2)	105	10.4
2.5 Duratorq TDCi (143 PS) 4x4	255	11.6 (24.4)	8.0 (35.3)	9.3 (30.4)	98	11.9
Super Cab XL (inc XLT and Thunder)						
2.5 Duratorq TDCi (143 PS) 4x2	241	11.3 (25.0)	7.4 (38.2)	8.8 (32.1)	105	11.0
2.5 Duratorq TDCi (143 PS) 4x4	255	11.6 (24.4)	8.0 (35.3)	9.3 (30.4)	98	12.5
Double Cab XL (inc XLT, Thunder and Wildtrak)						
2.5 Duratorq TDCi (143 PS) 4x4	255	11.6 (24.4)	8.0 (35.3)	9.3 (30.4)	98	12.5
3.0 Duratorq TDCi (156 PS) 4x4	260	11.7 (24.1)	8.2 (34.4)	9.5 (29.7)	105	11.3
2.5 Duratorq TDCi (143 PS) 4x4 Automatic	277	12.9 (21.9)	9.0 (31.4)	10.4 (27.2)	98	14.7

^oFord test figures. ^{oo}All CO₂ emissions figures in g/km and fuel consumption figures in L/100 km are from officially approved tests in accordance with EEC Directive 1999/100/EC. The CO₂ emissions and fuel consumption test figures shown in the chart do not express or imply any guarantee of the emissions or fuel consumption of a car of the class in question. All the figures are based on tests conducted on vehicles with standard wheels and tyres; optional or accessory wheels and tyres may have an effect on the emissions and fuel consumption of a vehicle. **Note:** All vehicles are Durashift 5-speed manual unless otherwise stated.

Model availability, weights and loads

	Payload Net ^o	Payload Gross ^{oo}	Gross Vehicle Mass (kg)	Kerbweight (kg)*	Front axle plated mass	Rear axle plated mass	Rear axle ratio	Max. GTM (kg)
Regular Cab XL								
2.5 Duratorq TDCi (143 PS) 4x2	1115	1190	2800	1610	1170	1860	3.42	4400
2.5 Duratorq TDCi (143 PS) 4x4	1160	1235	3010	1775	1430	1850	3.73	6010
2.5 Duratorq TDCi (143 PS) 4x4 Tipper	875	900	3010	2110	1430	1850	3.73	6010
Super Cab XL (inc XLT and Thunder)								
2.5 Duratorq TDCi (143 PS) 4x2	1135	1210	2885	1675	1170	1860	3.42	4485
2.5 Duratorq TDCi (143 PS) 4x4	1075	1150	2995	1845	1430	1850	3.73	5995
Double Cab XL (inc XLT, Thunder and Wildtrak)								
2.5 Duratorq TDCi (143 PS) 4x4	1065	1140	2985	1845	1430	1850	3.73	5985
2.5 Duratorq TDCi (143 PS) 4x4 Automatic	994	1069	2995	1926	1430	1850	3.73	5985
3.0 Duratorq TDCi (156 PS) 4x4	997	1072	2985	1913	1430	1850	3.73	5985

^o**Payload Net** = Gross vehicle mass, less kerbweight, less allowance of 75 kg for driver. ^{oo}**Payload Gross** = Gross vehicle mass, less kerbweight. **GVM** = Gross vehicle mass. The total permissible all-up weight of a rigid vehicle – i.e. with body, payload, ancillaries, fuel, oil, water, driver and crew. ***Kerbweight** – The weight of the complete vehicle and all equipment including fuel and water, but without the payload, driver or any crew. All kerb masses quoted in this brochure are subject to manufacturing tolerances and are for Base models with minimum equipment. XLT, Thunder and Wildtrak models will have greater kerb masses and, therefore, lower payloads due to the increased amount of standard equipment. Any additional options specified on the vehicle will reduce the payload accordingly. **GTM** = Gross Train Mass. The total permissible all-up weight of a rigid vehicle (see GVM) together with its trailer and load.

Maximum gross trailer capacities

4x2:	Unbraked 750 kg
	Braked 1600 kg
4x4:	Unbraked 750 kg
	Braked 3000 kg

Trailers of the above capacities should only be used within the plated GTM limits. Dependent on the driveline combination and payload carried by the prime mover, it may not be possible to tow trailers of the maximum capabilities mentioned. The gross mass of the trailer should be equal to, or less than, the prime mover when being towed. A tachograph may be required for towing.

Mechanical features

	Regular Cab XL	Super Cab XL	Super Cab XLT	Super Cab Thunder	Double Cab XL 4x4	Double Cab XLT	Double Cab Thunder/Wildtrak
Brakes							
Hydraulic, with vacuum servo-assistance and load apportioning valve	●	●	●	●	●	●	●
Ventilated front discs. Rear drums	●	●	●	●	●	●	●
4-wheel anti-lock brakes (ABS) with electronic brake-force distribution (EBD)	●	●	●	●	●	●	●
Fuel tank							
70 litres	●		●	●	●	●	●
63 litres (4x2 Super Cab only)		●					
Steering							
Power-assisted	●	●	●	●	●	●	●
Steering column – Rake-adjustable	●	●	●	●	●	●	●
Suspension							
Front – Independent double wishbone with torsion bar, tubular double-acting shock absorbers and anti-roll bar	●	●	●	●	●	●	●
Rear – "Berlin eye" with leaf springs, double-acting shock absorbers	●	●	●	●	●	●	●
Remote Free Wheel System (RFW) (4x4 only)			●	●	●	●	●
Transmission							
Limited-slip differential – Rear	●	●	●	●	●	●	●

● = Standard.

Safety and security

	Regular Cab XL	Super Cab XL	Super Cab XLT	Super Cab Thunder	Double Cab XL 4x4	Double Cab XLT	Double Cab Thunder/Wildtrak
Airbags							
Airbags – Driver's and front passenger's	●	●	●	●	●	●	●
Side airbags – Driver's and front passenger's			●	●		●	●
Side impact door beams, steel safety cage	●	●	●	●	●	●	●
Steering column – Collapsible on frontal impact	●	●	●	●	●	●	●
PATS Immobiliser	●	●	●	●	●	●	●
Locks – Central locking	●	●	●	●	●	●	●
Locks – Remote locking	●	●	●	●	●	●	●
Locks – High security, shielded, strengthened mountings; steering column lock	●	●	●	●	●	●	●
Locks – Child-proof rear					●	●	●
Fuel flap release – Remote	●	●	●	●	●	●	●
Vehicle Identification Number (VIN) – Visible	●	●	●	●	●	●	●
Perimeter Alarm	●	●	●	●	●	●	●

● = Standard, ○ = Option, at extra cost.

Wheels

	Regular Cab XL	Super Cab XL	Super Cab XLT	Super Cab Thunder	Double Cab XL 4x4	Double Cab XLT	Double Cab Thunder	Double Cab Wildtrak
15" steel wheels with 215/70 R15 tyres (4x2 only)	●	●						
15" steel wheels with 235/75 R15 tyres (4x4 only)	●	●			●			
16" 6-spoke alloy wheels with 245/70 R16 tyres		●			●			
16" 6-spoke dished alloy wheels with 245/70 R16 tyres			●			●		
18" 6-spoke machine finished alloy wheels with 255/60 R18 tyres							●	

● = Standard.

Exterior features

	Regular Cab XL	Super Cab XL	Super Cab XLT	Super Cab Thunder	Double Cab 4x4 XL	Double Cab XLT	Double Cab Thunder/Wildtrak
Styling							
Door and tailgate handles – Self-colour black	●	●			●		
Door and tailgate handles – Body-colour			●			●	
Door and tailgate handles – Chrome-effect				●			●
Doors – Two cabin side rear doors, outward opening with no B pillar		●	●	●			
Roof rails – Aluminium effect (Wildtrak only)							●
Front bumper – Body-colour	●	●			●		
Front bumper – body colour and silver			●	●		●	●
Rear bumper – Under-bar, black (4x4 only)	●	●			●		
Rear bumper – Under-bar, chrome			●	●		●	●
Front grille – Silver	●	●			●		
Front grille – Chrome			●	●		●	●
Metallic paint	○	○	●	●	○	●	●
Side bars – Polished stainless steel, full length (not available on Wildtrak)			●	●		●	●
Side steps – Sport style, aluminium, full length (not available on Thunder)							●
Sports bar – Composite aerodynamic (Wildtrak only)							●
Sports cladding – Lower (Wildtrak only)							●
Wheel arch mouldings – Self-colour black (4x4 only)	●	●			●		
Wheel arch mouldings – Body colour			●	●		●	●
XLT decal – Tailgate-mounted			●			●	
Thunder decals – Side and rear (Thunder only)				●			●
Wildtrak badge – Side and rear (Wildtrak only)							●

Functional

Door mirrors – Power-operated with black housings, heated	●	●			●		
Door mirrors – Power-operated with body colour housings, heated			●			●	
Door mirrors – Power-operated with chrome-effect housings, heated (Thunder only)				●			●
Door mirrors – Power-operated and power fold with chrome-effect housings and LED side turn indicators, heated (Wildtrak only)							●
Heated rear window	●	●	●	●	●	●	●
Tinted glass	●	●	●	●	●	●	●
Privacy glass – Rear				●			●
Wipers – Front intermittent with wash/wipe	●	●	●	●	●	●	●

Pick-up box

Pick-up Box – Steel, double-skinned, with 2-position drop-down tailgate and taller side walls with slotted inner fenders	●	●	●	●	●	●	●
Cab protection frame with ladder stops	●	●	●	●	●	●	
Pick-up box – Outer tie down hooks and load rest	●	●			●		
Pick-up box – Interior tie downs and load rest			●	●		●	●
Pick-up box – Exterior rope rails	●	●	●		●	●	
Pick-up box – Box rail extension (Wildtrak only)							●
High performance bedliner with protective side wall (Grey on Thunder, Black on XLT and Wildtrak)			●	●		●	●
Roll Top lockable cover with Tail Gate security (Wildtrak only)							○

Lighting

Halogen headlights, side lights, reversing light	●	●	●	●	●	●	●
Front fog lights			●	●		●	●
Rear fog light	●	●	●	●	●	●	●
Park assist sensors – Rear				●			●

● = Standard, ○ = Option, at extra cost.

Audio systems

	Regular Cab XL	Super Cab XL	Super Cab XLT	Super Cab Thunder	Double Cab XL 4x4	Double Cab XLT	Double Cab Thunder/Wildtrak
Audio							
Stereo radio/CD/AM/FM/MP3	●	●			●		
Stereo radio/6 disc in-dash CD autochanger with AUX connection			●	●		●	●
2 speakers	●	●					
4 speakers					●		
6 speakers			●	●		●	●

● = Standard.

Interior features

	Regular Cab XL	Super Cab XL	Super Cab XLT	Super Cab Thunder	Double Cab XL 4x4	Double Cab XLT	Double Cab Thunder/Wildtrak
Comfort and convenience							
Accessory socket	●	●	●	●	●	●	●
Air conditioning – CFC-free (4x4 only)		○	●	●	○	●	●
Armrest – Centre console-mounted, with storage box		●	●	●	●	●	●
Console – Front, double lidded, with storage box and dual cup holders		●	●	●	●	●	●
Console – Leather like lid cover				●			●
Cupholders – Rear					●	●	●
Glovebox – Lockable	●	●	●	●	●	●	●
Grab handle – Front, passenger's side	●	●	●	●	●	●	●
Grab handle – Rear, two					●	●	●
Storage – Front door pockets	●	●	●	●	●	●	●
Storage – Rear quarter panel pockets		●	●	●			
Storage compartment – Stowage bin on centre dash	●	●	●	●	●	●	●
Storage compartment – Pull-out instrument panel tray	●	●	●	●	●	●	●
Storage pocket – Front passenger's seat back			●			●	
Storage pocket – Driver's and front passenger's seat back				●			●
Sunvisors – Two with ticket holders on driver's side	●	●	●	●	●	●	●
Sunvisors – Vanity mirror on passenger's side			●	●		●	●
Windows – Front, power-operated	●	●	●	●	●	●	●
Windows – Rear, flip-open		●	●	●			
Windows – Rear, power-operated					●	●	●
Seats and seat belts							
Front seats – Anti-submarining	●	●	●	●	●	●	●
Front seats – Rake-adjustable with height-adjustable head restraints	●	●	●	●	●	●	●
Front seats – Heated				●			●
Rear seats – Jump		●	●	●			
Rear seats – Fixed bench with head restraints (two) and centre armrest					●	●	●
Seats – Velour trim			●			●	
Seats – Leather trim				●			●
Seat belts – Front, 3-point (ELR) with pre-tensioners and load-limiters	●	●	●	●	●	●	●
Seat belts – Front, driver and passenger's D-Ring shoulder adjustable					●	●	●
Seat belts – Rear outer, 3-point (ELR) lap and diagonal inertia reel with grabbers		●	●	●			
Seat belts – Rear outer, 3-point (ELR) and one centre 2-point lap static with grabber					●	●	●

Interior features

	Regular Cab XL	Super Cab XL	Super Cab XLT	Super Cab Thunder	Double Cab XL 4x4	Double Cab XLT	Double Cab Thunder/Wildtrak
Carpet and trim							
Centre audio stack bezel – Silver-finish	●	●	●	●	●	●	●
Door trim – Colour-keyed with armrests, storage pockets and speaker grilles	●	●	●	●	●	●	●
Door trim – Chrome-finish inserts, window switches and inner door handles			●	●		●	●
Door trim – Velour insert			●			●	
Door trim – Leather like inserts (Thunder only)				●			●
Door trim – Leather like inserts with orange tricot (Wildtrak only)							●
Floor covering – Vinyl	●						
Floor covering – Carpeted		●	●	●	●	●	●
Floor mats – Vinyl	●						
Floor mats – Unwoven cloth		●			●		
Floor mats – Woven with 'RANGER' logo (not available on Wildtrak)			●	●		●	●
Floor mats – Woven with 'WILDTRAK' logo and orange rim (Wildtrak only)							●
Gear knob – Leather-wrapped with silver insert			●	●		●	●
Gear shift surround – Silver highlight				●			●
Scuff plates – Chrome-effect, embossed			●			●	
Scuff plates – Chrome-effect, illuminated Ranger Logo (Thunder only)				●			●
Scuff plates – Chrome-effect, illuminated 'Wildtrak' logo (Wildtrak only)							●
Instruments and controls							
Instruments – Speedometer, fuel gauge, water temperature gauge and tachometer and LCD odometer/trip recorder	●	●	●	●	●	●	●
Instrument meters with silver ring			●	●		●	●
Multimeter on instrument panel (inclinometer, compass and thermometer)				●			●
Warning indicators for oil pressure, direction indicators, water in fuel, high beam, ignition/alternator, brake failure, airbags, glow plugs, free-wheel hubs (4x4 only), rear fog light and 'lights on' audible warning	●	●	●	●	●	●	●
Headlight levelling control	●	●	●	●	●	●	●
Heater – Recirculation, with illuminated heater controls – 4-speed fan. Four vents with temperature and direction control, with two dedicated side window demists	●	●	●	●	●	●	●
Control stalks – Column-mounted for master lights, indicators and wash/wipe functions	●	●	●	●	●	●	●
Steering wheel – 4-spoke, incorporating horn function	●	●	●	●	●	●	●
Steering wheel – Leather-wrapped			●			●	
Steering wheel – Leather-wrapped with silver inserts				●			●
Lighting							
Dome light – Door-operated, with courtesy switches on all doors	●	●	●	●	●	●	●
Footwell lights – Front				●			●
Reading light – Rear							●

● = Standard, ○ = Option, at extra cost.

Colour and trim

Solid body colours

- 1 Canyon Red
- 2 Alaska White

Metallic body colours

- 3 Steel Silver
- 4 Storm Black
- 5 Copper Red
- 6 Highland Green
- 7 Winning Blue
- 8 Lagoon Blue
- 9 Arizona Gold
- 10 Desert Bronze

Note: Double Cabs are shown with accessory sports bar (option at extra cost)



Colour and trim

Model	XL	XLT	Thunder	Wildtrak
Seat trim	Fabric	Velour	Two tone leather in Black and Grey	Black leather with Alcantara perforated orange tricot centres
Upper/lower instrument panel colour	Black/Grey	Black/Grey	Black/Black	Black/Black
Solid body colours				
Canyon Red	●			
Alaska White	●			
Metallic body colours*				
Storm Black	○	●+	●+	●+
Steel Silver	○	●+	●+	
Highland Green	○	●+	●+	
Arizona Gold	○			
Desert Bronze	○			
Lagoon Blue		●+	●+	●+
Winning Blue	○	●+	●+	●+
Copper Red		●+	●+	●+

● = Standard, ○ = Option, at extra cost, ●+ = No charge option. *Metallic paint is an option, at extra cost on Ranger XL. Metallic paint is free of charge on XLT, Thunder and Wildtrak.




Fabric in Ebony seat facing
Fabric in Ebony seat sides



Velour in Ebony seat facing
Velour in Ebony seat sides



Tu-tone leather in Black and Grey seat facing and seat sides



Perforated leather/Alcantara® in black with orange tricot seat facing
Perforated leather/Alcantara® in black with orange stitching seat sides

Illustrations, descriptions and specifications. This brochure was correct at the time of going to print. However, Ford policy is one of continuous product development. The right is reserved to change specifications, colours and prices of the models and items illustrated and described in this publication at any time. For the latest details always consult your Ford Dealer. **Optional equipment.** Throughout this publication, wherever a feature is described as being an 'Option' or 'Optional Fitment/Pack', etc., you should assume that it will be at extra cost to the base vehicle, unless specifically stated to the contrary. All models and colour combinations are subject to availability. **Note.** Some images portrayed are of a pre-production model and/or are computer generated, therefore, the design/features on the final version of the vehicle may differ in various respects. In addition, some of the features shown on the vehicles may be optional. **Note.** This brochure contains both original Ford accessories as well as a range of carefully selected products from our suppliers, which are featured under their own brands. All supplier branded products are subject to warranty terms defined by the relevant suppliers and do not lie within the responsibility of Ford. **Note.** The Bluetooth® word mark and logos are owned by the Bluetooth SIG, Inc. and any use of such marks by Ford Motor Company is under licence. Other trademarks and trade names are those of their respective owners.

The Government fuel figures do not express or imply any guarantee of the fuel consumption of any particular car. The cars themselves have not been tested and there are inevitably differences between individual cars of the same model. In addition, a car may incorporate particular modifications. Furthermore, the driver's style and road and traffic conditions, as well as the extent to which the car has been driven and the standard of maintenance, will affect its fuel consumption. **Insurance groups** are only as recommended by the Association of British Insurers. You should always consult your insurance adviser for confirmation.



Collect Nectar points at participating Ford Dealers and Authorised Repairers now. So take a look at the latest Ford Service Promotions by visiting the Owner Services section within www.ford.co.uk.



Ford and BP – working together to reduce fuel consumption and emissions.



BY APPOINTMENT TO
HER MAJESTY THE QUEEN
MOTOR VEHICLE MANUFACTURERS
FORD MOTOR COMPANY LIMITED
BRENTWOOD ESSEX



BY APPOINTMENT TO
HIS ROYAL HIGHNESS THE DUKE OF
MOTOR VEHICLE MANUFACTURERS
FORD MOTOR COMPANY LIMITED
BRENTWOOD ESSEX



When you have finished with this brochure please recycle it.

Published by Ford Motor Company Limited,
Brentwood, Essex, England.
Registered in England No. 235446.
FA 1545/3
BJN 307001. FoE H44E.
PN 077507/0410/10.4m/GBR en
April 2010.
© Ford Motor Company Limited.

www.ford.co.uk

